

**Interface Plug-in Relay XT**

- 1 pole 16 A, 2 pole 8 A, 1 CO contact or 2 CO contacts
- DC- or AC coil, sensitive coil 400 mW
- Reinforced insulation, protection class II (VDE 0700)
- 4 kV / 8 mm coil-contact
- Manual test tab, optionally lockable<sup>1)</sup>
- Version with mechanical and/or electrical indicator optionally available
- Suitable for use in Tyco standard RT sockets
- Recycleable packaging
- RoHS compliant (Directive 2002/95/EC)

**Applications**

Panel boards, mechanical engineering

**Approvals**

VDE REG.-Nr. B758, cULus E214025  
 Technical data of approved types on request

Contact data	1-pole	2-pole
Contact configuration	1 CO	2 CO
Contact set	single contact	
Type of interruption	micro disconnection	
Rated current	16 A	8 A
Rated voltage / max.switching voltage AC	240/400 VAC	
Maximum breaking capacity AC	4000 VA	2000 VA
Limiting making capacity,max 4 s, df 10%	30 A	15 A
Contact material	AgNi 90/10	
Mechanical endurance DC coil	> 10 x 10 <sup>6</sup>	
AC coil	> 5 x 10 <sup>6</sup>	
Rated frequency of operation with / without load	6 / 600 min <sup>-1</sup>	

**Contact ratings**

Type	Load	Cycles
XT37*	16 A, 250 VAC, CO contact, 70°C, DF 50%, EN61810-1	30x10 <sup>3</sup>
XT48*	8 A, 250 VAC, CO contact, 70°C, DF 50%, DC coils, EN61810-1	50x10 <sup>3</sup>
XT48*	8 A, 250 VAC, CO contact, 70°C, DF 50%, AC coils, EN61810-1	30x10 <sup>3</sup>
XT31*	16 A, 250 VAC, CO contact, 70°C, DF 50%, EN61810-1	30x10 <sup>3</sup>
XT42*	8 A, 250 VAC, CO contact, 70°C, DF 50%, DC coils, EN61810-1	50x10 <sup>3</sup>
XT42*	8 A, 250 VAC, CO contact, 70°C, DF 50%, AC coils, EN61810-1	30x10 <sup>3</sup>
XT37*	16 A, 250 VAC, CO General Purpose 70°C, DF 50%, UL508	30x10 <sup>3</sup>
XT48*	8 A, 250 VAC, CO General Purpose 70°C, DF 50%, DC coils, UL508	30x10 <sup>3</sup>
XT48*	8 A, 250 VAC, CO General Purpose 70°C, DF 50%, AC coils, UL508	30x10 <sup>3</sup>
XT31*	16 A, 250 VAC, CO General Purpose 70°C, DF 50%, UL508	30x10 <sup>3</sup>
XT42*	8 A, 250 VAC, CO General Purpose 70°C, DF 50%, DC coils, UL508	30x10 <sup>3</sup>
XT42*	8 A, 250 VAC, CO General Purpose 70°C, DF 50%, AC coils, UL508	30x10 <sup>3</sup>

**Coil data**

Rated coil voltage range DC coil	6...110 VDC
AC coil	24...230 VAC
Coil power DC coil	typ 400 mW
AC coil	typ 0.75 VA
Operative range	2
Coil insulation system according UL1446	class F

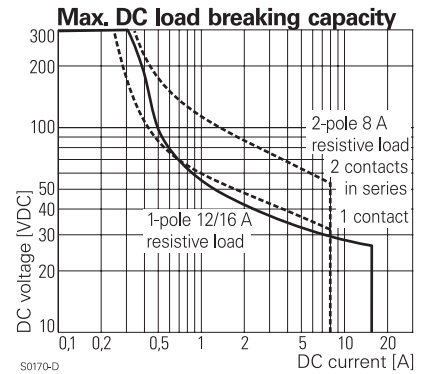
<sup>1)</sup> Locking function description

If the test button is pulled out too forcefully, it may bypass the momentary testing position and go straight into the locked position.

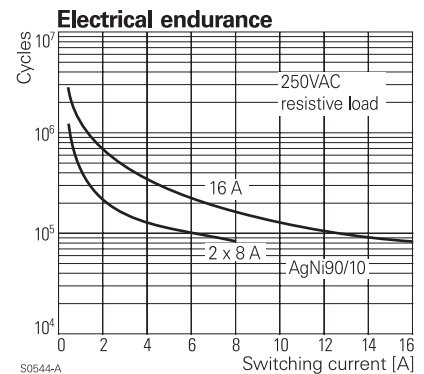
Delivery status is with testing possibility only, to reach locking position please remove the locking plastic pip according drawing.



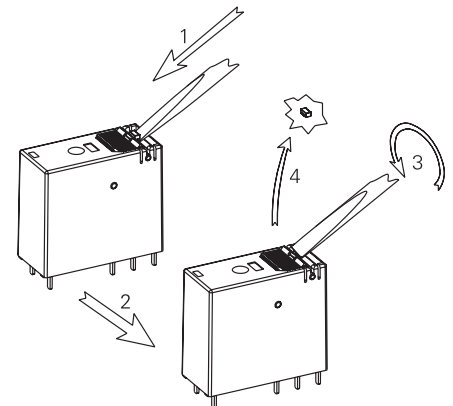
F0289-A



S0170-D



S0544-A



**Interface Plug-in Relay XT (Continued)**

**Coil versions, DC-coil**

Coil code	LED & PD*	Rated voltage VDC	Operate voltage VDC	Release voltage VDC	Coil resistance Ohm	Rated coil power mW	opt. LED power mW
012	LB2	12	8.4	1.2	360±10%	400	10
<b>024</b>	<b>LC4</b>	<b>24</b>	<b>16.8</b>	<b>2.4</b>	<b>1440±10%</b>	<b>400</b>	<b>19</b>
048	LE8	48	33.6	4.8	5520±10%	417	39
110	MB0	110	77.0	11.0	28800±12%	420	87

All figures are given for coil without preenergization, at ambient temperature +23°C

\*) Protection diode PD; standard polarity: +A1 / -A2

Other coil voltages on request

**Coil versions, AC-coil 50 Hz**

Coil code	LED	Rated voltage VAC	Operate voltage 50 Hz VAC	Release voltage 50 Hz VAC	Coil resistance Ohm	Rated coil power 50 Hz VA	opt. LED power 50 Hz VA
<b>524</b>	<b>R24</b>	<b>24</b>	<b>18.0</b>	<b>3.6</b>	<b>350±10%</b>	<b>0.76</b>	<b>0.012</b>
615	S15	115	86.3	17.3	8100±15%	0.76	0.054
<b>730</b>	<b>T30</b>	<b>230</b>	<b>172.5</b>	<b>34.5</b>	<b>32500±15%</b>	<b>0.74</b>	<b>0.073</b>

All figures are given for coil without preenergization, at ambient temperature +23°C

Other coil voltages on request

**Insulation**

Dielectric strength coil-contact circuit	5000 V <sub>rms</sub> in combination with RT78726	
	4000 V <sub>rms</sub> in combination with RT78725	
open contact circuit	1000 V <sub>rms</sub>	
adjacent contact circuits	2500 V <sub>rms</sub>	
Clearance / creepage coil-contact circuit	≥ 8 / 8 mm	
Material group of insulation parts	≥ IIIa	
Tracking index of relay base	PTI 175 V	
Insulation to IEC 60664-1		
Type of insulation coil-contact circuit	reinforced	
open contact circuit	functional	
adjacent contact circuits	basic	
Rated insulation voltage	250 V	
Pollution degree	3	2
Rated voltage system	240 V	400 V
Overvoltage category	III	

**Other data**

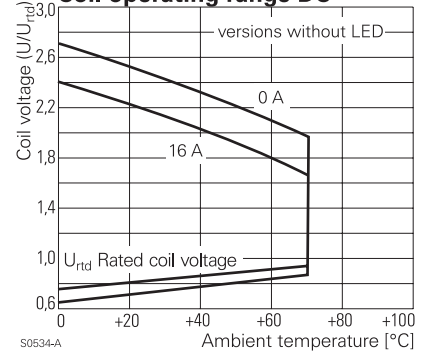
	1-pole	2-pole
RoHS - Directive 2002/95/EC	compliant	
Flammability class according to UL94	V-0	
Ambient temperature range DC coil	-40...+70°C	
AC coil	-40...+70°C	
Operate- / release time DC coil	9 / 6 ms	
Bounce time DC coil, NO / NC contact	4 / 12 ms	
Vibration resistance (function), NO / NC contact	20 / 5 g, 30 ... 500 Hz	
Shock resistance (destruction)	100 g	
Category of protection	RTII	
Mounting distance	4,5 mm, dense packing of sockets	
Relay weight	16 g	
Packaging unit	10 / 250 pcs	

**Accessories**

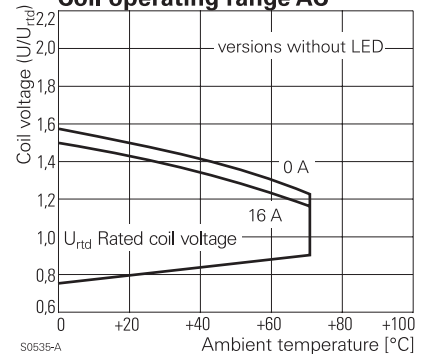
For Details see datasheet

Accessories Interface Power Relay XT

**Coil operating range DC**



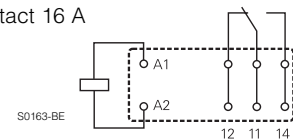
**Coil operating range AC**



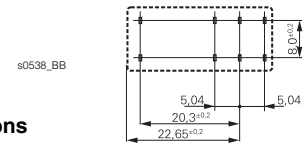
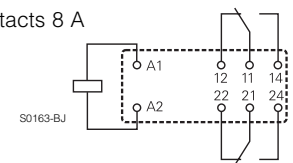
**Terminal assignment**

Bottom view on pins

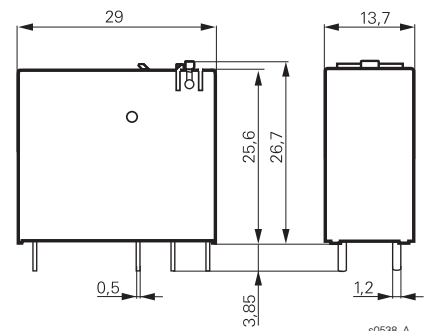
1 CO contact 16 A



2 CO contacts 8 A



**Dimensions**



**Interface Plug-in Relay XT** (Continued)

**Product key**

<b>X</b>	<b>T</b>			<b>4</b>			
----------	----------	--	--	----------	--	--	--

Type

Version

- 3** 1-pole, 16 A, pinning 5 mm
- 4** 2-pole, 8 A, pinning 5 mm

Contact configuration

- 1** 1 CO contact
- 2** 2 CO contacts
- 7** 1 CO contact with test button and mechanical indicator
- 8** 2 CO contacts with test button and mechanical indicator

Contact material

- 4** AgNi 90/10

Coil

Coil code: please refer to coil versions table, preferred types in bold print

Product key	Contacts	Cont. material	Coil	Coil	Part number
XT374LC4	1 CO contact	AgNi 90/10	DC-coil	24 VDC	1887112-1
XT374R24	16 A	test button, mechanical	AC-coil	24 VAC	1887113-3
XT374T30				230 VAC	1887113-1
XT484LC4	2 CO contacts	and electrical	DC-coil	24 VDC	1887212-1
XT484R24	8 A	indicator	AC-coil	24 VAC	1887213-3
XT484T30				230 VAC	1887213-1