THIS DRAWING IS A CONTROLLED DOCUMENT.

LOC	DIST
—	—

REVISIONS

P	LTR	DESCRIPTION	DATE	DWN	APVD
	B3	ECR-15-000083	07JAN2015	KR	TN

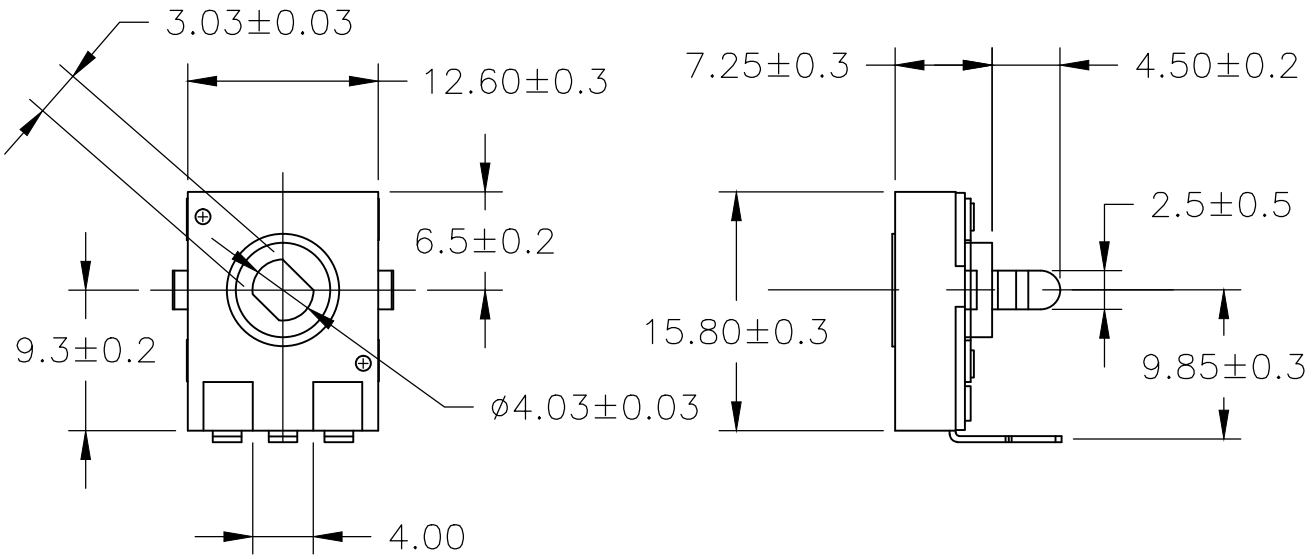

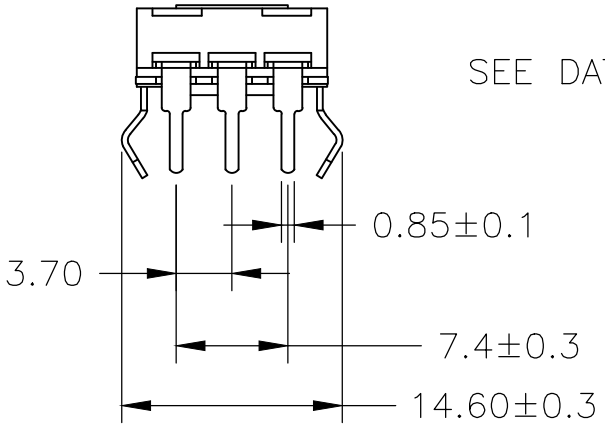

FOR FURTHER INFORMATION
SEE DATA SHEET FOR 51 SERIES–SPINDLE
OPERATED POTENTIOMETER

PCB PIERCING PLAN

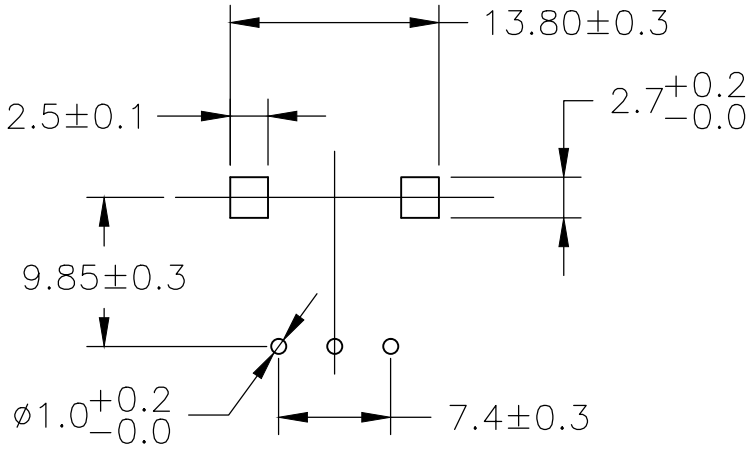

RoHS Compliant

THIS DRAWING IS UNPUBLISHED. © COPYRIGHT 2008 By - ALL RIGHTS RESERVED. RELEASED FOR PUBLICATION ,2008.

DIMENSIONS: mm	DWN SUBHASH.M 01–Aug–08	MATERIAL –	FINISH –
TOLERANCES UNLESS OTHERWISE SPECIFIED:	CHK PRAKASH.S 01–Aug–08	TE Connectivity	
0 PLC ± 0.5 1 PLC ± 0.2 2 PLC ± 0.1 3 PLC ± – 4 PLC ± – ANGLES ± 5°	APVD STEPHEN.P 01–Aug–08		
	PRODUCT SPEC —	NAME SPINDLE OPERATED POTENTIOMETER SERIES 51	
	APPLICATION SPEC —	SIZE A4 / CAGE CODE 00779 / DRAWING NO C-1624191	RESTRICTED TO —
	WEIGHT —		
	CUSTOMER DRAWING	SCALE 2:1 / SHEET 1 OF 1	REV B3

1469–35 (3/11)