

NOTES:

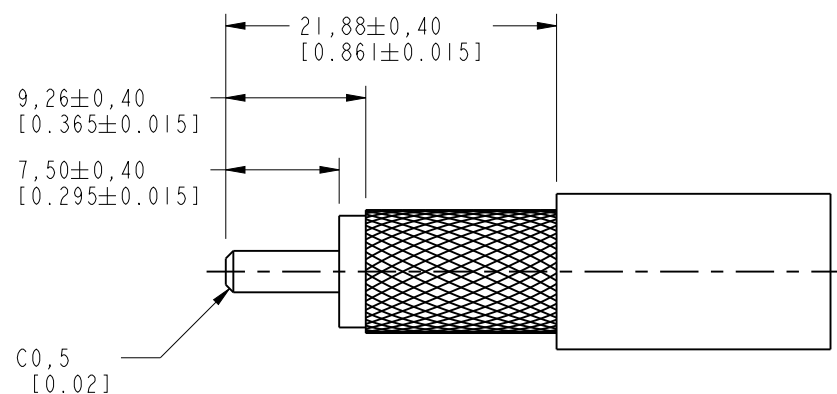
1. MATERIALS AND FINISHES:
 BODY & INNER BODY - BRASS, WHITE BRONZE PLATING
 CONTACT - BeCu, GOLD PLATING
 INSULATOR & INSULATOR DISC - PTFE, NATURAL
 FERRULE - COPPER, WHITE BRONZE PLATING
 HEAT SHRINK TUBE - CROSSLINKED POLYOLEFIN, BLACK
2. ELECTRICAL:
 A. IMPEDANCE: 50 OHM
 B. FREQUENCY RANGE: DC - 6 GHz
 C. DIELECTRIC WITHSTANDING VOLTAGE: 1000 VRMS, MIN.
3. MECHANICAL:
 A. DURABILITY: 500 CYCLES MIN.
 B. TEMPERATURE RANGE: -55°C TO +85°C
4. PACKAGING:
 A. QUANTITY: SINGLE PACK
 B. MARKING: BAG TO BE MARKED
 "AMPHENOL RF, 82-6644, AND DATE CODE"
5. RECOMMENDED CABLE ASSEMBLY INSTRUCTIONS:
 A. TRIM CABLE AS SHOWN.
 B. SLIDE HEAT SHRINK TUBE, FERRULE AND INSULATOR DISC ONTO CABLE.
 C. SOLDER CABLE CENTER CONDUCTOR TO CONTACT.
 D. INSERT CABLE WITH FOIL ENTERING CONNECTOR AND BRAID OVER KNURL.
 E. CRIMP FERRULE OVER BRAID WITH 0.429" HEX DIE
 F. APPLY HEAT SHRINK TUBE OVER FERRULE.

6 SHOWS CABLE ENTRY DIMENSIONS.

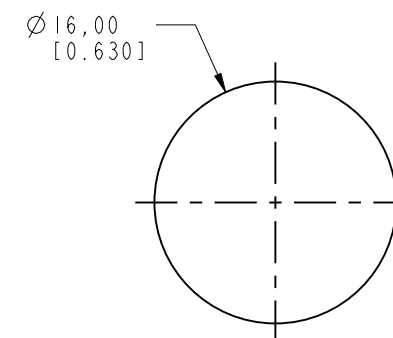
THIRD ANGLE PROJ.

REVISIONS

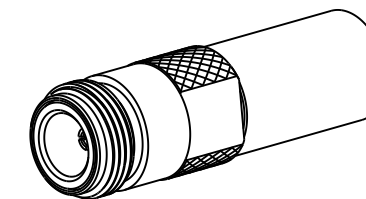
REV	DESCRIPTION	DATE	ECO	APPR
A	RELEASE TO MFG.	07-Jun-17	4004	BMG



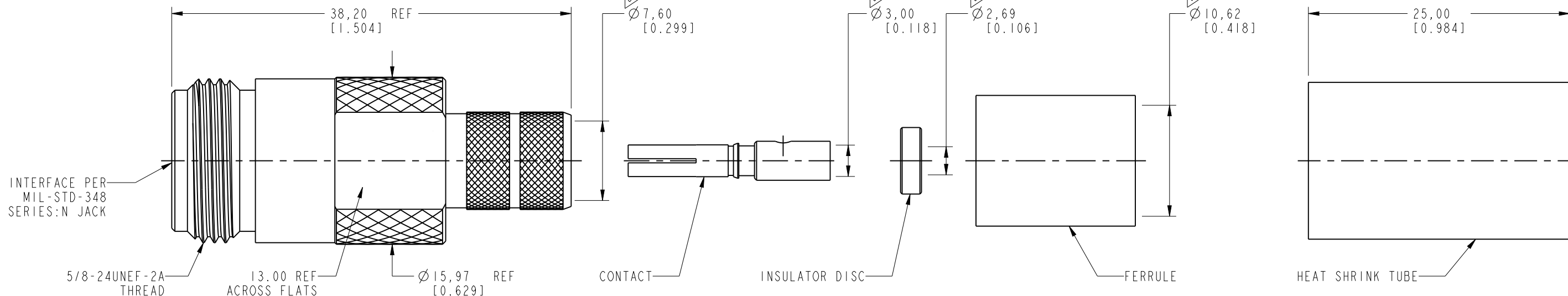
RECOMMENDED CABLE STRIPPING



MIN PASS THRU DIAMETER



SCALE 1.000



CUSTOMER OUTLINE DRAWING

ALL OTHER SHEETS ARE FOR INTERNAL USE ONLY

UNLESS OTHERWISE SPECIFIED, DIMENSIONS ARE IN METRIC AND TOLERANCES ARE:
 <0.5mm ± 0.05mm 0.5 - 6mm ± 0.1mm 6 - 30mm ± 0.2mm 30 - 120mm ± 0.3mm ANGLES ± 1°

NOTICE - These drawings, specifications, or other data (1) are, and remain the property of Amphenol corp. (2) must be returned upon request; and (3) are confidential and not to be disclosed to any person other than those to whom they are given by Amphenol Corp. the furnishing of these drawings, specifications, or other data by Amphenol Corp., or to any other person to anyone for any purpose is not to be regarded by implication or otherwise in any manner licensing, granting rights to permitting such holder or any other person to manufacture, use or sell any product, process or design, patented or otherwise, that may in any way be related to or disclosed by said drawings, specifications, or other data.

MATERIAL	SEE NOTES
REFERENCE	EAR # 7407
CONFIGURATION LEVEL:	In Work
FINISH	

DRAWN	B. GREENBAUM	DATE	30-Jan-17
ENGINEER	B. GREENBAUM	DATE	30-Jan-17
APPROVED	K. CAPOZZI	DATE	07-Jun-17
CAD FILE			

TITLE		N STR JACK FOR LMR-400 CABLE	
SCALE:	2.5:1.0	SHEET	2 OF 2
DWG SIZE	B	REV	A

Amphenol RF	
www.amphenolrf.com	
DRAWING NO.	82-6644
ITEM NO.	82-6644
PART NO.	82-6644