


**HIGH TEMPERATURE**

# Shielded Power Inductors – XAL60xx



- High current; very low DCR
- Soft saturation
- AEC-200 Grade 1 qualified (–40°C to +125°C ambient)

**Designer's Kit C442** contains 3 each of all values.

**Core material** Composite

**Environmental** RoHS compliant, halogen free

**Terminations** RoHS compliant tin-silver (96.5/3.5) over copper. Other terminations available at additional cost.

**Ambient temperature** –40°C to +125°C with Irms current, +125°C to +165°C with derated current.

**Storage temperature** Component: –40°C to +165°C. Tape and reel packaging: –40°C to +80°C

**Resistance to soldering heat** Max three 40 second reflows at +260°C, parts cooled to room temperature between cycles

**Moisture Sensitivity Level (MSL)** 1 (unlimited floor life at <30°C / 85% relative humidity)

**Failures in Time (FIT) / Mean Time Between Failures (MTBF)**

38 per billion hours / 26,315,789 hours, calculated per Telcordia SR-332

**PCB washing** Tested to MIL-STD-202 Method 215 plus an additional aqueous wash. See [Doc787\\_PCB\\_Washing.pdf](#).

| Part number <sup>1</sup> | Inductance <sup>2</sup><br>±20% (µH) | DCR (mOhms) <sup>3</sup> |       | SRF typ <sup>4</sup><br>(MHz) | Isat <sup>5</sup><br>(A) | Irms (A) <sup>6</sup> |           |
|--------------------------|--------------------------------------|--------------------------|-------|-------------------------------|--------------------------|-----------------------|-----------|
|                          |                                      | typ                      | max   |                               |                          | 20°C rise             | 40°C rise |
| XAL6030-181ME_           | 0.18                                 | 1.59                     | 1.75  | 141                           | 39.0                     | 24                    | 32        |
| XAL6030-331ME_           | 0.33                                 | 2.30                     | 2.53  | 89                            | 30.0                     | 20                    | 25        |
| XAL6030-561ME_           | 0.56                                 | 3.01                     | 3.31  | 61                            | 29.0                     | 17                    | 22        |
| XAL6030-102ME_           | 1.0                                  | 5.62                     | 6.18  | 50                            | 23.0                     | 13                    | 18        |
| XAL6030-122ME_           | 1.2                                  | 6.82                     | 7.50  | 43                            | 22.0                     | 12                    | 16        |
| XAL6030-182ME_           | 1.8                                  | 9.57                     | 10.52 | 34                            | 18.2                     | 10                    | 14        |
| XAL6030-222ME_           | 2.2                                  | 12.70                    | 13.97 | 30                            | 15.9                     | 7.0                   | 10        |
| XAL6030-332ME_           | 3.3                                  | 19.92                    | 20.81 | 26                            | 12.2                     | 6.0                   | 8.0       |
| XAL6060-472ME_           | 4.7                                  | 13.10                    | 14.40 | 21                            | 10.5                     | 8.0                   | 11        |
| XAL6060-562ME_           | 5.6                                  | 14.46                    | 15.90 | 20                            | 9.9                      | 7.5                   | 10        |
| XAL6060-682ME_           | 6.8                                  | 18.90                    | 20.80 | 18                            | 9.2                      | 7.0                   | 9.0       |
| XAL6060-822ME_           | 8.2                                  | 24.00                    | 26.40 | 16                            | 8.4                      | 6.0                   | 8.0       |
| XAL6060-103ME_           | 10                                   | 27.00                    | 29.82 | 14                            | 7.6                      | 5.0                   | 7.0       |
| XAL6060-153ME_           | 15                                   | 39.77                    | 43.75 | 11                            | 5.8                      | 4.5                   | 6.0       |
| XAL6060-223ME_           | 22                                   | 55.12                    | 60.63 | 9                             | 5.6                      | 3.6                   | 5.0       |

1. When ordering, please specify **termination** and **packaging** codes:

**XAL6060-223MEC**

**Termination:** E = RoHS compliant tin-silver over copper.

**Special order:** T = RoHS tin-silver-copper (95.5/4/0.5) or S = non-RoHS tin-lead (63/37).

**Packaging:** C = 7" machine-ready reel. EIA-481 embossed plastic tape.

B = Less than full reel. In tape, but not machine ready. To have a leader and trailer added (\$25 charge), use code letter C instead.

D = 13" machine-ready reel. EIA-481 embossed plastic tape. Factory order only, not stocked.

2. Inductance tested at 100 kHz, 0.1 Vrms, 0 Adc.

3. DCR measured on a micro-ohmmeter.

4. SRF measured using Agilent/HP 4395A or equivalent.

5. DC current at which the inductance drops 30% (typ) from its value without current.

6. Current that causes the specified temperature rise from 25°C ambient.

7. Electrical specifications at 25°C.

Refer to Doc 362 "Soldering Surface Mount Components" before soldering.

## Irms Testing

Irms testing was performed on 0.75 inch wide × 0.25 inch thick copper traces in still air.

Temperature rise is highly dependent on many factors including pcb land pattern, trace size, and proximity to other components. Therefore temperature rise should be verified in application conditions.



www.coilcraft.com

**US** +1-847-639-6400 sales@coilcraft.com

**UK** +44-1236-730595 sales@coilcraft-europe.com

**Taiwan** +886-2-2264 3646 sales@coilcraft.com.tw

**China** +86-21-6218 8074 sales@coilcraft.com.cn

**Singapore** +65-6484 8412 sales@coilcraft.com.sg

Document 887-1 Revised 05/01/15

© Coilcraft Inc. 2015

This product may not be used in medical or high risk applications without prior Coilcraft approval. Specification subject to change without notice. Please check web site for latest information.

# HIGH TEMPERATURE

## Shielded Power Inductors – XAL60<sub>XX</sub>

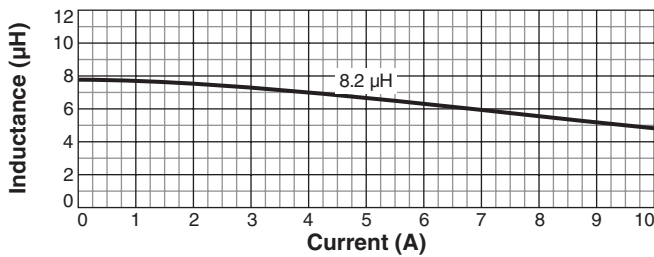
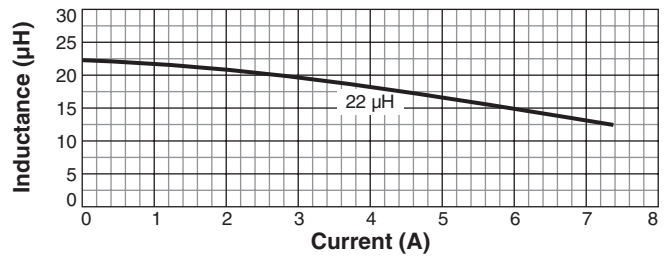
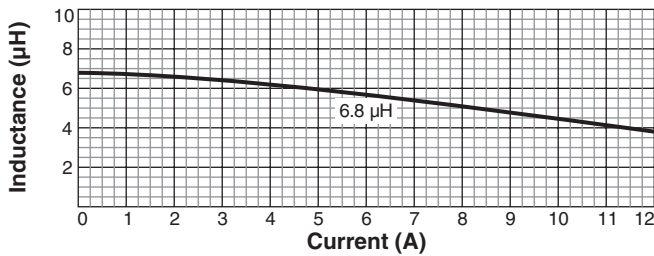
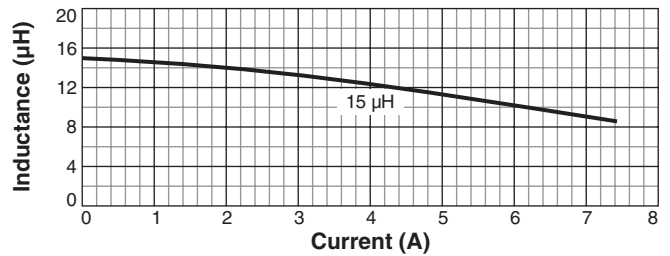
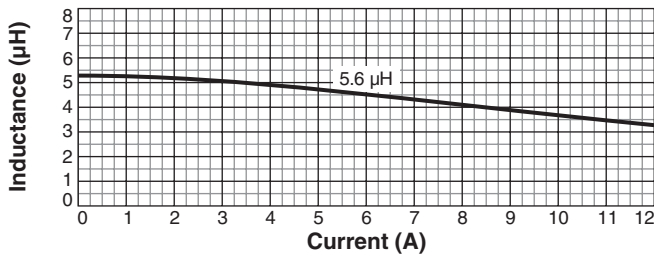
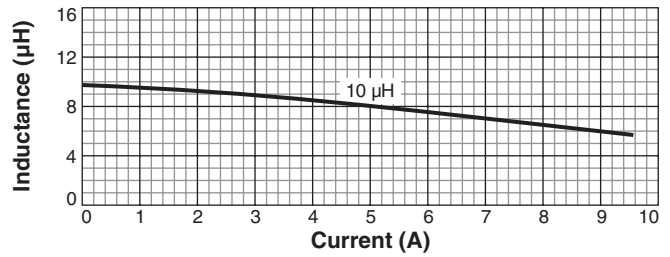
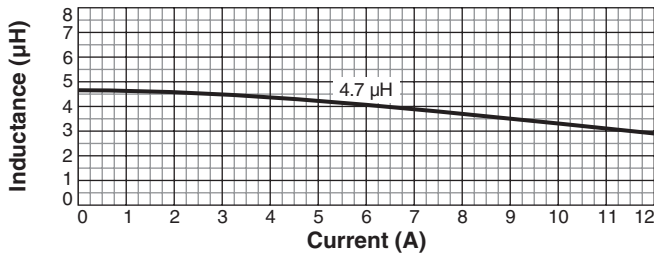
### L vs Current



# HIGH TEMPERATURE

## Shielded Power Inductors – XAL60<sup>XX</sup>

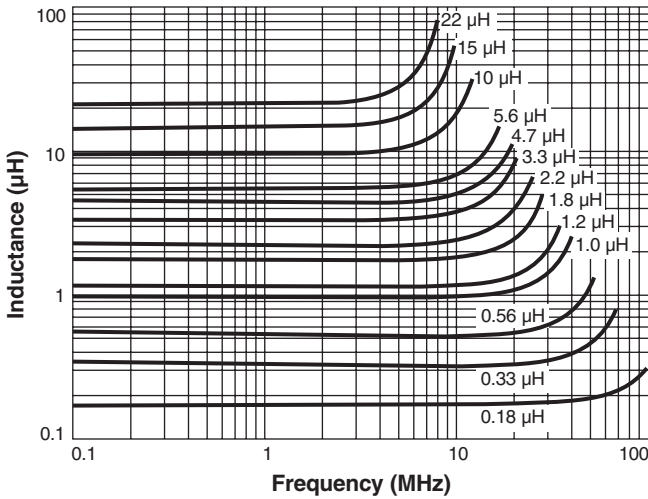
### L vs Current



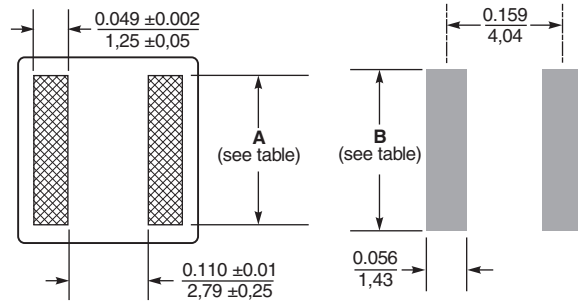
# HIGH TEMPERATURE

## Shielded Power Inductors – XAL60XX

### Typical L vs Frequency



| Dash number | A<br>±0.008 in<br>±0.20 mm<br>(in / mm) | B<br>(in / mm) |
|-------------|---|----------------|
| -181        | 0.213 / 5.42                            | 0.224 / 5.69   |
| -331        | 0.213 / 5.42                            | 0.224 / 5.69   |
| -561        | 0.213 / 5.42                            | 0.224 / 5.69   |
| -102        | 0.206 / 5.24                            | 0.213 / 5.42   |
| -122        | 0.206 / 5.24                            | 0.213 / 5.42   |
| -182        | 0.204 / 5.18                            | 0.210 / 5.33   |
| -222        | 0.201 / 5.12                            | 0.206 / 5.24   |
| -332        | 0.200 / 5.08                            | 0.204 / 5.18   |
| -472        | 0.204 / 5.18                            | 0.210 / 5.33   |
| -562        | 0.204 / 5.18                            | 0.210 / 5.33   |
| -682        | 0.204 / 5.18                            | 0.210 / 5.33   |
| -822        | 0.201 / 5.12                            | 0.206 / 5.24   |
| -103        | 0.201 / 5.12                            | 0.206 / 5.24   |
| -153        | 0.200 / 5.08                            | 0.204 / 5.18   |
| -223        | 0.200 / 5.08                            | 0.204 / 5.18   |

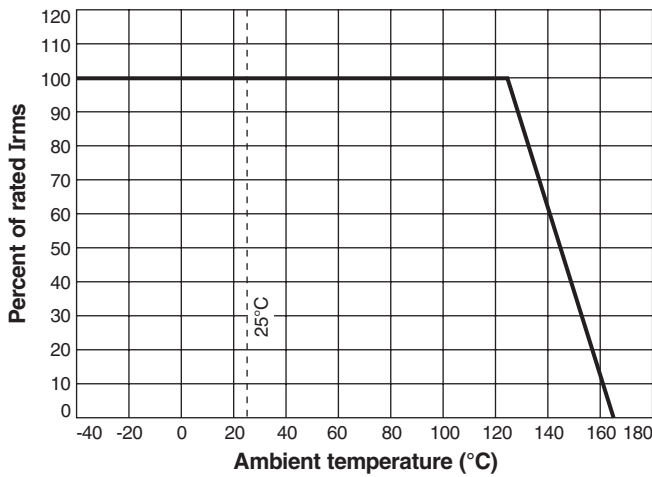


### Recommended Land Pattern

|         | Maximum height | Weight        |
|---------|----------------|---------------|
| XAL6030 | 0.122 / 3,1    | 0.60 – 0.70 g |
| XAL6060 | 0.240 / 6,1    | 1.2 – 1.3 g   |

Dimensions are in  $\frac{\text{inches}}{\text{mm}}$

### Irms Derating



### Packaging

**XAL6030** 400/7" reel; 1500/13" reel Plastic tape: 16 mm wide, 0.3 mm thick, 12 mm pocket spacing, 3.12 mm pocket depth  
**XAL6060** 250/7" reel; 750/13" reel Plastic tape: 16 mm wide, 0.3 mm thick, 8 mm pocket spacing, 6.23 mm pocket depth

