



### ■ Features :

- Interchangeable AC plugs (plug kit sold separately)
- Universal AC input / Full range
- No load power consumption < 0.075W
- **Energy efficiency Level VI**
- Comply with EISA 2007/DoE and EU ErP
- Class II power (without earth pin)
- Protections: Short circuit / Overload / Over voltage
- Pass LPS
- Fully enclosed plastic case
- LED indicator for power on
- 2 years warranty



### Interchangeable AC plug specifically for GE series

TYPE					
	Australian type	U.K type	European type	US type	Mix four type
ORDER NO.	AC plug-AU	AC plug-UK	AC plug-EU	AC plug-US	AC plug-MIX

### SPECIFICATION

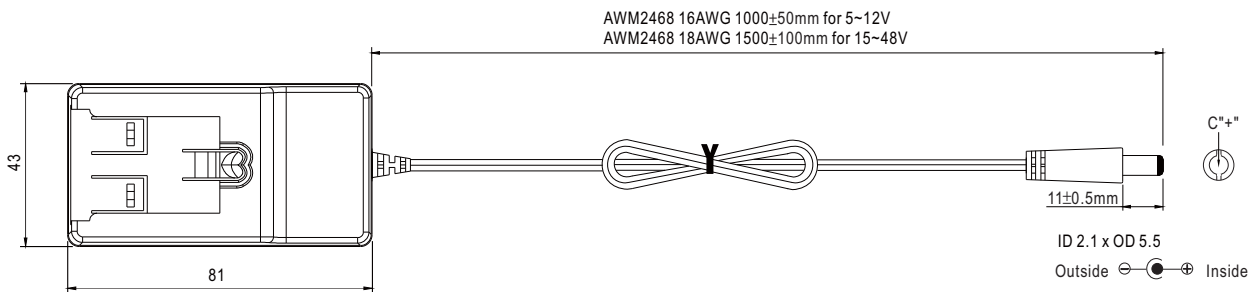
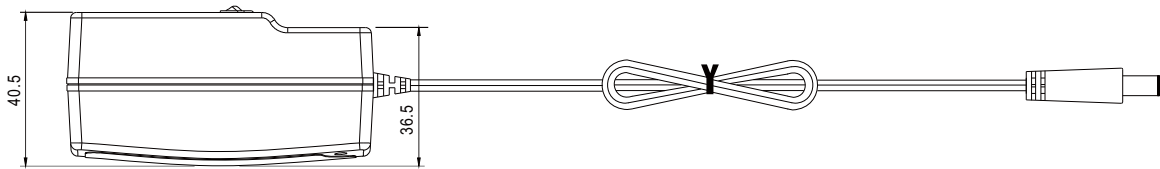
POWER SUPPLY MAIN BODY ORDER NO.	GE24I05-P1J	GE24I07-P1J	GE24I09-P1J	GE24I12-P1J	GE24I15-P1J	GE24I18-P1J	GE24I24-P1J	GE24I48-P1J																																																																																											
<b>OUTPUT</b>	<table border="1"> <tr> <td><b>SAFETY MODEL NO.</b></td> <td>GE24I05</td> <td>GE24I07</td> <td>GE24I09</td> <td>GE24I12</td> <td>GE24I15</td> <td>GE24I18</td> <td>GE24I24</td> <td>GE24I48</td> </tr> <tr> <td><b>DC VOLTAGE</b> <small>Note.2</small></td> <td>5V</td> <td>7.5V</td> <td>9V</td> <td>12V</td> <td>15V</td> <td>18V</td> <td>24V</td> <td>48V</td> </tr> <tr> <td><b>RATED CURRENT</b></td> <td>3.0A</td> <td>2.0A</td> <td>2.22A</td> <td>2.0A</td> <td>1.6A</td> <td>1.33A</td> <td>1.0A</td> <td>0.5A</td> </tr> <tr> <td><b>CURRENT RANGE</b></td> <td>0 ~ 3.0A</td> <td>0 ~ 2.0A</td> <td>0 ~ 2.22A</td> <td>0 ~ 2.0A</td> <td>0 ~ 1.6A</td> <td>0 ~ 1.33A</td> <td>0 ~ 1.0A</td> <td>0 ~ 0.5A</td> </tr> <tr> <td><b>RATED POWER (max.)</b></td> <td>15W</td> <td>15W</td> <td>20W</td> <td>24W</td> <td>24W</td> <td>24W</td> <td>24W</td> <td>24W</td> </tr> <tr> <td><b>RIPPLE &amp; NOISE (max.)</b> <small>Note.3</small></td> <td>50mVp-p</td> <td>75mVp-p</td> <td>100mVp-p</td> <td>120mVp-p</td> <td>150mVp-p</td> <td>180mVp-p</td> <td>240mVp-p</td> <td>300mVp-p</td> </tr> <tr> <td><b>VOLTAGE TOLERANCE</b> <small>Note.4</small></td> <td>±5.0%</td> <td>±5.0%</td> <td>±5.0%</td> <td>±3.0%</td> <td>±3.0%</td> <td>±3.0%</td> <td>±3.0%</td> <td>±3.0%</td> </tr> <tr> <td><b>LINE REGULATION</b> <small>Note.5</small></td> <td>±1.0%</td> <td>±1.0%</td> <td>±1.0%</td> <td>±1.0%</td> <td>±1.0%</td> <td>±1.0%</td> <td>±1.0%</td> <td>±1.0%</td> </tr> <tr> <td><b>LOAD REGULATION</b> <small>Note.6</small></td> <td>±5.0%</td> <td>±5.0%</td> <td>±5.0%</td> <td>±3.0%</td> <td>±3.0%</td> <td>±3.0%</td> <td>±3.0%</td> <td>±3.0%</td> </tr> <tr> <td><b>SETUP, RISE, HOLD UP TIME</b></td> <td colspan="2">4000ms, 100ms, 30ms / 230VAC</td> <td colspan="6">4000ms, 100ms, 10ms / 115VAC at full load</td> </tr> </table>									<b>SAFETY MODEL NO.</b>	GE24I05	GE24I07	GE24I09	GE24I12	GE24I15	GE24I18	GE24I24	GE24I48	<b>DC VOLTAGE</b> <small>Note.2</small>	5V	7.5V	9V	12V	15V	18V	24V	48V	<b>RATED CURRENT</b>	3.0A	2.0A	2.22A	2.0A	1.6A	1.33A	1.0A	0.5A	<b>CURRENT RANGE</b>	0 ~ 3.0A	0 ~ 2.0A	0 ~ 2.22A	0 ~ 2.0A	0 ~ 1.6A	0 ~ 1.33A	0 ~ 1.0A	0 ~ 0.5A	<b>RATED POWER (max.)</b>	15W	15W	20W	24W	24W	24W	24W	24W	<b>RIPPLE &amp; NOISE (max.)</b> <small>Note.3</small>	50mVp-p	75mVp-p	100mVp-p	120mVp-p	150mVp-p	180mVp-p	240mVp-p	300mVp-p	<b>VOLTAGE TOLERANCE</b> <small>Note.4</small>	±5.0%	±5.0%	±5.0%	±3.0%	±3.0%	±3.0%	±3.0%	±3.0%	<b>LINE REGULATION</b> <small>Note.5</small>	±1.0%	±1.0%	±1.0%	±1.0%	±1.0%	±1.0%	±1.0%	±1.0%	<b>LOAD REGULATION</b> <small>Note.6</small>	±5.0%	±5.0%	±5.0%	±3.0%	±3.0%	±3.0%	±3.0%	±3.0%	<b>SETUP, RISE, HOLD UP TIME</b>	4000ms, 100ms, 30ms / 230VAC		4000ms, 100ms, 10ms / 115VAC at full load					
<b>SAFETY MODEL NO.</b>	GE24I05	GE24I07	GE24I09	GE24I12	GE24I15	GE24I18	GE24I24	GE24I48																																																																																											
<b>DC VOLTAGE</b> <small>Note.2</small>	5V	7.5V	9V	12V	15V	18V	24V	48V																																																																																											
<b>RATED CURRENT</b>	3.0A	2.0A	2.22A	2.0A	1.6A	1.33A	1.0A	0.5A																																																																																											
<b>CURRENT RANGE</b>	0 ~ 3.0A	0 ~ 2.0A	0 ~ 2.22A	0 ~ 2.0A	0 ~ 1.6A	0 ~ 1.33A	0 ~ 1.0A	0 ~ 0.5A																																																																																											
<b>RATED POWER (max.)</b>	15W	15W	20W	24W	24W	24W	24W	24W																																																																																											
<b>RIPPLE &amp; NOISE (max.)</b> <small>Note.3</small>	50mVp-p	75mVp-p	100mVp-p	120mVp-p	150mVp-p	180mVp-p	240mVp-p	300mVp-p																																																																																											
<b>VOLTAGE TOLERANCE</b> <small>Note.4</small>	±5.0%	±5.0%	±5.0%	±3.0%	±3.0%	±3.0%	±3.0%	±3.0%																																																																																											
<b>LINE REGULATION</b> <small>Note.5</small>	±1.0%	±1.0%	±1.0%	±1.0%	±1.0%	±1.0%	±1.0%	±1.0%																																																																																											
<b>LOAD REGULATION</b> <small>Note.6</small>	±5.0%	±5.0%	±5.0%	±3.0%	±3.0%	±3.0%	±3.0%	±3.0%																																																																																											
<b>SETUP, RISE, HOLD UP TIME</b>	4000ms, 100ms, 30ms / 230VAC		4000ms, 100ms, 10ms / 115VAC at full load																																																																																																
<b>INPUT</b>	<table border="1"> <tr> <td><b>VOLTAGE RANGE</b> <small>Note.7</small></td> <td colspan="2">90 ~ 264VAC</td> <td colspan="6">135 ~ 370VDC</td> </tr> <tr> <td><b>FREQUENCY RANGE</b></td> <td colspan="9">47 ~ 63Hz</td> </tr> <tr> <td><b>EFFICIENCY (Typ.)</b></td> <td>81%</td> <td>83%</td> <td>85.5%</td> <td>86%</td> <td>86%</td> <td>87%</td> <td>87.5%</td> <td>89%</td> </tr> <tr> <td><b>AC CURRENT</b></td> <td colspan="2">0.7A / 100VAC</td> <td colspan="6">0.4A / 230VAC</td> </tr> <tr> <td><b>INRUSH CURRENT (max.)</b></td> <td colspan="2">COLD START 40A / 100VAC</td> <td colspan="6">80A / 230VAC</td> </tr> <tr> <td><b>LEAKAGE CURRENT (max.)</b></td> <td colspan="9">0.25mA / 240VAC</td> </tr> </table>									<b>VOLTAGE RANGE</b> <small>Note.7</small>	90 ~ 264VAC		135 ~ 370VDC						<b>FREQUENCY RANGE</b>	47 ~ 63Hz									<b>EFFICIENCY (Typ.)</b>	81%	83%	85.5%	86%	86%	87%	87.5%	89%	<b>AC CURRENT</b>	0.7A / 100VAC		0.4A / 230VAC						<b>INRUSH CURRENT (max.)</b>	COLD START 40A / 100VAC		80A / 230VAC						<b>LEAKAGE CURRENT (max.)</b>	0.25mA / 240VAC																																										
<b>VOLTAGE RANGE</b> <small>Note.7</small>	90 ~ 264VAC		135 ~ 370VDC																																																																																																
<b>FREQUENCY RANGE</b>	47 ~ 63Hz																																																																																																		
<b>EFFICIENCY (Typ.)</b>	81%	83%	85.5%	86%	86%	87%	87.5%	89%																																																																																											
<b>AC CURRENT</b>	0.7A / 100VAC		0.4A / 230VAC																																																																																																
<b>INRUSH CURRENT (max.)</b>	COLD START 40A / 100VAC		80A / 230VAC																																																																																																
<b>LEAKAGE CURRENT (max.)</b>	0.25mA / 240VAC																																																																																																		
<b>PROTECTION</b>	<table border="1"> <tr> <td><b>OVERLOAD</b></td> <td colspan="9">110% ~ 200% rated output power Protection type : Hiccup mode, recovers automatically after fault condition is removed</td> </tr> <tr> <td><b>OVER VOLTAGE</b></td> <td colspan="9">115% ~ 135% rated output voltage Protection type : Clamp by zener diode</td> </tr> </table>									<b>OVERLOAD</b>	110% ~ 200% rated output power Protection type : Hiccup mode, recovers automatically after fault condition is removed									<b>OVER VOLTAGE</b>	115% ~ 135% rated output voltage Protection type : Clamp by zener diode																																																																														
<b>OVERLOAD</b>	110% ~ 200% rated output power Protection type : Hiccup mode, recovers automatically after fault condition is removed																																																																																																		
<b>OVER VOLTAGE</b>	115% ~ 135% rated output voltage Protection type : Clamp by zener diode																																																																																																		
<b>ENVIRONMENT</b>	<table border="1"> <tr> <td><b>WORKING TEMP.</b></td> <td colspan="9">-10 ~ +50°C (Refer to "Derating Curve")</td> </tr> <tr> <td><b>WORKING HUMIDITY</b></td> <td colspan="9">20% ~ 90% RH non-condensing</td> </tr> <tr> <td><b>STORAGE TEMP., HUMIDITY</b></td> <td colspan="9">-20 ~ +85°C, 10 ~ 95% RH</td> </tr> <tr> <td><b>TEMP. COEFFICIENT</b></td> <td colspan="9">±0.03% / °C (0 ~ 30°C)</td> </tr> <tr> <td><b>VIBRATION</b></td> <td colspan="9">10 ~ 500Hz, 2G 10min./1cycle, period for 60min. each along X, Y, Z axes</td> </tr> </table>									<b>WORKING TEMP.</b>	-10 ~ +50°C (Refer to "Derating Curve")									<b>WORKING HUMIDITY</b>	20% ~ 90% RH non-condensing									<b>STORAGE TEMP., HUMIDITY</b>	-20 ~ +85°C, 10 ~ 95% RH									<b>TEMP. COEFFICIENT</b>	±0.03% / °C (0 ~ 30°C)									<b>VIBRATION</b>	10 ~ 500Hz, 2G 10min./1cycle, period for 60min. each along X, Y, Z axes																																																
<b>WORKING TEMP.</b>	-10 ~ +50°C (Refer to "Derating Curve")																																																																																																		
<b>WORKING HUMIDITY</b>	20% ~ 90% RH non-condensing																																																																																																		
<b>STORAGE TEMP., HUMIDITY</b>	-20 ~ +85°C, 10 ~ 95% RH																																																																																																		
<b>TEMP. COEFFICIENT</b>	±0.03% / °C (0 ~ 30°C)																																																																																																		
<b>VIBRATION</b>	10 ~ 500Hz, 2G 10min./1cycle, period for 60min. each along X, Y, Z axes																																																																																																		
<b>SAFETY &amp; EMC (Note. 8)</b>	<table border="1"> <tr> <td><b>SAFETY STANDARDS</b></td> <td colspan="9">UL60950-1, CSA C22.2, TUV EN60950 -1, AS/NZS 60950.1, CCC GB4943 approved</td> </tr> <tr> <td><b>WITHSTAND VOLTAGE</b></td> <td colspan="9">I/P-O/P:4242VDC</td> </tr> <tr> <td><b>ISOLATION RESISTANCE</b></td> <td colspan="9">I/P-O/P:100M Ohms / 500VDC / 25°C / 70% RH</td> </tr> <tr> <td><b>EMC EMISSION</b></td> <td colspan="9">Compliance to EN55022, EN61000-3-2,3, FCC part15, GB9254 class B, GB17625.1</td> </tr> <tr> <td><b>EMC IMMUNITY</b></td> <td colspan="9">Compliance to EN61000-4-2,3,4,5,6,8,11, light industry level, criteria A</td> </tr> </table>									<b>SAFETY STANDARDS</b>	UL60950-1, CSA C22.2, TUV EN60950 -1, AS/NZS 60950.1, CCC GB4943 approved									<b>WITHSTAND VOLTAGE</b>	I/P-O/P:4242VDC									<b>ISOLATION RESISTANCE</b>	I/P-O/P:100M Ohms / 500VDC / 25°C / 70% RH									<b>EMC EMISSION</b>	Compliance to EN55022, EN61000-3-2,3, FCC part15, GB9254 class B, GB17625.1									<b>EMC IMMUNITY</b>	Compliance to EN61000-4-2,3,4,5,6,8,11, light industry level, criteria A																																																
<b>SAFETY STANDARDS</b>	UL60950-1, CSA C22.2, TUV EN60950 -1, AS/NZS 60950.1, CCC GB4943 approved																																																																																																		
<b>WITHSTAND VOLTAGE</b>	I/P-O/P:4242VDC																																																																																																		
<b>ISOLATION RESISTANCE</b>	I/P-O/P:100M Ohms / 500VDC / 25°C / 70% RH																																																																																																		
<b>EMC EMISSION</b>	Compliance to EN55022, EN61000-3-2,3, FCC part15, GB9254 class B, GB17625.1																																																																																																		
<b>EMC IMMUNITY</b>	Compliance to EN61000-4-2,3,4,5,6,8,11, light industry level, criteria A																																																																																																		
<b>OTHERS</b>	<table border="1"> <tr> <td><b>LIFE</b></td> <td colspan="9">2 years : 100% load 30°C, 8 hours / day</td> </tr> <tr> <td><b>MTBF</b></td> <td colspan="9">100Khrs min. MIL-HDBK-217F (25°C)</td> </tr> <tr> <td><b>DIMENSION</b></td> <td colspan="9">81*43*40.5mm (L*W*H)</td> </tr> <tr> <td><b>PACKING</b></td> <td colspan="9">134g ; 50pcs / 8.4kg / CARTON</td> </tr> </table>									<b>LIFE</b>	2 years : 100% load 30°C, 8 hours / day									<b>MTBF</b>	100Khrs min. MIL-HDBK-217F (25°C)									<b>DIMENSION</b>	81*43*40.5mm (L*W*H)									<b>PACKING</b>	134g ; 50pcs / 8.4kg / CARTON																																																										
<b>LIFE</b>	2 years : 100% load 30°C, 8 hours / day																																																																																																		
<b>MTBF</b>	100Khrs min. MIL-HDBK-217F (25°C)																																																																																																		
<b>DIMENSION</b>	81*43*40.5mm (L*W*H)																																																																																																		
<b>PACKING</b>	134g ; 50pcs / 8.4kg / CARTON																																																																																																		
<b>DC OUTPUT CONNECTOR</b>	<table border="1"> <tr> <td><b>PLUG</b></td> <td colspan="9">See page 2 ; Other type available by customer requested</td> </tr> <tr> <td><b>CABLE</b></td> <td colspan="9">See page 2 ; Other type available by customer requested</td> </tr> </table>									<b>PLUG</b>	See page 2 ; Other type available by customer requested									<b>CABLE</b>	See page 2 ; Other type available by customer requested																																																																														
<b>PLUG</b>	See page 2 ; Other type available by customer requested																																																																																																		
<b>CABLE</b>	See page 2 ; Other type available by customer requested																																																																																																		

**NOTE**

1. All parameters are specified at 230VAC input, rated load, 25°C 70% RH ambient.
2. DC voltage: The output voltage set at point measure by plug terminal & 50% load.
3. Ripple & noise are measured at 20MHz by using a 12" twisted pair terminated with a 0.1uf & 47uf capacitor.
4. Tolerance: includes set up tolerance, line regulation, load regulation.
5. Line regulation is measured from low line to high line at rated load.
6. Load regulation is measured from 10% to 100% rated load
7. Derating may be needed under low input voltage. Please check the derating curve for more details.
8. The power supply is considered as an independent unit, but the final equipment still need to re-confirm that the whole system complies with the EMC directives. For guidance on how to perform these EMC tests, please refer to "EMI testing of component power supplies." (as available on <http://www.meanwell.com>)
9. Main body unit and AC inlet plug should be ordered separately ; it needs to be used along with any of the AC inlet plug.

■ Mechanical Specification

Unit:mm

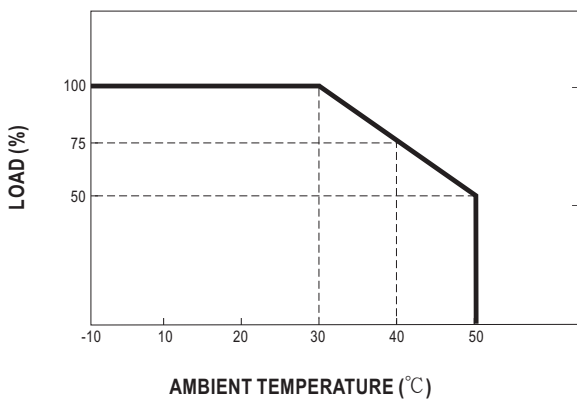


■ Plug Assignment

Standard plug: P1J

P1J	
P/N	OUTPUT
CENTER	+

■ Derating Curve



■ Static Characteristics

