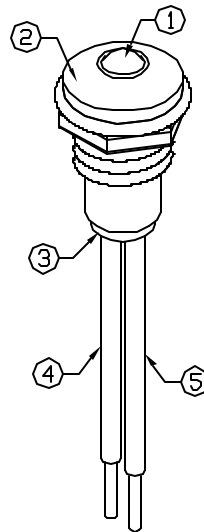
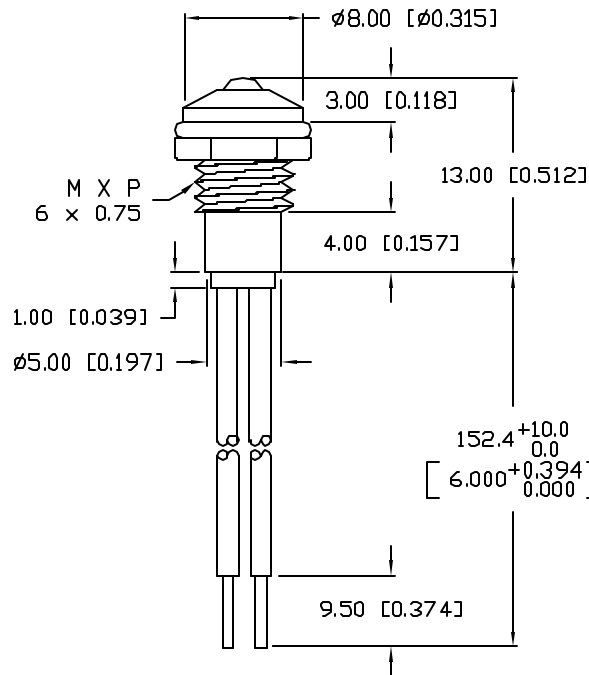


UNCONTROLLED DOCUMENT

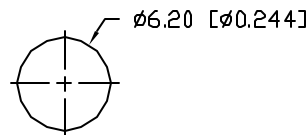
PART NUMBER
SSI-LXR3612ID12V15

REV.
A

REV.	E.C.N. NUMBER AND REVISION COMMENTS	DATE
A	E.C.N. #11148.	4.20.07



PANEL CUTOUT



NOTES:

1. SSL-LX3054ID-12V, GREEN LED, TRIM LEADS TO 5mm.
2. SSI-LXR3612 HOLDER, CHROME FINISH.
3. SSH-LXH1612BSC, BUSHING, INSERT AND CRIMP.
4. ANODE LEAD: LXP-WST26RDT0C, 26 AWG. STRANDED, RED INSULATION, CUT TO 157mm LONG, STRIP ENDS 2mm AND 9.5mm.
5. CATHODE LEAD: LXP-WST26BLT0C, 26 AWG. STRANDED, BLACK INSULATION, CUT TO 157mm LONG, STRIP ENDS 2mm AND 9.5mm.
6. SOLDER LED LEADS TO WIRE LEADS.

ELECTRO-OPTICAL CHARACTERISTICS $T_A=25^\circ\text{C}$ $V_f=12\text{V}$

PARAMETER	MIN	TYP	MAX	UNITS	TEST COND
PEAK WAVELENGTH		635		nm	
FORWARD VOLTAGE		12.0	14.0	V_f	
REVERSE VOLTAGE	5.0			V_r	$I_r=100\mu\text{A}$
AXIAL INTENSITY		15		mcd	$V_f=12\text{V}$
VIEWING ANGLE		60		2x theta	
EMITTED COLOR:	RED				
EPOXY LENS FINISH:	RED DIFFUSED				

LIMITS OF SAFE OPERATION AT 25°C

PARAMETER	MAX	UNITS
PEAK FORWARD VOLTAGE	14	V
STEADY CURRENT	12	mA
POWER DISSIPATION	310	mW
DERATE FROM 25°C	-1.6	mW/°C
OPERATING, STORAGE TEMP.	-40 TO +85	°C

*UNLESS OTHERWISE SPECIFIED TOLERANCES PER DECIMAL PRECISION ARE: X=±1 (±0.039), XX=±0.5 (±0.020), XXX=±0.25 (±0.010), XXXX=±0.127 (±0.005). LEAD SIZE=±0.05 (±0.002), LEAD LENGTH=±0.75 (±0.030), MIN.=^{+0.00}/_{-0.00} DECIMAL PRECISION, MAX.=^{+0.00}/_{-0.00} DECIMAL PRECISION

REV.
A

PART NUMBER
SSI-LXR3612ID12V15

CONFIDENTIAL INFORMATION
THE INFORMATION CONTAINED IN THIS DOCUMENT IS THE PROPERTY OF LUMEX INC. EXCEPT AS SPECIFICALLY AUTHORIZED IN WRITING BY LUMEX INC, THE HOLDER OF THIS DOCUMENT SHALL KEEP ALL INFORMATION CONTAINED HEREIN CONFIDENTIAL AND SHALL PROTECT SAME IN WHOLE OR IN PART FROM DISCLOSURE AND DISSEMINATION TO ALL THIRD PARTIES.



290 E. HELEN ROAD
PALATINE, IL 60067-6976
PHONE: +1.847.359.2790
US WEB: www.lumex.com
TW WEB: www.lumex.com.tw

T-3mm (T-1) 635nm RED LED PANEL INDICATOR,
RED DIFFUSED LENS, WITH 6" WIRE LEADS.

RELIABILITY NOTE
OUR MANY YEARS OF EXPERIENCE DATA ACCUMULATION INDICATE THAT SOLDER HEAT IS A MAJOR CAUSE OF EARLY AND FUTURE FAILURE. PLEASE PAY ATTENTION TO YOUR SOLDERING PROCESS.

DRAWN BY: JC	CHECKED BY:	APPROVED BY:	DATE: 5.23.97
			PAGE: 1 OF 1
			SCALE: N/A



UNCONTROLLED DOCUMENT