THIS DRAWING IS UNPUBLISHED
VERTRAULICH - UNVEROFFENTLICHTE ZEICHNUNG
© COPYRIGHT 2003 BY -
RELEASED FOR PUBLICATION 2003
FREI FUER VEROEFFENTLICHUNG
ALL RIGHTS RESERVED.
ALLE RECHTE VORBEHALTEN.

MATED WITH:
PASSEND ZU:

PROJEKT NR.:

REVISIONS
ABAENDERUNGEN

P	LTR	DESCRIPTION BESCHREIBUNG	DATE	DWN	APVD
	A	NEW DRAWING	30JAN2009	HKE	ASC
	A1	SPECIFICATION 114-18877-1 WAS 114-18777-1	10MAR2009	MDA	ASC
	B	INCREASED TOOL CAPACITY FOR SEAL	21NOV2014	KSC	JWO

CODINGS
Kodierungen

2:1

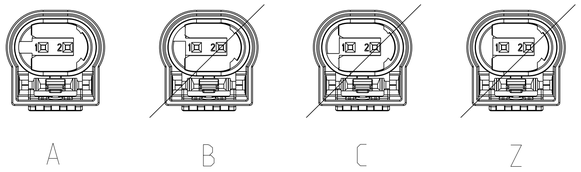

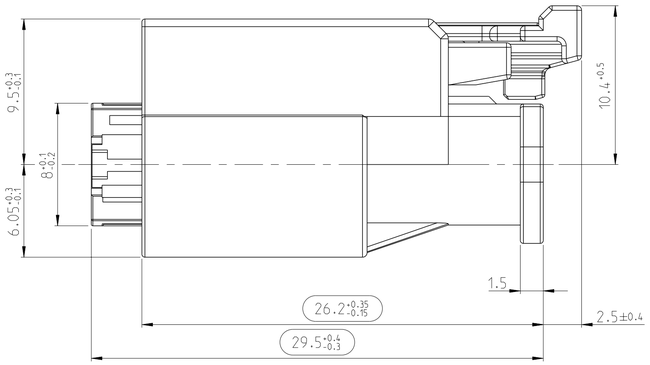

A-A

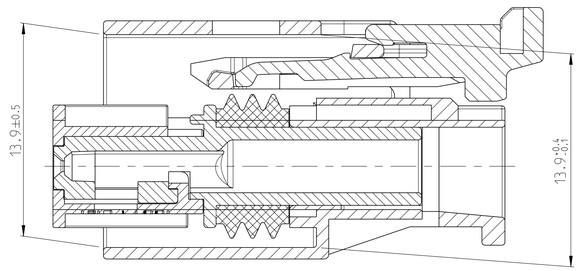

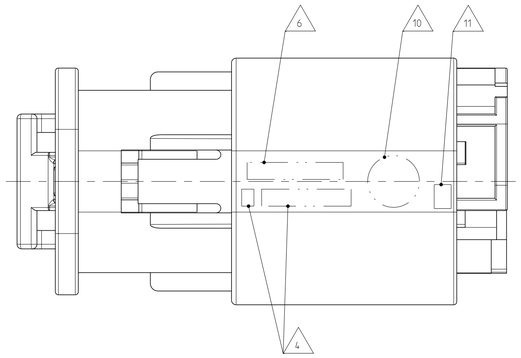

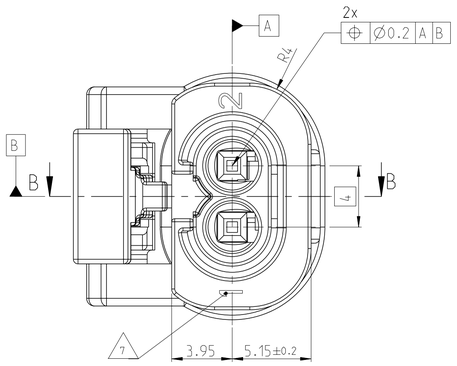

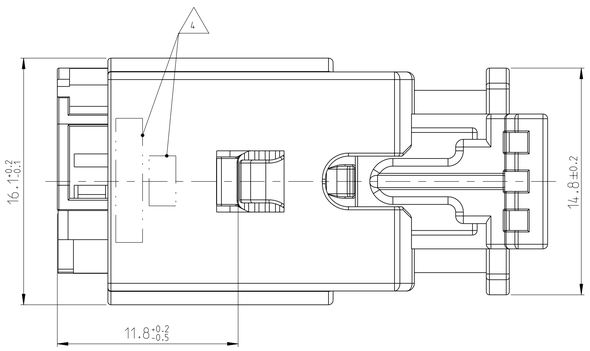

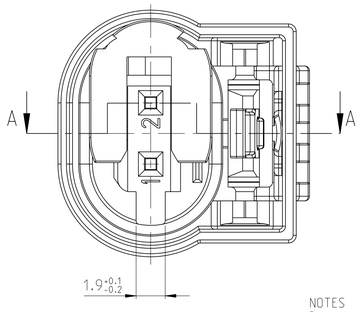

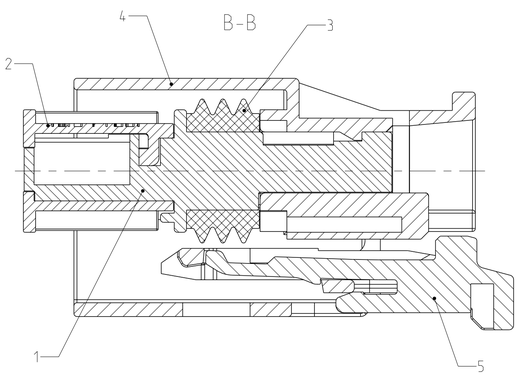

NOTES
Bemerkungen

1 ONLY THE GERMAN LANGUAGE VERSION IS AUTHORITATIVE
Massgebend ist nur der deutsche Text

2 CODING A AS SHOWN
Kodierung A wie gezeichnet

3 FUNCTIONAL MEASUREMENTS MARKED WITH ⬭ ARE DOCUMENTED IN THE PPFB. NOT MARKED MEASUREMENTS ARE MEASURED. BUT NOT DOCUMENTED IN THE PPFB. DEVIATIONS HAVE TO BE CORRECTED.
Funktionsbestimmende Masse. die mit ⬭ gekennzeichnet sind. werden im PPFB dokumentiert. Nicht gekennzeichnete Masse werden ebenfalls ausgemessen. aber nicht im PPFB dokumentiert. Abweichungen sind zu korrigieren.

△4 SUPPLIER-MARKING
Lieferantenkennzeichnung

△5 SPACE OF ACTIVITY MIN. 15 mm
Betaetigungsfreiraum min.

△6 MATERIAL IDENTIFICATION
Materialkennzeichnung

△7 CAVITY IDENTIFICATION
Kammerkennzeichnung

△8 SUPPLY CONDITION: RETAINER AND CPA IN PRELOCKED POSITION
Auslieferungszustand: Zweite Kontaktsicherung und CPA in Vorraststellung

△9 MAX. WIRE SIZE RANGE 0.75 mm² FLR. MAX. INSULATION-Ø 1.9 mm PERMITTED
QUANTITY SEE WIRE HARNESS DRAWING
FOR PERMISSIBLE CURRENT CARRYING CAPACITY OF THE SINGLE CONTACT
SEE PRODUCT SPECIFICATION NO. 108-18030-0
Max. zulaessiger Leitungsquerschnitt 0.75 mm² FLR. max. zulaessiger Aussen-Ø der Isolierung 1.9 mm.
die Stueckzahl ist im Leitungssatz festgelegt
die zulaessige Strombelastbarkeit fuer die einzelnen Kontakte ist der Produkt-Spezifikation Nr.: 108-18030-0 zu entnehmen

△10 DATE MARKING
Datumskennzeichnung

△11 MOULD CAVITY MARKING: X.Y
X = MOULD NO.
Y = MOULD CAVITY NO.
Formnestkennzeichnung: X.Y
X = Werkzeug-Nr.
Y = Formnest-Nr.

NOTE Bem.	FEATURE Merkmal	TE Connectivity - No.
12	CONTACTS BY TE CONNECTIVITY △9 Kontakte von TE Connectivity	929454 VERSION: SWS / Ausfuehrung: EDS
△13	ACCORDING TO INTERFACE BY TE CONNECTIVITY Nach AV von TE Connectivity	114-18063-122
14	USEABLE MATING PART BY TE CONNECTIVITY Passendes Gegenstueck von TE Connectivity	967570
△15	PRODUCT-SPEC. Produkt-Spez.	108-94179
△16	APPLICATION-SPEC. Verarbeitungs-Spez.	114-18877-1

CPA IN END-LOCKED POSITION
CPA in End-raststellung

2:1

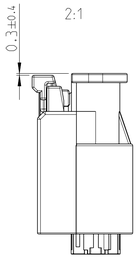

SECONDARY LOCK AND CPA IN PRE-LOCKED POSITION
Kontaktsicherung und CPA in Vorraststellung

2:1 △8

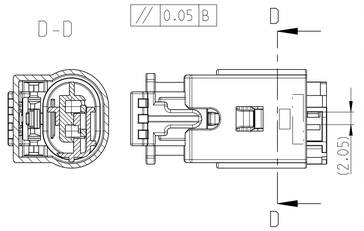

SECONDARY LOCK AND CPA IN END-LOCKED POSITION
Kontaktsicherung und CPA in Endrastestellung

2:1

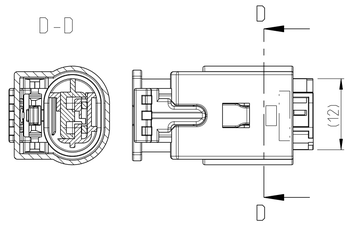

ASSEMBLY
Zusammenbau

2:1

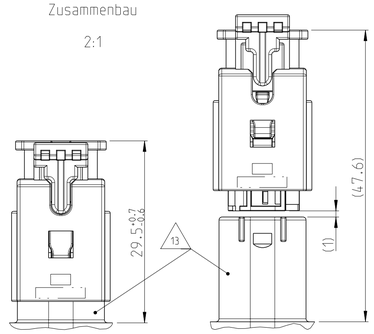

SPACE OF ACTIVITY
Betaetigungsfreiraum

2:1

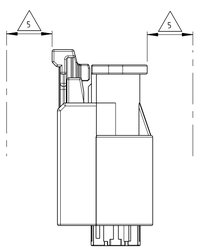

CUT-OUT OF BODY
Karosserie-Durchbruch

2:1

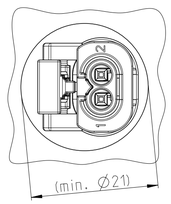

3D-VIEW
3D-Ansicht

1:1

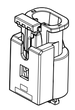

Buchsengehaeuse 2 pol. SOCKET HOUSING 2 POS.	0.0029	A	1-1418463-9	B	1	Gehaeusesicherung CPA	PA46-GF15	GREY/grau aehnl./SIM. RAL 7037	5
					1	Schutzkappe PROTECTIVE COVER	PA66-GF15	BLACK/schwarz aehnl./SIM. RAL 9011	4
					1	Dichtung SEALING	MVQ 35	NATURE/natur	3
					1	2. Kontaktsicherung RETAINER	PBT- GF15	GREY/grau aehnl./SIM. RAL 7037	2
					1	Buchsengehaeuse SOCKET HOUSING	PBT- GF15	BLACK/schwarz aehnl./SIM. RAL 9011	1
Bennenung TITLE	Masse [kg] MASS [kg]	COD	TE Connectivity Bestell-Nr. ORDER-NO.	REV	QTY	Benennung Einzelteil DESCRIPTION	Werkstoff MATERIAL	Oberflaeche/Farbe SURFACE/COLOUR	Pos. ITEM

TOLERANCES UNLESS OTHERWISE SPECIFIED ACC. TO DIN 16901-140 CENTRIC TO NOMINAL DIMENSION. EDITION 1982-11 SHALL APPLY.
Freimasstoleranzen nach DIN 16901-140 . Es gilt die Ausgabe 1982-11.

THIS DRAWING IS A CONTROLLED DOCUMENT.
DIMENSIONING AND TOLERANCING PER GPS (ISO STANDARDS)

DIMENSIONS: MASSEINHEITEN: mm

TOLERANCES UNLESS OTHERWISE SPECIFIED ALLGEMEINTOLERANZEN
0 PLC ±
1 PLC ±
2 PLC ±
3 PLC ±
4 PLC ±
ANGLES/WINKEL ±2°

MATERIAL - -
FINISH/OBERFLAECHE/FARBE - -

DWN H. Keil 30JAN2009
CHK A.Schroebel 30JAN2009
APVD -
PRODUCT SPEC PRODUKTSPEZ. △15 -
APPLICATION SPEC VERARBEITUNGSSPEZ. △16 -
WEIGHT GEWICHT -

TE Connectivity

NAME
SOCKET HOUSING, 2 POS., SWS WITH CPA
Buchsengehaeuse, 2 pol., EDS mit CPA
MQS

SIZE	CAGE CODE	DRAWING NO. ZEICHNUNGS-NR.	RESTRICTED TO NUR FUER
A1	00779	C-1418463	-

CUSTOMER DRAWING /KUNDENZEICHNUNG
SCALE MASSSTAB 2:1 SHEET BLATT 1 OF VON 1 REV. B

4805 (3/13)
Pro/ENGINEER DRAWING