

## Main

|                                       |  |
|---------------------------------------|--|
| Range of product                      | Preventa Safety detection  |
| Product or component type             | Safety light curtain type 2  |
| Device short name                     | XUSL2E   |
| Output type                           | 2 safety outputs OSSD solid-state PNP (integrated arc suppression) |
| Product specific application          | For hand protection  |
| Minimum object diameter for detection | 1.18 in (30 mm)  |
| [Sn] nominal sensing distance         | 0...12 m by cabling<br>0...4 m by cabling                          |
| Height protected                      | 24.02 in (610 mm)  |
| Number of beams                       | 31   |
| Type of start                         | Automatic<br>Manual  |
| Control type                          | Selected by wiring   |

## Complementary

|                                |  |
|--------------------------------|--|
| Detection system               | Transmitter-receiver system  |
| Response time                  | 10 ms  |
| Kit composition                | Adjustable mounting bracket(s)<br>1 receiver(s)<br>1 transmitter(s)<br>1 user guide with certificate of conformity on CD-ROM |
| [EAA] effective aperture angle | +/- 5 ° at 3 m   |
| Emission                       | IR LED ( $\lambda = 950$ nm)   |
| [Us] rated supply voltage      | 24 V DC (+/- 20 %)   |
| Supply                         | Power supply must meet requirements of IEC 61496-1<br>Power supply must meet requirements of IEC 60204-1                     |
| [Ie] rated operational current | 2 A  |
| Current consumption            | 42 mA no-load (transmitter)<br>83 mA no-load (receiver)<br>42 mA (transmitter)<br>900 mA with maximum load (receiver)        |
| Output current limits          | 0.4 A for safety outputs OSSD  |
| Output voltage                 | 24 V   |
| Output circuit type            | DC   |
| Voltage drop                   | $\leq 0.5$ V   |
| Local signalling               | 1 multi-colour LED (transmitter)<br>2 dual colour LEDs (receiver)  |
| Electrical connection          | 1 male connector M12 5 pins (transmitter)<br>1 male connector M12 8 pins (receiver)  |
| Function available             | Test<br>Muting through external safety module XPSLCMUT1160<br>LED display of operating modes and faults                      |
| Marking                        | CE   |
| Material                       | Casing : aluminium<br>Front panel: polycarbonate<br>End caps: polypropylene  |
| Housing colour                 | RAL 3000: red  |
| Fixing mode                    | By fixing brackets   |
| Product weight                 | 2.65 lb(US) (1.2 kg)   |

The information provided in this documentation contains general descriptions and/or technical characteristics of the products of the Schneider Electric group. It is not intended as a substitute for and is not to be used for determining suitability or reliability of these products for specific user applications. It is the duty of any such user or integrator to perform the appropriate and complete risk analysis, evaluation and testing of the products with respect to the relevant specific application or use thereof. Neither Schneider Electric Industries SAS nor any of its affiliates or subsidiaries shall be responsible or liable for misuse of the information contained herein.

|            |                   |
|------------|-------------------|
| Offer type | Standard distance |
|------------|-------------------|

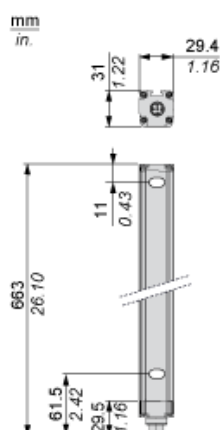
## Environment

|                                       |  |
|---------------------------------------|--|
| directives                            | 89/336/EEC - electromagnetic compatibility<br>2002/96/EC - WEEE directive<br>2002/95/EC - RoHS directive<br>98/37/EEC - machinery<br>89/655/EEC - work equipment                       |
| product certifications                | CE<br>CULus<br>TÜV   |
| safety level                          | Type 2 conforming to IEC 61496-1<br>Category 2 conforming to EN/ISO 13849-1<br>SIL 1 conforming to IEC 61508<br>SILCL 1 conforming to IEC 62061<br>PL = c conforming to EN/ISO 13849-1 |
| environmental characteristic          | Resistance to light disturbance conforming to EN/IEC 61496-2   |
| service life                          | 20 yr  |
| safety reliability data               | PFHd = 3.92E-8 1/h conforming to IEC 61508   |
| ambient air temperature for operation | -22...131 °F (-30...55 °C)<br>14...131 °F  |
| ambient air temperature for storage   | -31...158 °F (-35...70 °C)<br>-13...158 °F   |
| relative humidity                     | 0...95 % without condensation  |
| IP degree of protection               | IP65<br>IP67   |
| shock resistance                      | 10 gn 16 ms conforming to IEC 61496-1  |
| vibration resistance                  |  |

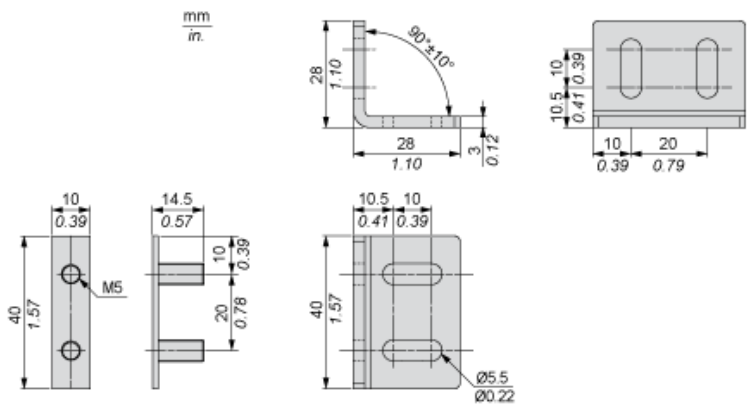
## Offer Sustainability

|  |  |
|--|--|
| Green Premium product  | Green Premium product  |
| Compliant - since 1425 - Schneider Electric declaration of conformity  | Compliant - since 1425 - Schneider Electric declaration of conformity  |
| Reference not containing SVHC above the threshold  | Reference not containing SVHC above the threshold  |
| Available  | Available  |
| Available  | Available  |
| WARNING: This product can expose you to chemicals including:   | WARNING: This product can expose you to chemicals including:   |
| Diisononyl phthalate (DINP), which is known to the State of California to cause cancer, and                                | Diisononyl phthalate (DINP), which is known to the State of California to cause cancer, and                                |
| Di-isodecyl phthalate (DIDP), which is known to the State of California to cause birth defects or other reproductive harm. | Di-isodecyl phthalate (DIDP), which is known to the State of California to cause birth defects or other reproductive harm. |
| For more information go to <a href="http://www.p65warnings.ca.gov">www.p65warnings.ca.gov</a>                              | For more information go to <a href="http://www.p65warnings.ca.gov">www.p65warnings.ca.gov</a>                              |

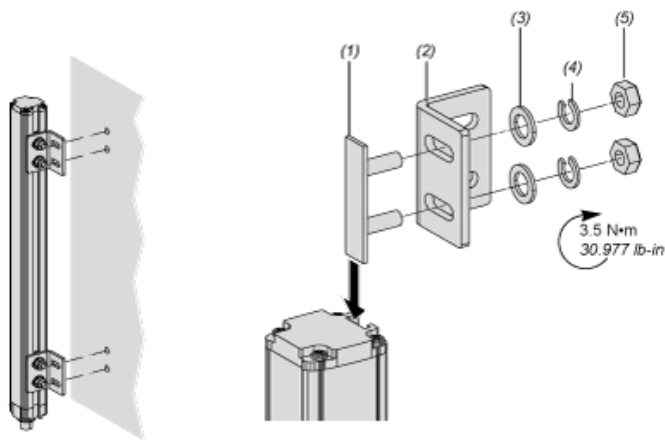
## Dimensions



Brackets Dimensions



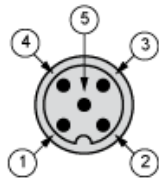
Mounting and Clearance



- (1) Insert
- (2) Bracket
- (3) Washer
- (4) Spring washer
- (5) Nut

Wiring Diagrams

Transmitter Connections

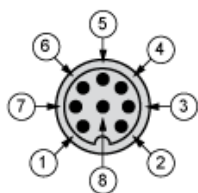


- (1) +24 Vdc
- (2) Configuration\_0
- (3) 0 Vdc
- (4) Configuration\_1
- (5) FE

Transmitter configurations and operating modes

|                         | High range option | Low range option | Transmitter in Test state | Forbidden wiring |
|-------------------------|-------------------|------------------|---------------------------|------------------|
| Pin 4 : Configuration_1 | 24 V              | 0 V              | 0 V                       | 24 V             |
| Pin 2 : Configuration_0 | 0 V               | 24 V             | 0 V                       | 24 V             |

## Receiver Connections

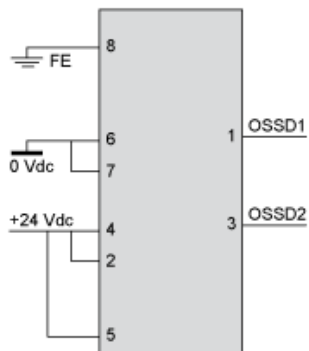


- (1) OSSD1
- (2) + 24 V
- (3) OSSD2
- (4) Configuration\_A
- (5) K1\_K2 Feedback/Restart
- (6) Configuration\_B
- (7) 0 Vdc
- (8) FE

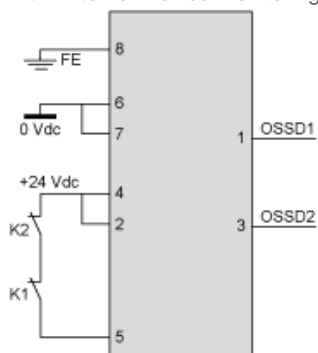
## Receiver Configurations and Operating Modes

### Automatic Start/Restart

Without External Device Monitoring (EDM) feedback loop

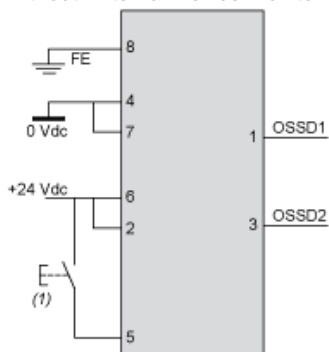


With External Device Monitoring (EDM) feedback loop



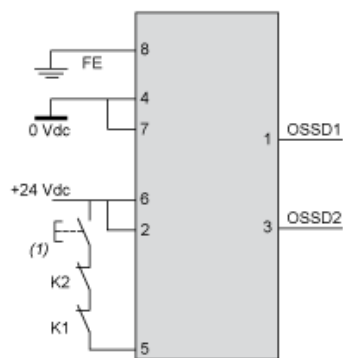
### Manual Start/Restart

Without External Device Monitoring (EDM) feedback loop



- (1) Restart

With External Device Monitoring (EDM) feedback loop



(1) Restart

## Connecting to a Safety Interface

**Discover**  
XUSL4E14F016N by

- Characteristics
- Dimensions Drawings
- Mounting and Clearance
- Connections and Schema
- **Download & Documents**

**Download & Documents 1 to 9 of 9**

**Image of product**

Generic image for XUSL standard sensing distance. SILENT 2014-12-11 (Se ▼)

**Product environmental**

XUSL4E..., XUSL2E... Safety Light Curtain, Product Environmental Profile English 2014-09-08 pdf ▼

**End of life manual**

XUSL4E..., XUSL2E... Safety Light Curtain, Product End-of-Life Instructions English 2014-09-08 pdf ▼

**Application solutions**

Safety light curtains association with safety interfaces English 2016-01-08 pdf ▼

**Catalog**

Safety light curtains Preventa XUSL English 2015-05-18 pdf ▼

**User guide**

XUSL2E..., XUSL4E... Type 2 and Type 4 Safety Light Curtains, User Manual English 2015-06-25 pdf ▼

①
②

1 : Click on Download & Documents

2 : Click on Application solutions

To have all connection schematics concerning our safety module, select "download and document" and download the file "Safety light curtains association with safety interfaces"