



Main

Range of product	OsiSense XX
Sensor type	Ultrasonic sensor
Series name	Application
Sensor name	XX2
Sensor design	Cylindrical M30
Detection system	Diffuse
[Sn] nominal sensing distance	6.56 ft (2 m) adjustable with teach push-button
Material	Plastic
Type of output signal	Discrete
Discrete output function	1 NO + 1 NC
Wiring technique	4-wire
Discrete output type	PNP
[Us] rated supply voltage	12...24 V DC with reverse polarity protection
Electrical connection	Male connector M12 4 pins
Product specific application	For 2 filling levels monitoring
[Sd] sensing range	0.39...6.56 ft (0.12...2 m)
Beam angle	10 °
IP degree of protection	IP67 conforming to IEC 60529

Complementary

Enclosure material	ULTEM
Front material	Silicone
Thread type	M30 x 1.5
Supply voltage limits	10...28 V DC
Function available	Without synchronisation mode
[Sa] assured operating distance	0.39...6.56 ft (0.12...2 m) (teach mode)
Maximum differential travel	0.1 in (2.5 mm)
Blind zone	0...4.72 in (0...120 mm)
Transmission frequency	200 kHz
Repeat accuracy	0.9 %
Deviation angle from 90° of object to be detected	-10...10 °
Minimum size of detected object	Cylinder diameter 1.6 mm at 0.635 m
Status LED	1 LED (green/red (flashing)) output state 1 LED (green/red (flashing)) setting-up assistance 1 LED (yellow) distance indication
Current consumption	100 mA
Maximum switching current	100 mA with overload and short-circuit protection
Voltage drop	< 1 V
Delay first up	1000 ms
Delay response	150 ms
Delay recovery	1000 ms
Marking	CE
Threaded length	1.77 in (45 mm)
Height	1.38 in (35 mm)
Width	1.38 in (35 mm)
Depth	3.35 in (85 mm)
Product weight	0.2 lb(US) (0.091 kg)

The information provided in this documentation contains general descriptions and/or technical characteristics of the products of the Schneider Electric group. It is not intended as a substitute for and is not to be used for determining suitability or reliability of these products for specific user applications. It is the duty of any such user or integrator to perform the appropriate and complete risk analysis, evaluation and testing of the products with respect to the relevant specific application or use thereof. Neither Schneider Electric Industries SAS nor any of its affiliates or subsidiaries shall be responsible or liable for misuse of the information contained herein.

Environment

standards	IEC 60947-5-2
product certifications	CCSAus UL
ambient air temperature for operation	32...122 °F (0...50 °C)
ambient air temperature for storage	14...176 °F (-10...80 °C)
vibration resistance	+/-1 mm conforming to IEC 60068-2-6 10...55 Hz
shock resistance	30 gn in all 3 axes 11 ms conforming to IEC 60068-2-27
resistance to electrostatic discharge	8 kV level 4 conforming to IEC 61000-4-2
resistance to electromagnetic fields	9.14 V/yd (10 V/m) level 3 conforming to IEC 61000-4-3
resistance to fast transients	1 kV level 3 conforming to IEC 61000-4-4

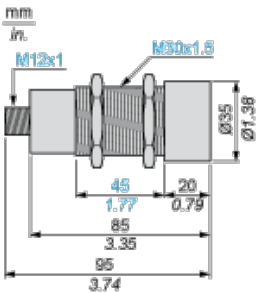
Offer Sustainability

Not Green Premium product	Not Green Premium product
Compliant - since 0836 - Schneider Electric declaration of conformity	Compliant - since 0836 - Schneider Electric declaration of conformity
Reference contains SVHC above the threshold - go to CaP for more details	Reference contains SVHC above the threshold
Available	Available
WARNING: This product can expose you to chemicals including:	WARNING: This product can expose you to chemicals including:
Diisononyl phthalate (DINP), which is known to the State of California to cause cancer, and	Diisononyl phthalate (DINP), which is known to the State of California to cause cancer, and
Di-isodecyl phthalate (DIDP), which is known to the State of California to cause birth defects or other reproductive harm.	Di-isodecyl phthalate (DIDP), which is known to the State of California to cause birth defects or other reproductive harm.
For more information go to www.p65warnings.ca.gov	For more information go to www.p65warnings.ca.gov

Contractual warranty

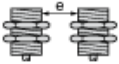
Warranty period	18 months
-----------------	-----------

Dimensions



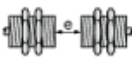
Minimum Mounting Distances

Side by side



e : respect the distances indicated on the detection curves

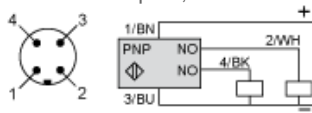
Face to face



e > 4 x Sn

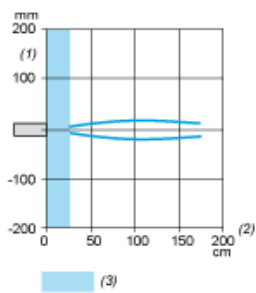
Wiring Diagram

NO + NO outputs, PNP



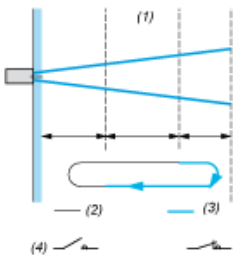
- (1) (+) Brown
- (2) NO output (White)
- (3) (-) Blue
- (4) NO output (Black)
- BN Brown
- WH White
- BU Blue
- BK Black

Curves



- (1) Parallel movement
- (2) Distance
- (3) Blind zone for diffuse sensors.

Operating Curves



- (1) Adjustable detection zone
- (2) Output deactivated
- (3) Output activated
- (4) NO output