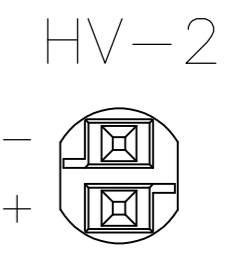
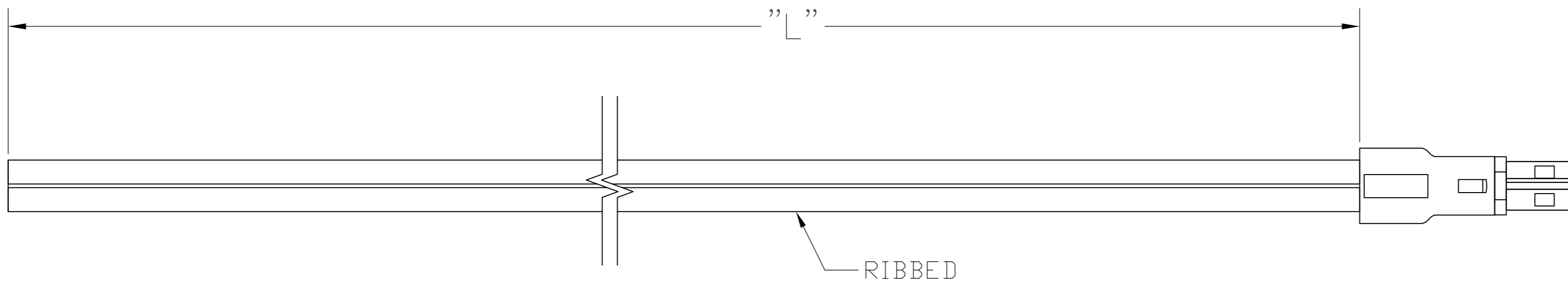
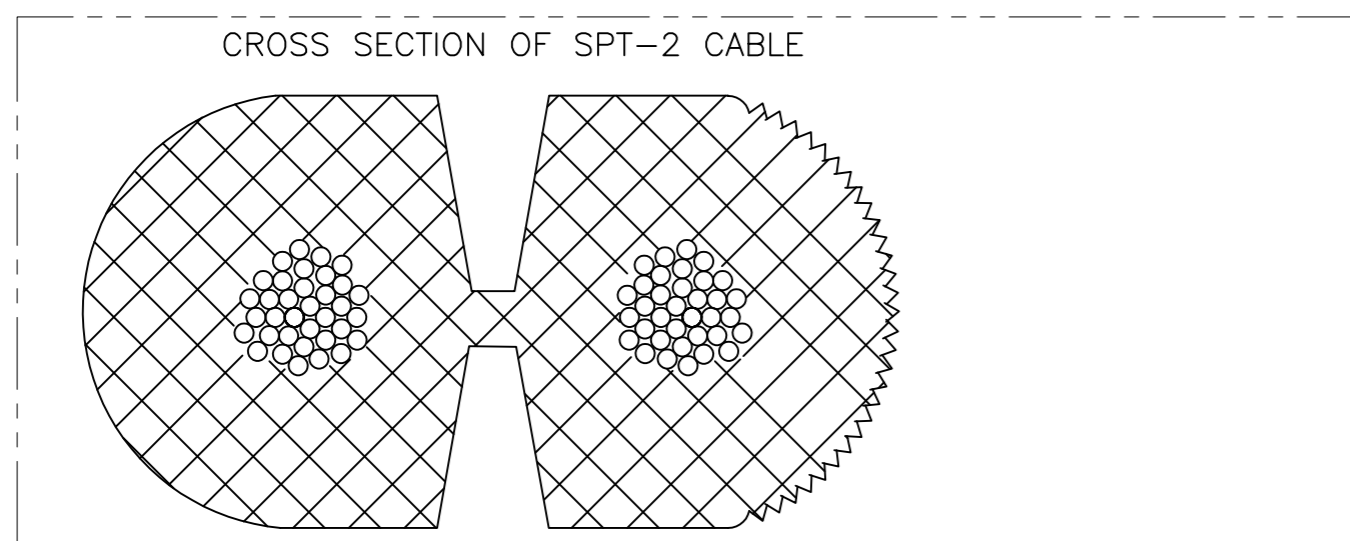


THIS DRAWING IS UNPUBLISHED. RELEASED FOR PUBLICATION
 © COPYRIGHT - By - ALL RIGHTS RESERVED.

LOC	DIST	REVISIONS			
P	LTR	DESCRIPTION	DATE	DWN	APVD
GP	00	A	NEW RELEASE	01/AUG/11	ECC PB



1. PACKAGING ACC. TO TE SPEC.107-18032
BUNDLE EVERY 25 ASSEMBLIES WITH A RUBBER BAND
 2. ELECTRICAL TEST CONTAINING "SHORT CIRCUIT TEST, CONTINUITY AND ACCURATE CAVITY ASSIGNMENT TEST" ACC. TO TE-SPEC.108-18857, SUBSECTION 3.1.1
- ③ WIRING SCHEDULE AS SHOWN



WIRING SCHEDULE		
CONNECTOR	SIDE	
1	RIBBED	+
2	SMOOTH	-

③

16.0 FT	±3.84	2181148-8
14.0 FT	±3.36	2181148-7
12.0 FT	±2.88	2181148-6
10.0 FT	±2.4	2181148-5
8.0 FT	±1.92	2181148-4
6.0 FT	±1.44	2181148-3
4.0 FT	±.96	2181148-2
2.0 FT	±.48	2181148-1
"L"	TOLERANCES [INCHES]	TE P/N

THIS DRAWING IS A CONTROLLED DOCUMENT.

DWN E.C. CLAYBAUGH 10/JUN/11		NAME		
CHK P. BECKER 13/JUL/11		CABLE ASSEMBLY, NECTOR, HV-2, PLUG-PIGTAIL		
APVD P. BECKER 01/AUG/11		SIZE	CAGE CODE	DRAWING NO
PRODUCT SPEC		A2	00779	C=2181148
APPLICATION SPEC	RESTRICTED TO			
MATERIAL	WEIGHT	SCALE	SHEET	
FINISH	-	NTS	1 of 1	
CUSTOMER DRAWING		REV	A	