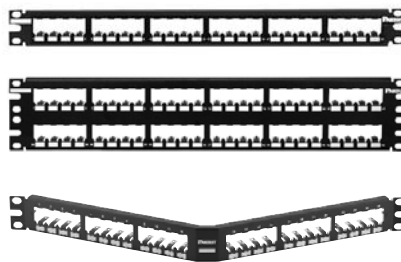


# Mini-Com® All Metal Shielded Modular Patch Panels

## specifications

All metal modular patch panels shall be made of stainless steel and mount to standard racks and cabinets. All metal patch panels shall accept all Mini-Com® Shielded Jack Modules for shielded installations. Patch panel write-on areas and optional adhesive labels shall identify each port and panel. Angled all metal modular patch panels shall be available in standard density 24 and 48 ports and high density 72 ports. Flat all metal modular patch panels shall be available in standard density 16, 24 and 48 ports and high density 72 ports. Flat design in 16, 24 and 48 ports shall also be available with built-in strain relief bar with unique features to support individual cables.



## technical information

<b>Mounting option:</b>	Mounts to standard EIA 19" rack, or 23" rack when used with extender brackets (PEB1 or PEB2) or cabinet
<b>Packaging:</b>	Includes mounting screws (#12-24 and M6) and CPT tool for easy removal of Mini-Com® Modules
<b>Material:</b>	Stainless steel

## key features and benefits

<b>Modular</b>	Mini-Com® Shielded Jack Modules snap in and out of all Mini-Com® All Metal Shielded Modular Patch Panels for easy moves, adds, and changes
<b>High-density</b>	72-port version provides 36 ports per rack space for greater density
<b>Identification</b>	Dedicated areas allow for port and panel identification with optional adhesive labels
<b>Built-in strain relief bar</b>	Secures individual cables and provides proper cable support (CP16WSBLY, CP24WSBLY and CP48WSBLY)
<b>Patented angled design</b>	Allows cable to flow to each side of the rack and minimizes the need for horizontal cable managers; increase risk and closet density
<b>Strain relief bars (optional)</b>	Different styles available to help manage and route rear cables
<b>Angled filler panels (optional)</b>	Reserves space for future use and promotes proper airflow and cooling

## applications

Mini-Com® All Metal Shielded Modular Patch Panels and Mini-Com® Shielded Jack Modules are ideal for use in shielded cabling installations. Angled patch panels minimize the use of horizontal cable managers by allowing the cables to flow directly into vertical cable managers, thus increasing rack density. Selected flat patch panels include a built-in strain relief bar that offers integrated cable tie slots and a 1.46" surface to manage and support individual cables.

Mini-Com® Shielded Jack Modules bond to the panel when snapped into a Mini-Com® All Metal Shielded Modular Patch Panel. When installing the patch panel on the rack, the use of patent-pending thread-forming bonding screws bond the shielded panel to the rack. The combination of all-metal patch panels, shielded jack modules and accessories provide a properly grounded system.

### Mini-Com® Angled All Metal Shielded Modular Patch Panels

<b>24-port, 1 RU:</b>	CPA24BLY
<b>48-port, 2 RU:</b>	CPA48BLY
<b>72-port, 2 RU:</b>	CPA72BLY

### Mini-Com® Flat All Metal Shielded Modular Patch Panels

<b>16-port, 1 RU:</b>	CP16BLY
<b>24-port, 1 RU:</b>	CP24BLY
<b>48-port, 2 RU:</b>	CP48BLY
<b>72-port, 2 RU:</b>	CP72BLY

### Mini-Com® Flat All Metal Shielded Modular Patch Panels with Strain Relief Bar

<b>16-port, 1 RU:</b>	CP16WSBLY
<b>24-port, 1 RU:</b>	CP24WSBLY
<b>48-port, 2 RU:</b>	CP48WSBLY

### Mini-Com® Shielded Jack Modules

<b>Category 6A:</b>	CJS6X88TGY
<b>Category 6:</b>	CJS688TGY
<b>Category 5e:</b>	CJS5E88TGY

### Angled Filler Panels and Covers

<b>1 RU:</b>	CPAF1BLY
<b>2 RU:</b>	CPAF2BLY
<b>Transitional cover:</b>	CPATCBL

### Strain Relief Bars and Accessories

<b>Strain relief bar with clips:</b>	SRBWCY
<b>Strain relief bar (straight):</b>	SRBS19BL-XY
<b>Strain relief bar (U-shaped):</b>	SRB19BLY
<b>High-density strain relief bar manager:</b>	SRBM19BLY
<b>Strain relief bar brackets:</b>	SRBBRKT

### Bonding Screws

<b>#12-24 English:</b>	RGTBS-C
<b>M6 Metric:</b>	RGTBSM6-C

### Thread-Forming Kits

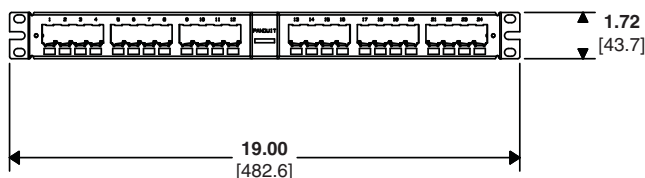
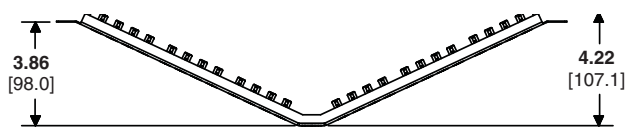
<b>#12-24 English:</b>	RGTBSG
<b>M6 metric:</b>	RGTBSM6G
<b>#10-32 English:</b>	RGTBS1032G
<b>M5 metric:</b>	RGTBSM5G

### Label Options

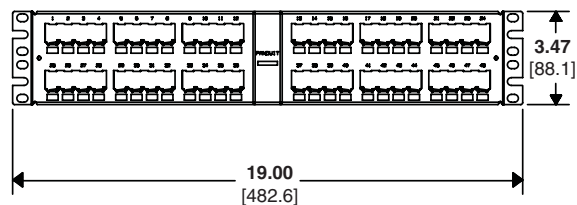
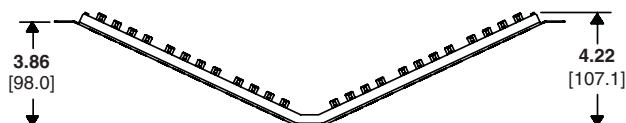
<b>Laser/ink jet:</b>	C252X030FJJ
<b>TDP43MY:</b>	C252X030YPT
<b>Panther LS8E:</b>	C252X030FJC
<b>Cougar LS9:</b>	T031X000FJC-BK

# Mini-Com® All Metal Shielded Modular Patch Panels

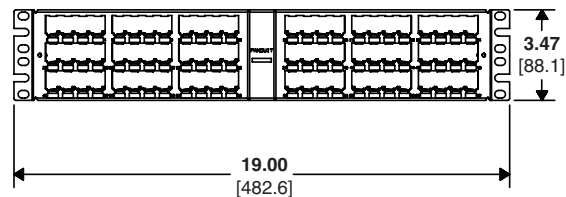
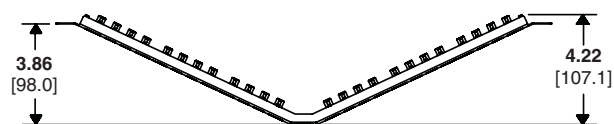
## CPA24BLY



## CPA48BLY



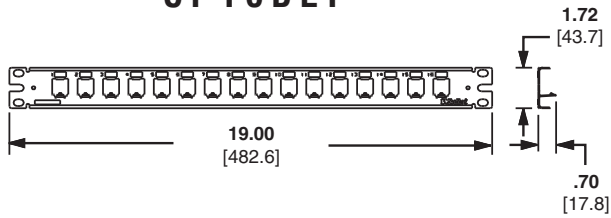
## CPA72BLY



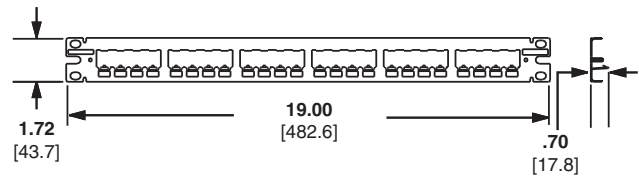
Dimensions are in inches [Dimensions in brackets are metric]

# Mini-Com® All Metal Shielded Modular Patch Panels

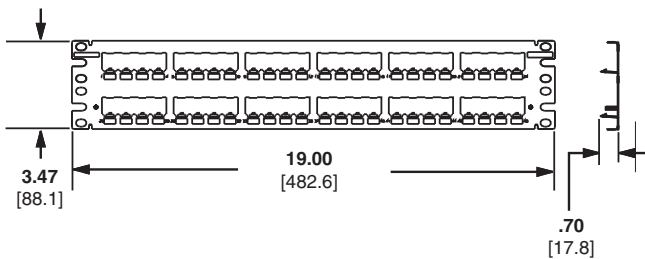
## CP16BLY



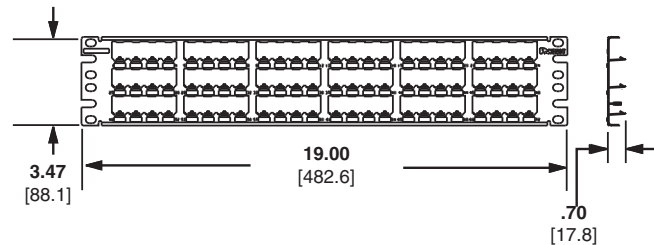
## CP24BLY



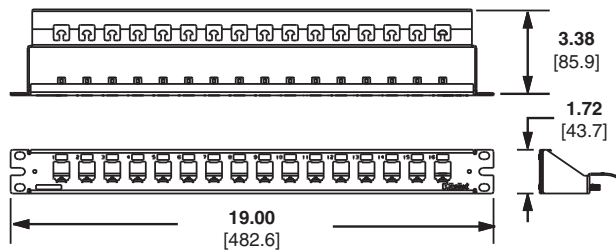
## CP48BLY



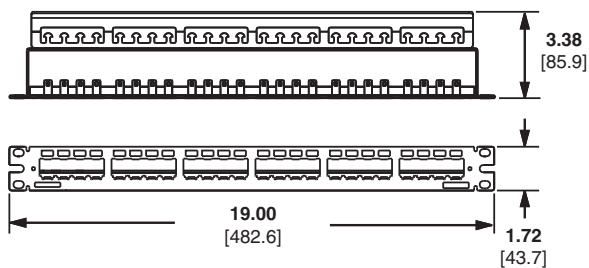
## CP72BLY



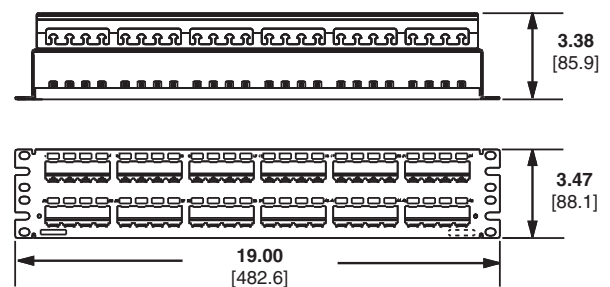
## CP16WSBLY



## CP24WSBLY



## CP48WSBLY



Dimensions are in inches [Dimensions in brackets are metric]

### WORLDWIDE SUBSIDIARIES AND SALES OFFICES

PANDUIT CANADA  
Markham, Ontario  
cs-cdn@panduit.com  
Phone: 800.777.3300

PANDUIT EUROPE LTD.  
London, UK  
cs-emea@panduit.com  
Phone: 44.20.8601.7200

PANDUIT SINGAPORE PTE. LTD.  
Republic of Singapore  
cs-ap@panduit.com  
Phone: 65.6305.7575

PANDUIT JAPAN  
Tokyo, Japan  
cs-japan@panduit.com  
Phone: 81.3.3767.7011

PANDUIT LATIN AMERICA  
Guadalajara, Mexico  
cs-la@panduit.com  
Phone: 52.33.3777.6000

PANDUIT AUSTRALIA PTY. LTD.  
Victoria, Australia  
cs-aus@panduit.com  
Phone: 61.3.9794.9020

For a copy of Panduit product warranties, log on to [www.panduit.com/warranty](http://www.panduit.com/warranty)

For more information

Visit us at [www.panduit.com](http://www.panduit.com)

Contact Customer Service by email: [cs@panduit.com](mailto:cs@panduit.com)  
or by phone: 800-777-3300 and reference COSP56

©2012 Panduit Corp.  
ALL RIGHTS RESERVED.

WW-COSP56

1/2012