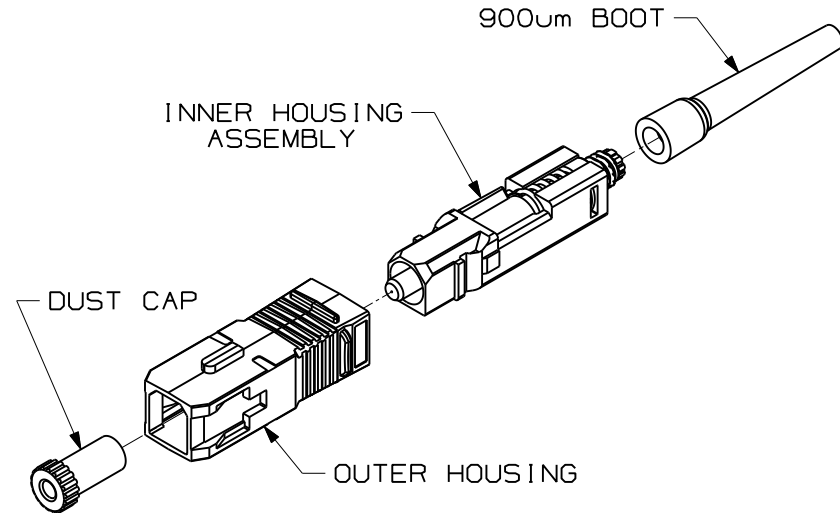


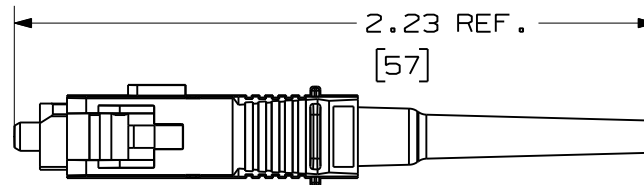
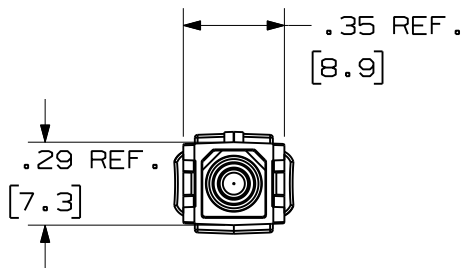
THIS COPY IS PROVIDED ON A RESTRICTED BASIS AND IS NOT TO BE USED IN ANY WAY DETRIMENTAL TO THE INTERESTS OF PANDUIT CORP.

NOTES:

1. SEE CURRENT CATALOG FOR ADDITIONAL COMPONENTS INCLUDING TOOLKITS AND 1.6/2.0mm AND 3mm BOOT UPGRADES.
2. CONNECTORS ACCEPT 50/125 OR 62.5/125 900µm BUFFERED GLASS OPTICAL FIBER.
3. MATERIAL:
 OUTER HOUSING: PLASTIC
 BOOTS: THERMOPLASTIC RUBBER
 FERRULE: POLYMER
 HARDWARE: BRASS
4. FULLY COMPLIES WITH THE FIBER OPTIC CONNECTOR PERFORMANCE REQUIREMENTS AS SPECIFIED BY TIA/EIA-568-B.3.
5. COMPATIBLE WITH TIA-EIA-604-3 (FOCIS-3)
6. ALL MATERIALS AND COMPONENTS USED MUST MEET THE MATERIAL RESTRICTIONS OF RoHS, (EUROPEAN DIRECTIVE 2002/95/EC ON THE RESTRICTION OF HAZARDOUS SUBSTANCES) AS PROPOSED BY THE RoHS TECHNICAL ADAPTATION COMMITTEE.
7. DIMENSIONS IN BRACKETS ARE METRIC [mm]



PANDUIT PART NUMBER	APPLICATION	PACKAGE QUANTITY
NKFSCMPC6E1	62.5/125 OM1	1 PER BAG 10 PER BOX
NKFSCMPC5BL	50/125 OM2	
NKFSCMPC6E1-C	62.5/125 OM1	100 PER BAG
NKFSCMPC5BL-C	50/125 OM2	

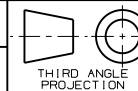


REV	DATE	BY	CHK	DESCRIPTION	ECN	R	CUST	SUP	OTH
R	12-21-09	EFK		RELEASED TO PRODUCTION	01302-68				

NETKEY OPTICAM SC CONNECTOR
CUSTOMER DRAWING



PANDUIT™
CORP.
TINLEY PARK, ILL 60477



ALL DIMENSIONS ARE GIVEN IN INCHES UNLESS OTHERWISE SPECIFIED.
 DIMENSIONAL TOLERANCES ARE:
 (.X) ±.03 | (.XXX) ±.010 | (.3) ±.010 | ANGLES

DRAWING FILENAME
M01302AE_DC/00A

SCALE
NONE

DRAWN BY
EFK

MATERIAL

PART NO.
NKFSCMPC***
NKFSCMPC***-C

DATE
12-21-09

DRAWING NO.
01302-68

CHK'D

SIZE
A