

- Portable Shunts Up to 200 DC Amps
- Switchboard Shunts Up to 500 DC Amps
- Reduces High DC Current Signal into either 50 or 100 Millivolt Drop
- Accuracy  $\pm 1\%$  5 Foot Leads (0.065 Ohms) Included

Simpson's Portable and Switchboard shunts enable a panel meter to indicate higher DC currents than can be provided with a self-contained internal shunt. A typical shunt installation in series with the load and source is shown in the technical support download, under panel meter wiring instructions.

These shunts can be used with either digital or analog meters. Most digital DC Millivolt meters that Simpson manufactures can be scaled to display the actual current. Simpson can custom design any dial for the analog meters you require. Simpson manufactures two types of external shunts: Portable and Switchboard shunts.

Portable shunts are mounted in a phenolic base. This base allows the shunt to be easily installed in many locations. Portable shunts come in a 50 millivolt drop and a 100 millivolt drop. The most commonly used is the 50 millivolt unit.

Switchboard shunts mount directly onto a buss bar and have a 50 millivolt drop. They have the same quality construction as a portable shunt, but without the phenolic base.

Leads for these shunts are 5 feet long and are rated at 0.065 ohms resistance. Shunts with a 100 amp rating and below can be certified to NIST standards.




**50mV Shunts  
Portable 150 amp  
Catalog No. 06714**

File # E91015 

### Ordering Information

Portable 50mV Shunts	
Range	Catalog No.
1	06700
5	06703
10	06704
15	06705
25	06707
30	06708
50	06709
75	06711
100	06713
150	06714
200	06715
5' leads included	

Portable 100mV Shunts	
Range	Catalog No.
10	06716
100	06717
5' leads included	



**Switchboard  
100 amp  
Catalog No. 06500**

File # E91015 

### Ordering Information

Switchboard 50mV Shunts	
Range	Catalog No.
100	06500
150	06503
200	06504
250	06505
300	06506
400	06507
500	06508
5' leads included	

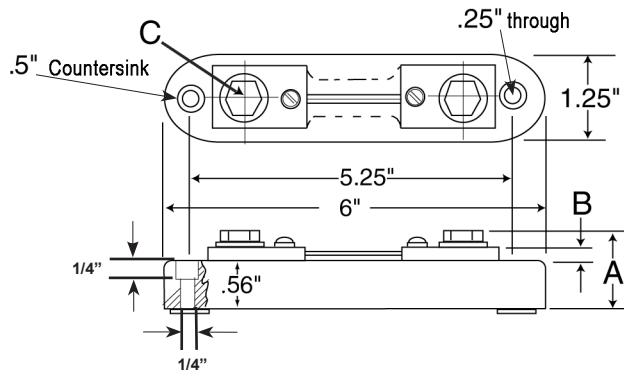
## Accessories

### External Portable and Switchboard Shunts

**Dimension Table for External Portable Shunts**

Amps	A	B	C
1	1 - 5/16"	1/2"	3/8" - 16
5	1 - 5/16"	1/2"	3/8" - 16
10	1 - 5/16"	1/2"	3/8" - 16
15	1 - 5/16"	1/2"	3/8" - 16
25	1 - 5/16"	1/2"	3/8" - 16
30	1 - 5/16"	1/2"	3/8" - 16
50	1 - 5/16"	1/2"	3/8" - 16
75	1 - 5/16"	1/2"	3/8" - 16
100	1 - 5/16"	1/2"	3/8" - 16
150	1 - 5/16"	1/2"	3/8" - 16
200	1 - 5/16"	1/2"	3/8" - 16

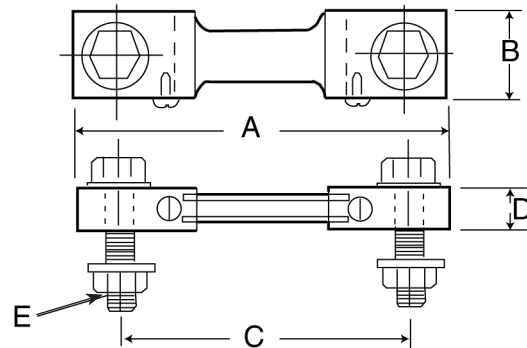
**External Portable Shunts**



**Dimension Table for Switchboard Shunts**

Amps	A	B	C	D	E
100	4 - 1/2"	1"	3 - 1/2"	1/2"	3/8"-16 x 1-1/2"
150	4 - 1/2"	1"	3 - 1/2"	1/2"	3/8"-16 x 1-1/2"
200	4 - 1/2"	1"	3 - 1/2"	1/2"	3/8"-16 x 1-1/2"
300	5 - 1/2"	1 - 1/2"	4"	1"	1/2"-13 x 2"
400	5 - 1/2"	1 - 1/2"	4"	1"	1/2"-13 x 2"
500	5 - 1/2"	1 - 1/2"	4"	1"	1/2"-13 x 2"

**Switchboard Shunts**



**Typical Application**

