THIS DRAWING IS UNPUBLISHED. RELEASED FOR PUBLICATION ,19 .
© COPYRIGHT ALL RIGHTS RESERVED.

LOC	DIST
DY	-

REVISIONS

P	LTR	DESCRIPTION	DATE	DWN	APVD
	A4	REVISED PER ECO-11-005139	18APR11	RK	HMR

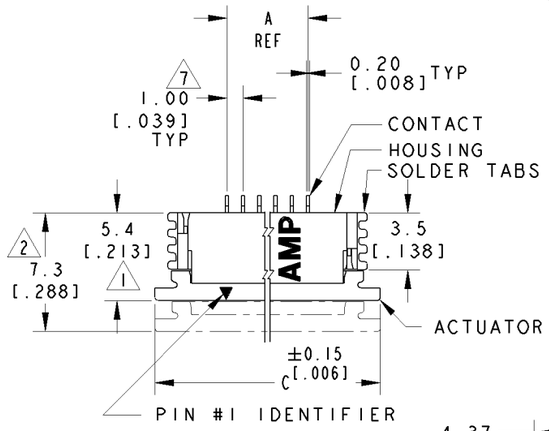

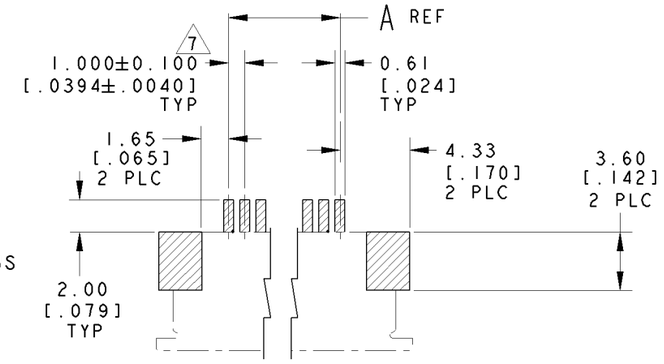

RECOMMENDED P.C. BOARD PAD PATTERN
COMPONENT SIDE

1. DIMENSION APPLIES WHEN ACTUATOR IS IN CLOSED POSITION.
2. DIMENSION APPLIES WHEN ACTUATOR IS IN OPEN POSITION.
3. MAXIMUM ENGAGEMENT LENGTH TO CONTACT POINT.
4. CONTACTS: 0.002[.00008] MIN. TIN OVER 0.00127[.000050] MIN. NICKEL.
5. SOLDER TABS: 0.00127[.000050] MIN.TIN.
6. PACKAGE PER EIA 481 SPECIFICATION.
7. TOLERANCE NON-CUMULATIVE.
8. MATERIAL: CONTACT: PHOSPHOR BRONZE.
   SOLDER TABS: PHOSPHOR BRONZE.
   HOUSING: GLASS REINFORCED POLYESTER (LCP), UL 94V-0, COLOR-NATURAL.
   ACTUATOR: GLASS REINFORCED NYLON (PPA), UL 94V-0 OR GLASS REINFORCED PPS, UL 94V-0, COLOR-BLACK.

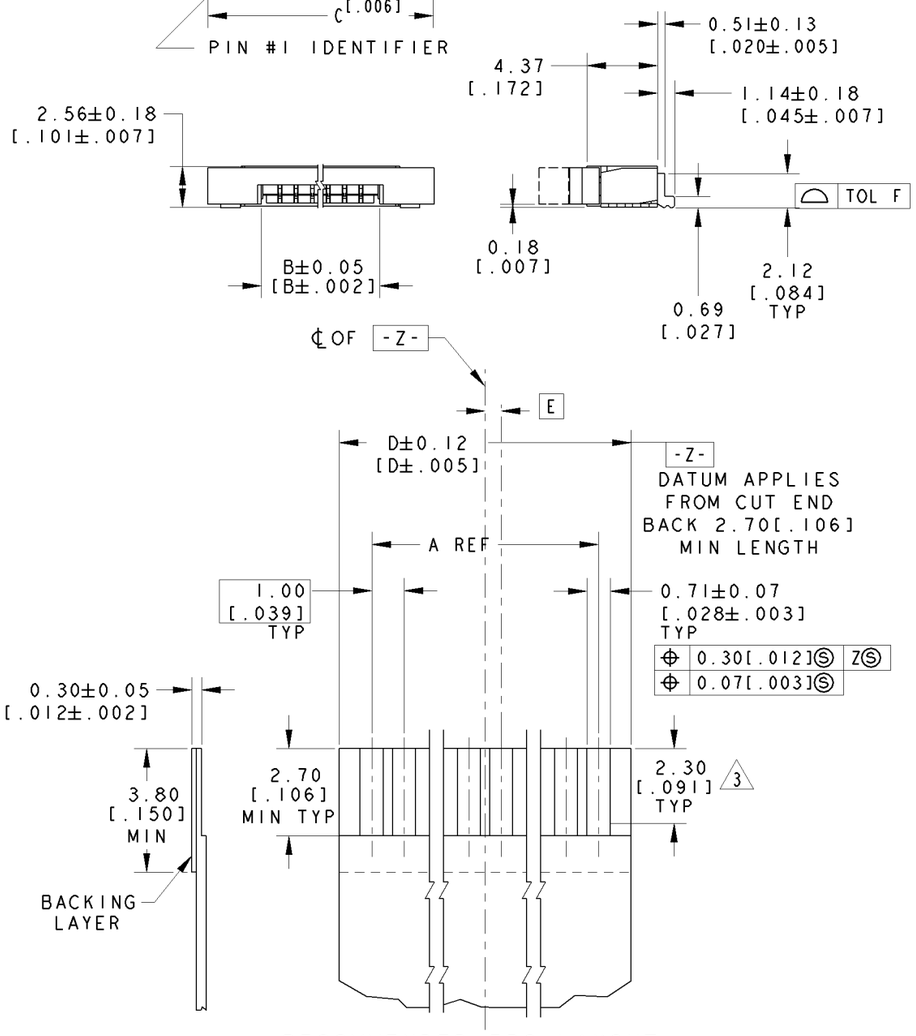

RECOMMENDED FPC LAYOUT
SCALE 8:1

F	E	D	C	B	A	POS	PART NO
0.10 [.004]	.50	31.00 [1.221]	37.92 [1.492]	31.18 [1.228]	29.0 [1.142]	30	3- 84952- 0
	-	30.00 [1.181]	36.92 [1.454]	30.18 [1.188]	28.0 [1.102]	29	2- 84952- 9
	.50	29.00 [1.142]	35.92 [1.414]	29.18 [1.149]	27.0 [1.063]	28	2- 84952- 8
	-	28.00 [1.102]	34.92 [1.375]	28.18 [1.109]	26.0 [1.024]	27	2- 84952- 7
	.50	27.00 [1.063]	33.92 [1.335]	27.18 [1.070]	25.0 [.984]	26	2- 84952- 6
	-	26.00 [1.024]	32.92 [1.296]	26.18 [1.031]	24.0 [.945]	25	2- 84952- 5
	.50	25.00 [.984]	31.92 [1.257]	25.18 [.991]	23.0 [.906]	24	2- 84952- 4
	-	24.00 [.945]	30.92 [1.217]	24.18 [.952]	22.0 [.866]	23	2- 84952- 3
	.50	23.00 [.906]	29.92 [1.179]	23.18 [.913]	21.0 [.827]	22	2- 84952- 2
	-	22.00 [.866]	28.92 [1.139]	22.18 [.873]	20.0 [.787]	21	2- 84952- 1
	.50	21.00 [.827]	27.92 [1.099]	21.18 [.834]	19.0 [.748]	20	2- 84952- 0
	-	20.00 [.787]	26.92 [1.060]	20.18 [.794]	18.0 [.709]	19	1- 84952- 9
	.50	19.00 [.748]	25.92 [1.020]	19.18 [.755]	17.0 [.669]	18	1- 84952- 8
	-	18.00 [.709]	24.92 [.981]	18.18 [.716]	16.0 [.630]	17	1- 84952- 7
	.50	17.00 [.669]	23.92 [.942]	17.18 [.676]	15.0 [.591]	16	1- 84952- 6
	-	16.00 [.630]	22.92 [.902]	16.18 [.637]	14.0 [.551]	15	1- 84952- 5
	.50	15.00 [.591]	21.92 [.863]	15.18 [.598]	13.0 [.512]	14	1- 84952- 4
	-	14.00 [.551]	20.92 [.824]	14.18 [.558]	12.0 [.472]	13	1- 84952- 3
	.50	13.00 [.512]	19.92 [.784]	13.18 [.519]	11.0 [.433]	12	1- 84952- 2
	-	12.00 [.472]	18.92 [.745]	12.18 [.480]	10.0 [.394]	11	1- 84952- 1
	.50	11.00 [.433]	17.92 [.705]	11.18 [.440]	9.0 [.354]	10	1- 84952- 0
	-	10.00 [.394]	16.92 [.666]	10.18 [.401]	8.0 [.315]	9	84952- 9
	.50	9.00 [.354]	15.92 [.627]	9.18 [.361]	7.0 [.276]	8	84952- 8
	-	8.00 [.315]	14.92 [.587]	8.18 [.322]	6.0 [.236]	7	84952- 7
	.50	7.00 [.276]	13.92 [.548]	7.18 [.283]	5.0 [.197]	6	84952- 6
	-	6.00 [.236]	12.92 [.509]	6.18 [.243]	4.0 [.157]	5	84952- 5
	.50	5.00 [.197]	11.92 [.469]	5.18 [.204]	3.0 [.118]	4	84952- 4

DIMENSIONS: mm[INCHES]

TOLERANCES UNLESS OTHERWISE SPECIFIED:
0 PLC ±
1 PLC ±0.2 [.008]
2 PLC ±0.1 [.004]
3 PLC ±
4 PLC ±
ANGLES ±

MATERIAL 8
FINISH 4 5

DWN WYLEE 14MAY2003
CHK LP TAN
APVD SF LEONG
PRODUCT SPEC 108-1393
APPLICATION SPEC 114-1072
WEIGHT -

CUSTOMER DRAWING

TE Connectivity

NAME 1mm FPC CONNECTOR, HORIZONTAL, SURFACE-MOUNT, BOTTOM CONTACT LEAD FREE VERSION

SIZE A2 | CAGE CODE 00779 | DRAWING NO C-84952

SCALE 4:1 | SHEET 1 OF 1 | REV A4