

PG-6V210 FR **6 Volt 226 AH @ 20-hr. rate**
210 AH @ 10-hr. rate

Rechargeable Sealed Lead Acid Battery
Designed for Cyclic, Standby, and Solar Applications

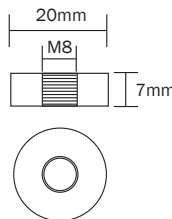


We've Got The Power.™

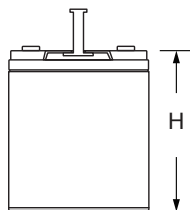

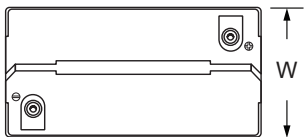


Terminals (mm)

- T11: Threaded insert w. 6 mm stud fastener



Physical Dimensions: in (mm)



L: 12.70 (323) W: 7.00 (178) H: 8.98 (228) HT: 9.21 (234)

Tolerances are +/- 0.04 in. (+/- 1mm) and +/- 0.08 in. (+/- 2mm) for height dimensions. All data subject to change without notice.

Features

- **Long Service Life** - Thick plate design and efficient gas recombination yield a service life expectancy of 10 years in standby mode.
- **Low Internal Resistance** - Superb high-rate discharge characteristics ensure reliable performance in UPS and Telecom applications.
- **Maintenance-Free, Non-Spillable** - Proven VRLA technology guarantees safe operation without maintenance and 'non-restricted article' status for transportation.
- **Handle** - Detachable ABS carrying handle.
- **Low Self-Discharge** - Lead-calcium alloy grids and use of high purity lead account for superior shelf-life characteristics permitting storage for extended periods of time.
- **Designed-In Reliability** - Cutting-edge manufacturing and process control combined with meticulous quality assurance procedures guarantee consistent and dependable performance.

Performance Specifications

Nominal Voltage6 volts (3 cells)

Nominal Capacity

20-hr. (11.30A to 5.40 volts)	226.0 AH
10-hr. (21.0A to 5.40 volts)	210.0 AH
8-hr. (25A to 5.25 volts)	200.0 AH
5-hr. (36.10A to 5.25 volts)	180.5 AH
3-hr. (54.60A to 5.25 volts).....	163.80 AH
1-hr. (126.0A to 4.80 volts)	126.0 AH

Approximate Weight 71.6 lbs. (32.5 kg)

Energy Density (10-hr. rate) 1.58 W-h/in³ (96.31 W-h/l)

Specific Energy (10-hr. rate) 17.60 W-h/lb (38.80 W-h/kg)

Internal Resistance (approx.) 1.4 milliohms

Max Short-Duration Discharge Current (10 Sec.)..... 630 amperes

Shelf Life (% of nominal capacity at 68 °F (20 °C))

1 Month	97%
3 Months.....	91%
6 Months	83%

Operating Temperature Range

Charge ..	-4 °F (-20 °C) to 122 °F (50 °C)
Discharge	-40 °F (-40 °C) to 140 °F (60 °C)

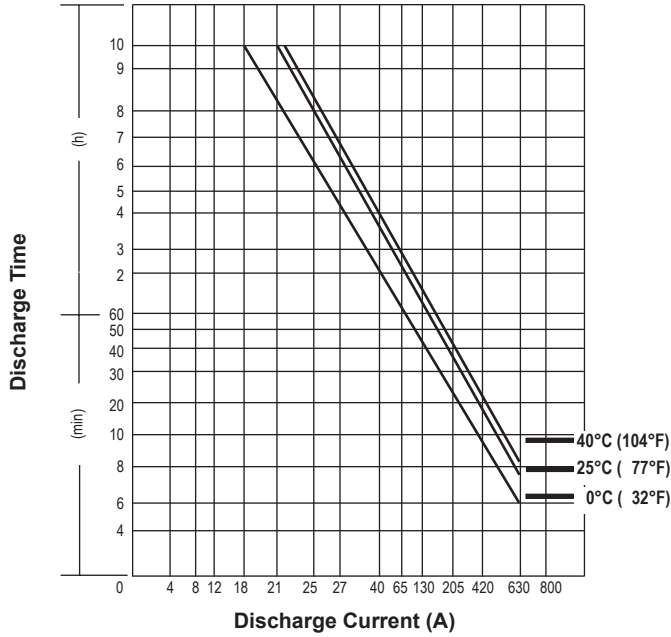
Case ABS Plastic (UL94 V-0 flame retardant)

Power-Sonic Chargers n/a

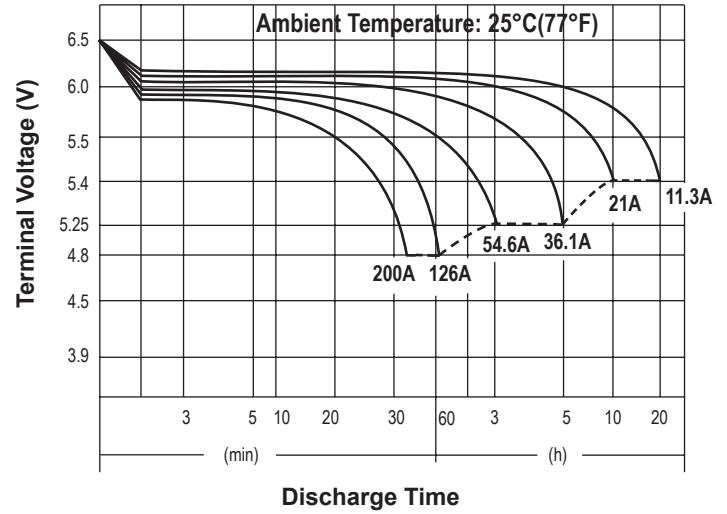
Constant Current & Power Discharge Ratings

MODEL	FINAL VOLTAGE	AMPS/WATTS PER CELL @ 25° C													
		5 MIN		10 MIN		15 MIN		20 MIN		30 MIN		45 MIN		60 MIN	
		A	W	A	W	A	W	A	W	A	W	A	W	A	W
PG-6V210 FR	1.80	386	706	330	610	286	538	253	498	206	412	149	293	120	239
	1.75	442	805	359	658	313	585	278	503	220	427	162	320	121	241
	1.67	506	846	413	737	361	655	304	532	233	438	161	327	126	245
	1.60	620	1040	450	801	372.4	675	305	561	241	456	168	334	122	250

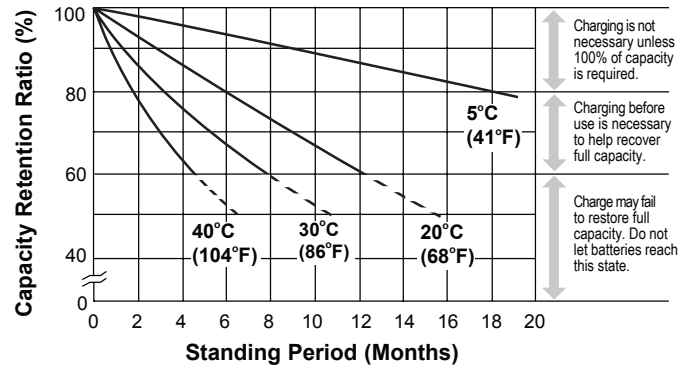
Discharge Time vs. Discharge Current



Discharge Characteristics



Shelf Life & Storage



Charging

Cycle Applications: Limit initial current to 25A. Charge until battery voltage (under charge) reaches 7.20 to 7.50 volts at 68°F (20°C). Hold at 7.20 to 7.50 volts until current drops to under 2.1A. Battery is fully charged under these conditions, and charger should be disconnected or switched to “float” voltage.

“Float” or “Stand-By” Service: Hold battery across constant voltage source of 6.75 to 6.90 volts continuously. When held at this voltage, the battery will seek its own current level and maintain itself in a fully charged condition.

Note: Due to the self-discharge characteristics of this type of battery, it is imperative that they be charged within 6 months of storage, otherwise permanent loss of capacity might occur as a result of sulfation.

Chargers

Power-Sonic offers a wide range of chargers suitable for batteries up to 100AH. Please refer to the Charger Selection Guide in our specification sheets for “C-Series Switch Mode Chargers” and “Transformer Type A and F Series”. Please contact our Technical department for advice if you have difficulty in locating suitable models.

Further Information

Please refer to our website www.power-sonic.com for a complete range of useful downloads, such as product catalogs, material safety data sheets (MSDS), ISO certification, etc..

Contact Information

www.power-sonic.com

DOMESTIC SALES

Tel: +1-619-661-2020
 Fax: +1-619-661-3650
national-sales@power-sonic.com

CUSTOMER SERVICE

Tel: +1-619-661-2030
 Fax: +1-619-661-3648
customer-service@power-sonic.com

TECHNICAL SUPPORT

Tel: +1-619-661-2020
 Fax: +1-619-661-3648
support@power-sonic.com

INTERNATIONAL SALES

Tel: +1-650-364-5001
 Fax: +1-650-366-3662
international-sales@power-sonic.com