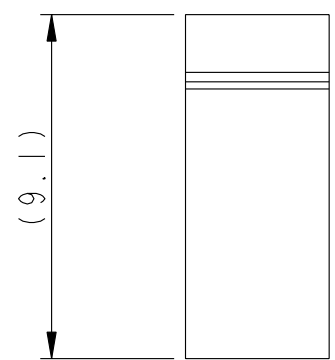
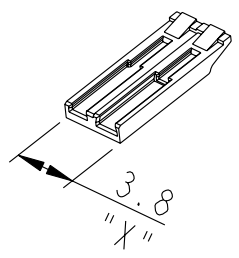
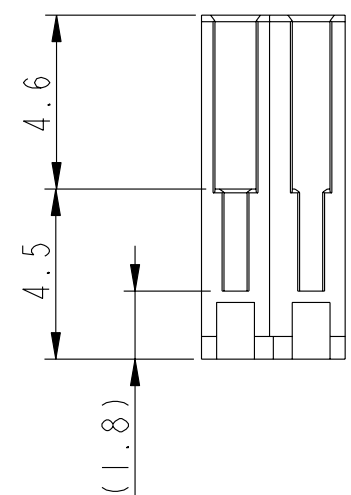
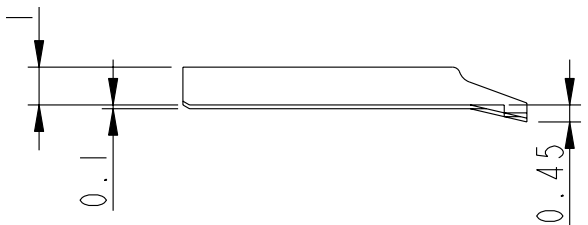
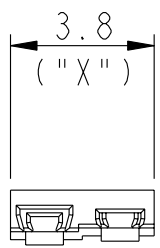


Product-number	PITCH	COLUMNS	Dim X (width)
10041278-202LF	2	2	3.8
10041278-204LF	2	4	7.8
10041278-206LF	2	6	11.8
10041278-208LF	2	8	15.8
10041278-210LF	2	10	19.8
10041278-216LF	2	16	31.8
10041278-220LF	2	20	39.8

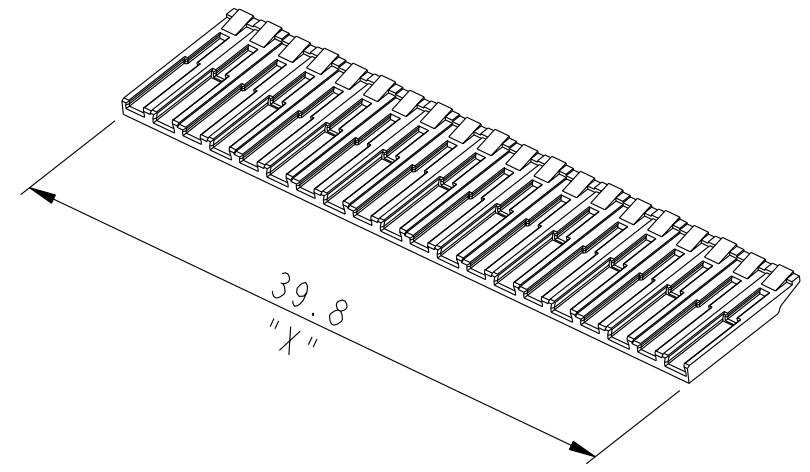
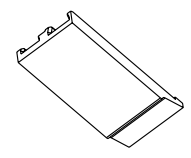
△B



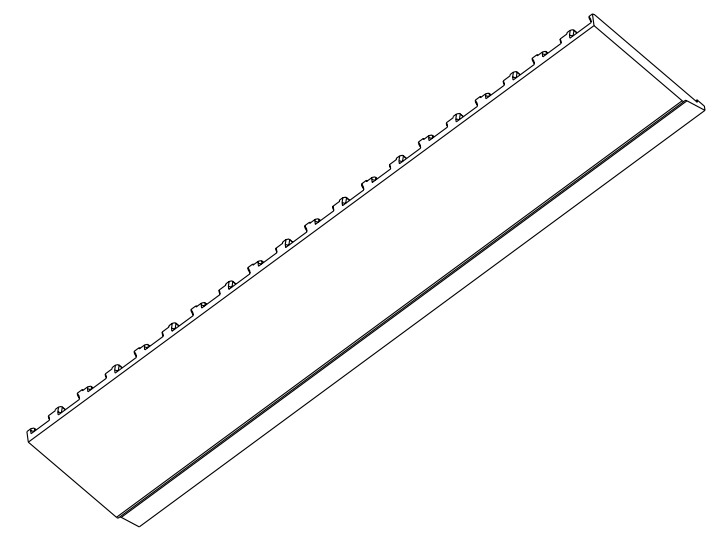
-202 AS SHOWN



10041278-202



10041278-220



NOTES :
 1. MATERIAL : LCP 30% GF
 2. A △B SYMBOL WILL BE NEXT TO ANY DIMENSION, VIEW OR NOTE WHICH HAS BEEN MODIFIED WITH THE CURRENT DRAWING REVISION



Copyright FCI.

rev	ecn no	dr	date
A	S07-0116	DT	2007-04-18
B	S08-0024	CH	2008-01-29

www.fciconnect.com		surface - ✓	tolerance std	projection	mm
		TOLERANCES UNLESS OTHERWISE SPECIFIED		⊕	↔
Dr	EDe	2006-08-04	ANGULAR	size	Scale
Eng	Dexter Tan	2007-04-18	LINEAR	A3	5:1
Chr	C. H. TAN	2008-01-29	0° ±1°	ECN	S08-0024
Appr	Joey Ng	2008-01-29	Product family	AirMax VS	Spec ref
FCI		Title STACK		dwg no	Rev.
		AirMax VS Cable Recpt		10041278	B
		catalog no		CUSTOMER	sheet 1 of 1