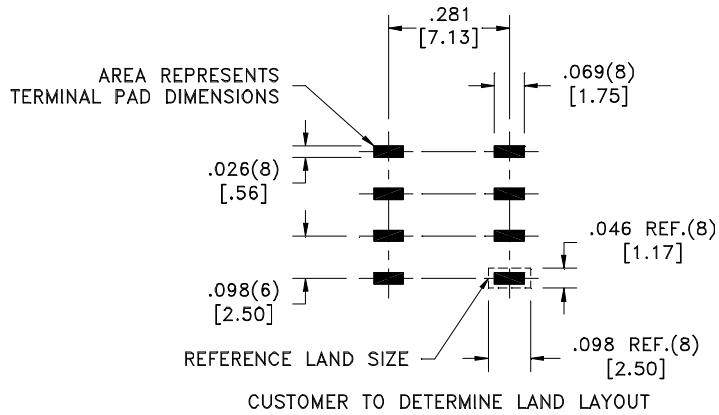
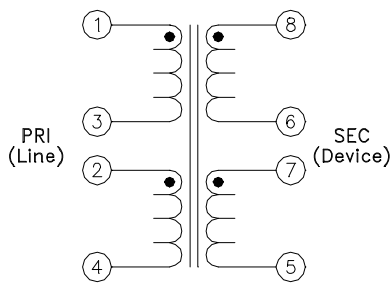
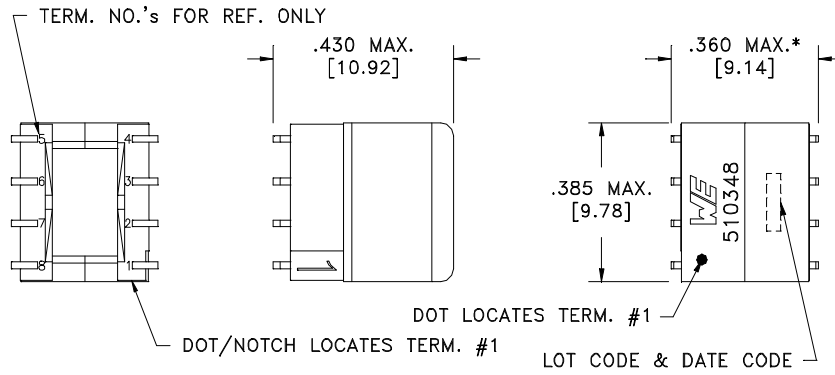


CUSTOMER TERMINAL	RoHS	LEAD(Pb)-FREE
Sn96%, Ag4%	Yes	Yes



* DIMENSION MAY BE EXCEEDED WITH SOLDER ONLY



ELECTRICAL SPECIFICATIONS @ 25°C unless otherwise noted:

- LONGITUDINAL BALANCE: TBDdB min., 20k-30MHz, per ITU Method (L->M).
- D.C. RESISTANCE (@20°C): 1-4 (tie 2+3), 1.50 Ohms max.
8-5 (tie 6+7), 1.50 Ohms max.
- DIELECTRIC RATING: 1500VAC, 1 minute tested by applying 1875VAC for 1 second between pins 1-8(tie 2+3, 6+7).
- INDUCTANCE: 700µH ±10%, 100kHz, 100mVAC, 0mADC, 1-4(tie 2+3), Ls.
- LEAKAGE INDUCTANCE: 1.0µH max., 100kHz, 100mVAC, 1-4(tie 2+3, 5+6+7+8), Ls.
- URNS RATIO: (1-4):(8-5), (1.1):(1.00), tie(2+3, 6+7), ±2%.
(1-3):(8-6), (1.1):(1.00), ±2%.
- TOTAL HARMONIC DISTORTION: -65dB max., 25kHz, 3.5VRMS across PRI, 82 ohm load, 100 ohm input, tie(2+3, 6+7).
- INTERWINDING CAPACITANCE: 70pF max., 10kHz, 100mVAC, 1-8, tie(1+2+3+4, 5+6+7+8), Cp.

OPERATING TEMPERATURE RANGE: -40°C to +85°C.

Designed to meet K.21, 6kV (10 x 700µsec) surge test.

Designed to comply with the following requirements as defined by IEC60950-1, EN60950-1, UL60950-1/CSA60950-1 and AS/NZS60950.1: - Basic insulation for a primary circuit at a working voltage of 250Vrms.

Wire insulation & RoHS status not affected by wire color. Wire insulation color may vary depending on availability.

WE-Midcom, Inc. Watertown, SD USA Toll Free: 800-643-2661 Fax: 605-886-4486	Unless otherwise specified, tolerances are as follows: Angles: ±1° Fractions: ±1/64 Decimals: ±.005(.127mm)		WE-Midcom, Inc.	
	Drawing Title <h1 style="margin: 0;">Transformer</h1>		Drawing Number <h2 style="margin: 0;">750510348</h2>	Rev. 01
This drawing is dual dimensioned. Dimensions in brackets are in millimeters		Revisions: See Sheet 1		Scale ---- Sheet 2 of 6
Engineer:EJK				12/17/2010