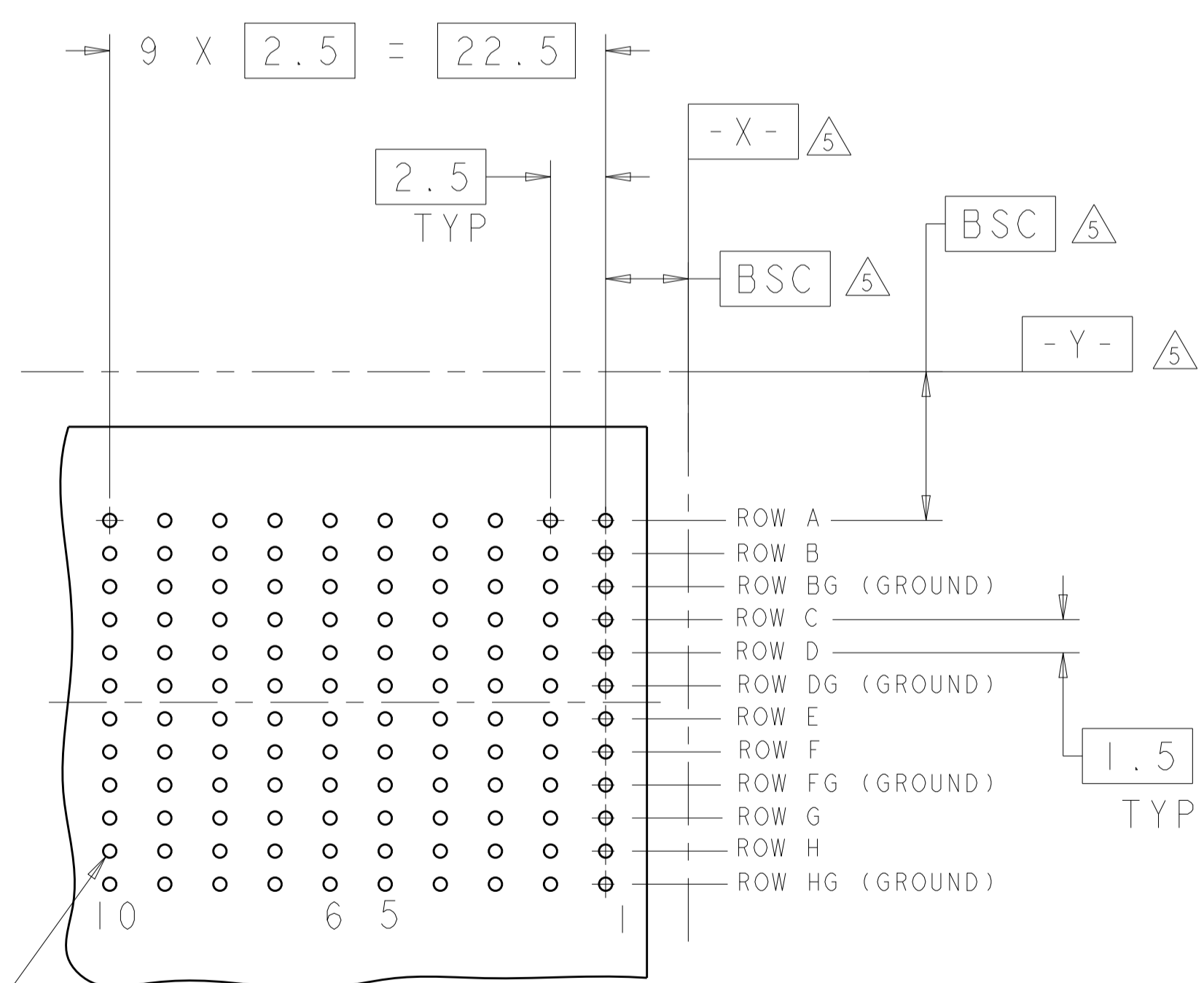
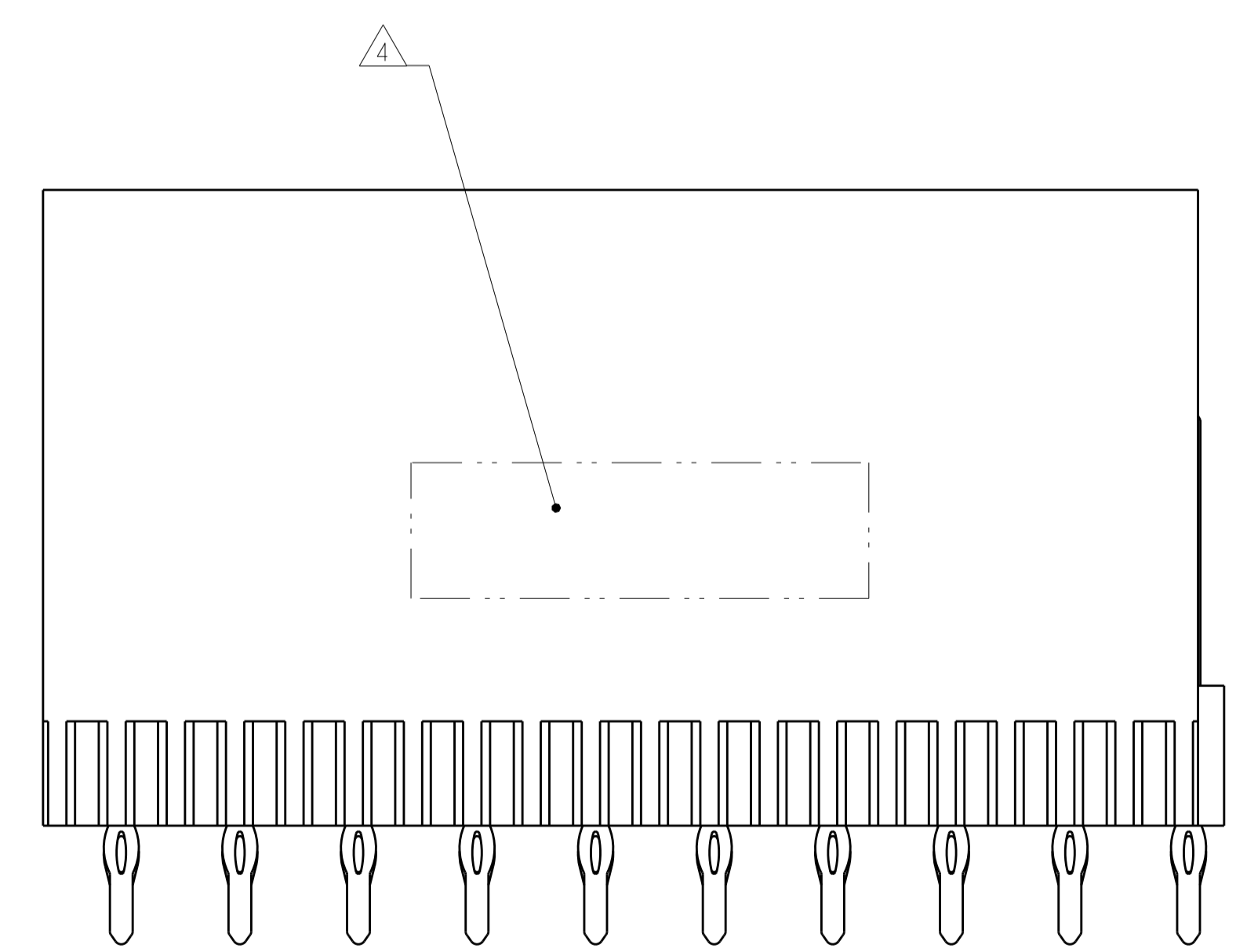
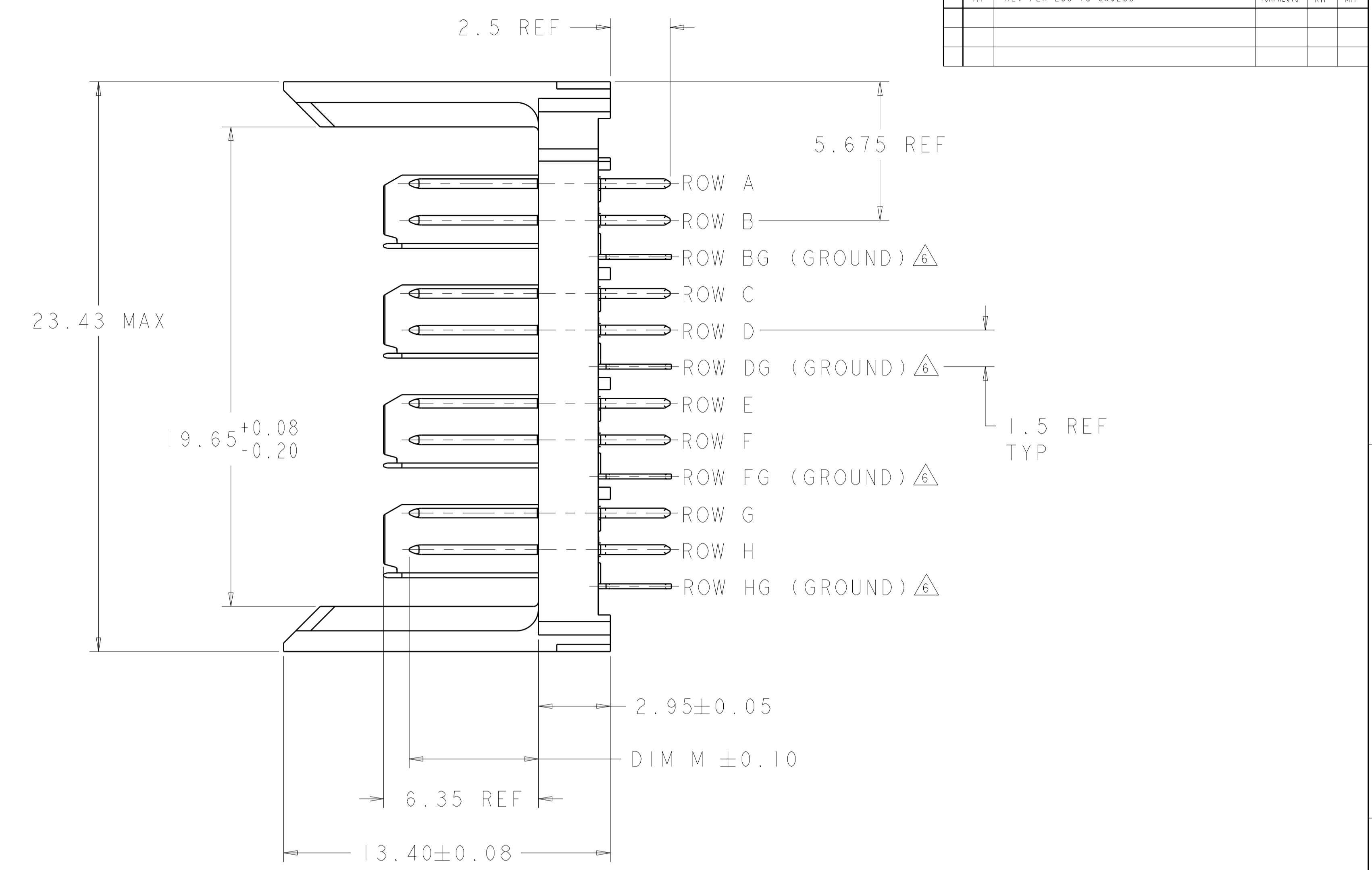
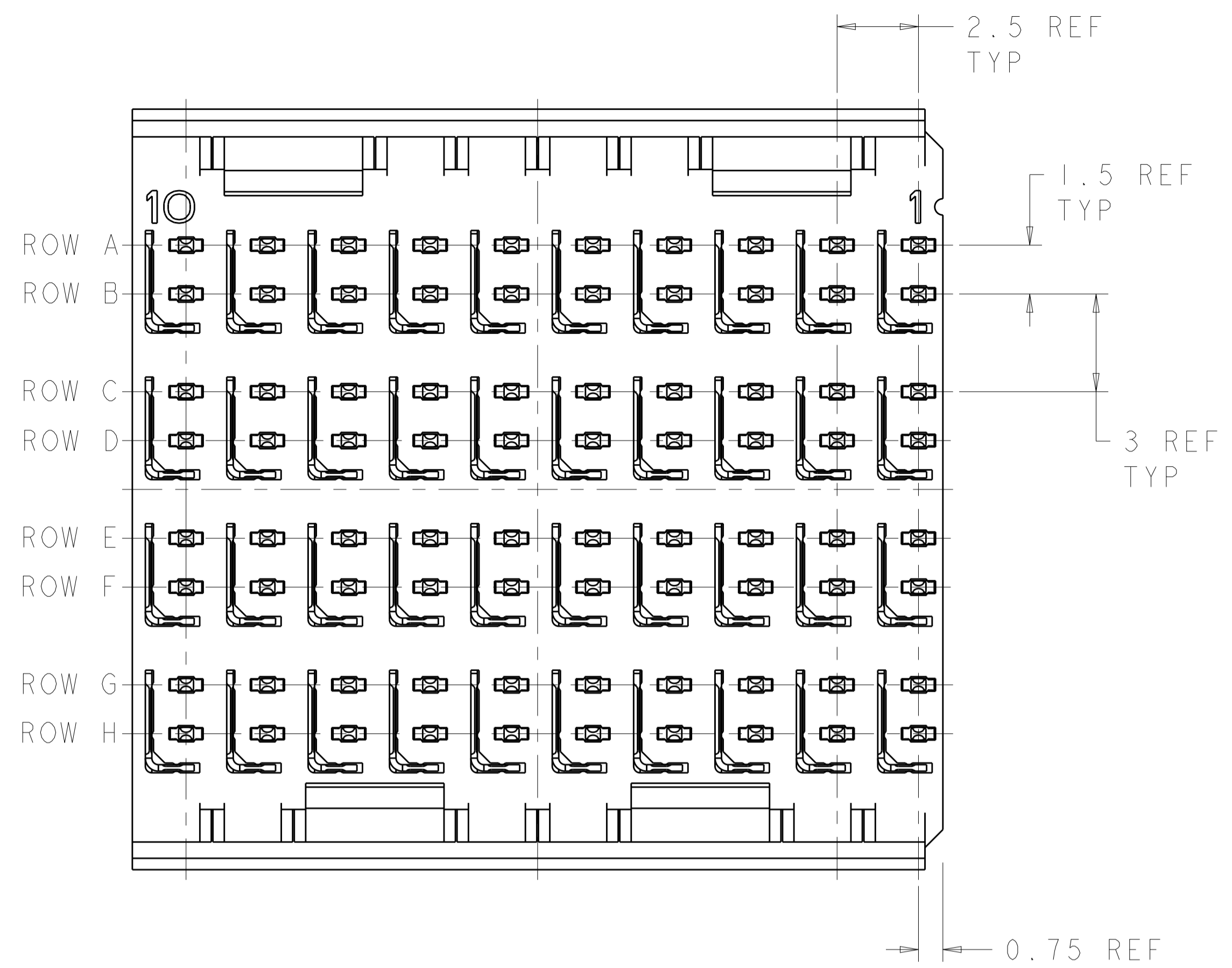


LOC		DIST		REVISIONS			
P	LTN	DESCRIPTION	DATE	DWN	APVD		
A1		REV PER ECO-13-006285	16APR2013	KH	MH		



- ⚠ REFERENCE APPLICATION SPEC 114-13059 FOR RECOMMENDED PLATED THRU HOLE DIAMETER AND PLATING THICKNESSES.
- ⚡ MATERIAL:  
 CONTACT AND SHIELD - PHOSPHOR BRONZE  
 HOUSING - GLASS FILLED POLYESTER, UL 94V-0.
- ⚡ FINISH: CONTACT AND SHIELD  
 MATING AREA - 1.27µm MIN GOLD OVER 1.27µm MIN NICKEL  
 COMPLIANT PIN AREA - 0.5µm MIN BRIGHT TIN-LEAD OVER 1.27µm MIN NICKEL
- ⚡ CONNECTOR MARKED WITH PART NUMBER AND DATE CODE.
- ⚡ DATUMS AND BASIC DIMENSIONS ESTABLISHED BY CUSTOMER.
- ⚡ THE FOUR GROUNDS IN EACH COLUMN ARE COMMONED.
- 7. CONTACT AREA LUBRICATED WITH BELLCORE APPROVED LUBRICANT, TECHNICAL REFERENCE: GR-1217-CORE, ISSUE 1, NOVEMBER 1995.

⚠  
 ⌀0.05 Ⓢ X Y  
 ALL PLATED THRU HOLES

RECOMMENDED PC BOARD LAYOUT, BACKPLANE, COMPONENT SIDE SHOWN  
 SCALE 4:1

5.30	1469628-1
DIM M	PART NUMBER

THIS DRAWING IS A CONTROLLED DOCUMENT.		DWN B. CARBO 18APR2006	TE Connectivity
DIMENSIONS: mm		CHK R. PATTERSON 18APR2006	
TOLERANCES UNLESS OTHERWISE SPECIFIED:		APVD R. PATTERSON 18APR2006	NAME
0 PLC	±	PRODUCT SPEC	HEADER ASSEMBLY, 4 PAIR, 2.5mm TAIL, 23mm HMZd
1 PLC	±	APPLICATION SPEC	
2 PLC	±	WEIGHT	
3 PLC	±	CUSTOMER DRAWING	
4 PLC	±	SCALE 8:1	
ANGLES	±	SHEET 1 OF 1	
MATERIAL	FINISH	SIZE CAGE CODE DRAWING NO	RESTRICTED TO
		A100779C=1469628	