



SMA-J-P-H-ST-TH1

SMA-J-P-H-RA-TH1



SMA-J-P-H-ST-EM1

# 50 Ω SMA JACKS

## SPECIFICATIONS

For complete specifications and recommended PCB layouts see [www.samtec.com?SMA-TH](http://www.samtec.com?SMA-TH), [www.samtec.com?SMA-SM](http://www.samtec.com?SMA-SM), [www.samtec.com?SMA-EM](http://www.samtec.com?SMA-EM) or [www.samtec.com?SMA-MT](http://www.samtec.com?SMA-MT)

**Contact Material:**

BeCu

**Shell Material:**

Brass

**Insulator Material:**

PTFE (-PN)

**Operating Temp Range:**

-65 °C to +125 °C

**Impedance:**

50 Ω

**Dielectric Withstanding Voltage:**

1,000 Vrms

**Frequency Range:**

0-20 GHz

(Cable dependent)

**Working Voltage:**

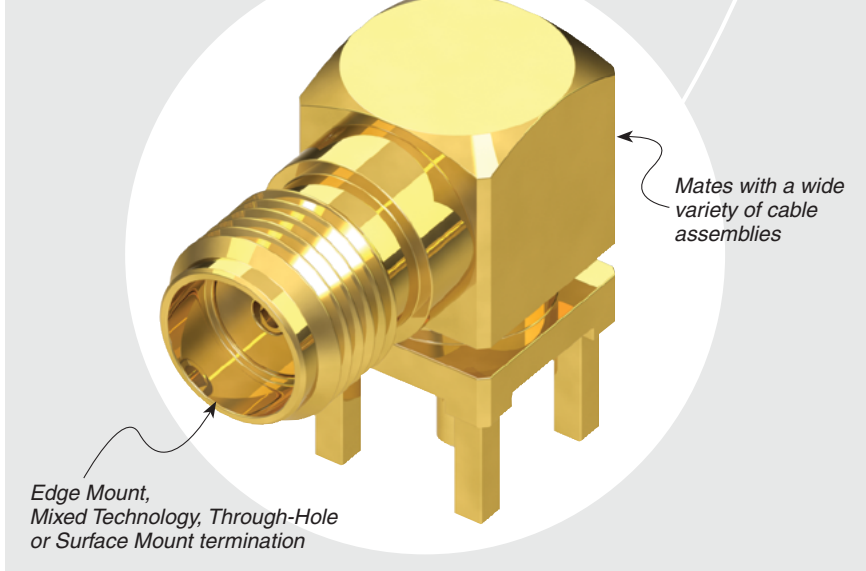
335 V

**RoHS Compliant:**

Yes

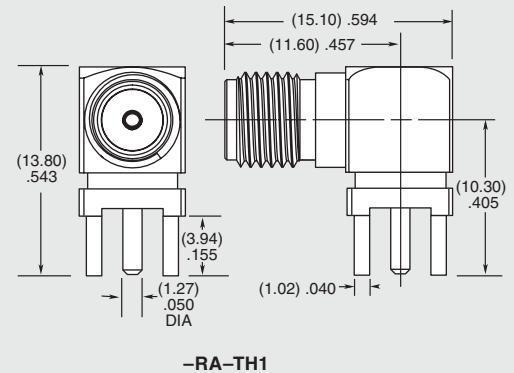
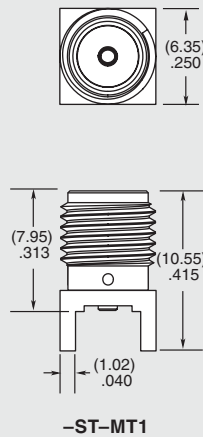
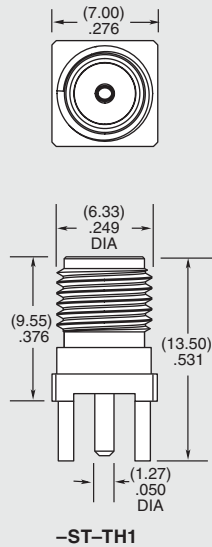
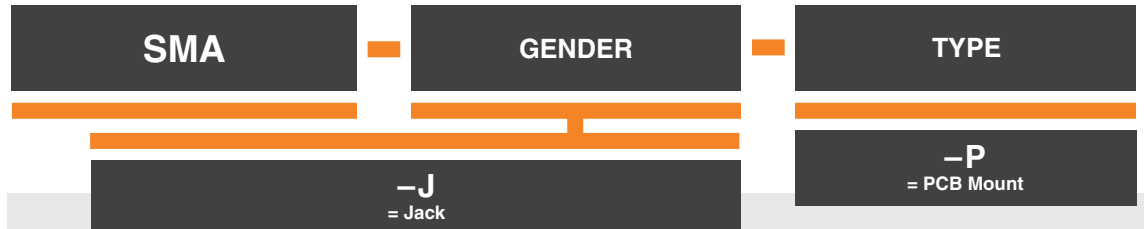
**Mates with:**

RF174, RF316, RF058, RF405, RF402, RS316, GRF1H-C, IJ5H, RF23S



## PROCESSING

**Lead-Free Solderable:**  
Yes

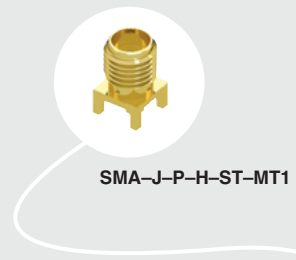


**Note:** While optimized for 50 Ω applications, this connector can also perform well in certain 75 Ω applications. Contact [RFGroup@samtec.com](mailto:RFGroup@samtec.com) for further information.

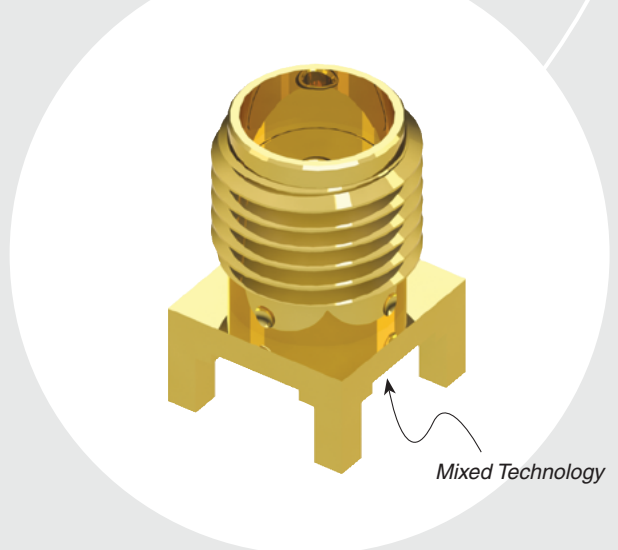

Due to technical progress, all designs, specifications and components are subject to change without notice.

[WWW.SAMTEC.COM](http://WWW.SAMTEC.COM)

All parts within this catalog are built to Samtec's specifications. Customer specific requirements must be approved by Samtec and identified in a Samtec customer-specific drawing to apply.



**SMA SERIES**



**PLATING**

**-H**

= 30 μ" (0.76 μm) Gold center contact,  
3 μ" (0.08 μm) Gold outer contact

**-GF**

= 10 μ" (0.25 μm) Gold center contact,  
3 μ" (0.08 μm) Gold outer contact  
(-SM1 only)

**ORIENTATION**

**-ST**

= Straight

**-RA**

= Right-angle

**TERMINATION**

**-TH1**

= Through-hole

**-SM1**

= Surface Mount  
(-GF-RA only)

**-EM1**

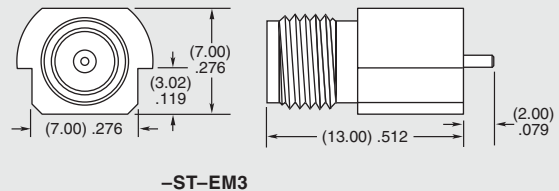
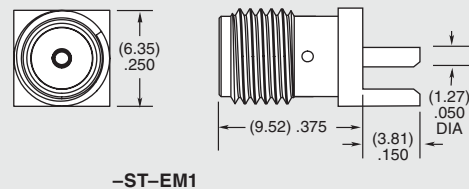
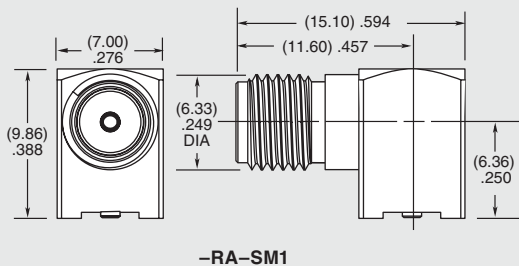
= Edge Mount  
(-ST only)

**-EM3**

= Drop-in Edge Mount  
(-ST only)

**-MT1**

= Mixed Technology  
(-ST only)



Due to technical progress, all designs, specifications and components are subject to change without notice.

[WWW.SAMTEC.COM](http://WWW.SAMTEC.COM)

All parts within this catalog are built to Samtec's specifications.  
Customer specific requirements must be approved by Samtec and identified in a Samtec customer-specific drawing to apply.