



SMA-J-P-H-ST-TH1

SMA-J-P-H-RA-TH1



SMA-J-P-H-ST-EM1

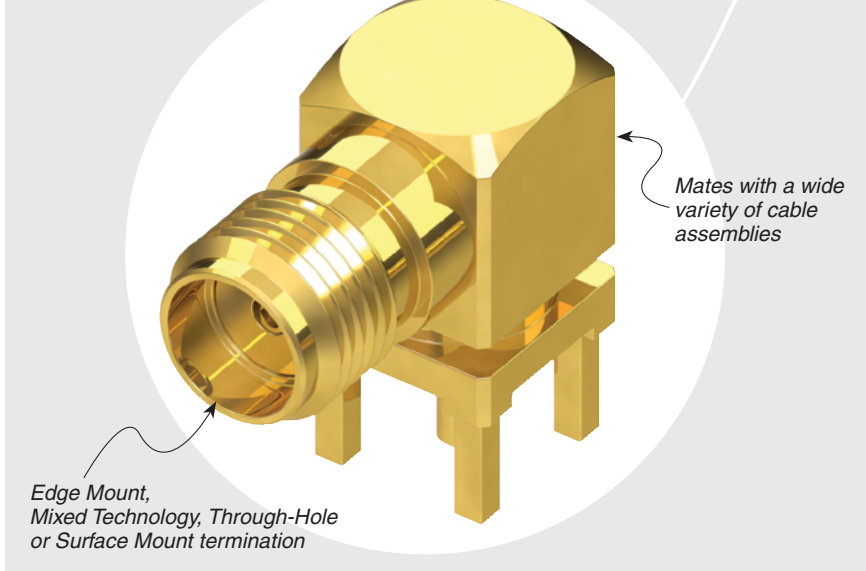
50 Ω SMA JACKS

SPECIFICATIONS

For complete specifications and recommended PCB layouts see www.samtec.com?SMA-TH, www.samtec.com?SMA-SM, www.samtec.com?SMA-EM or www.samtec.com?SMA-MT

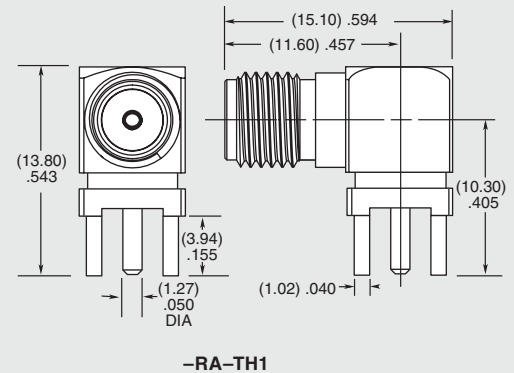
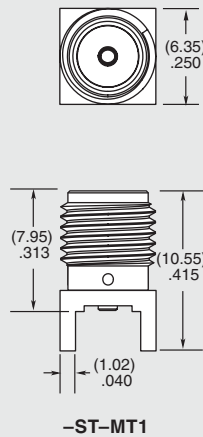
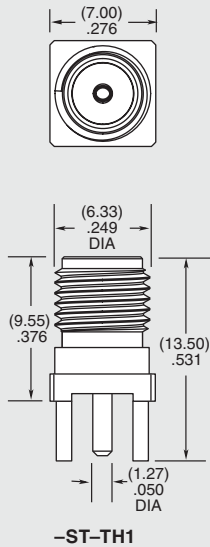
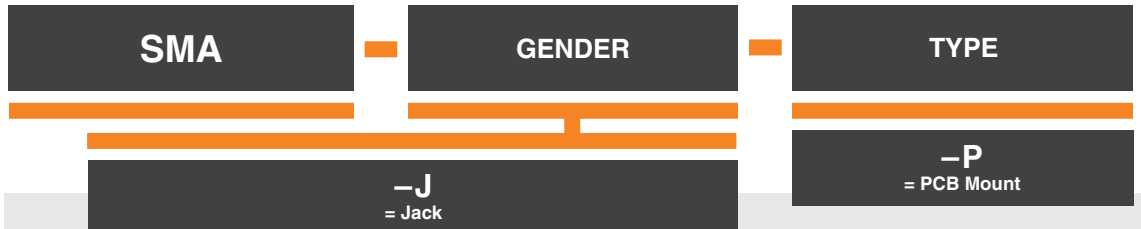
- Contact Material:** BeCu
- Shell Material:** Brass
- Insulator Material:** PTFE (-PN)
- Operating Temp Range:** -65 °C to +125 °C
- Impedance:** 50 Ω
- Dielectric Withstanding Voltage:** 1,000 Vrms
- Frequency Range:** 0~20 GHz (Cable dependent)
- Working Voltage:** 335 V
- RoHS Compliant:** Yes

Mates with:
 RF174, RF316, RF058,
 RF405, RF402, RS316,
 GRF1H-C, IJ5H, RF23S



PROCESSING

Lead-Free Solderable: Yes

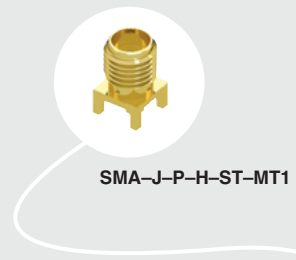


Note: While optimized for 50 Ω applications, this connector can also perform well in certain 75 Ω applications. Contact RFGroup@samtec.com for further information.

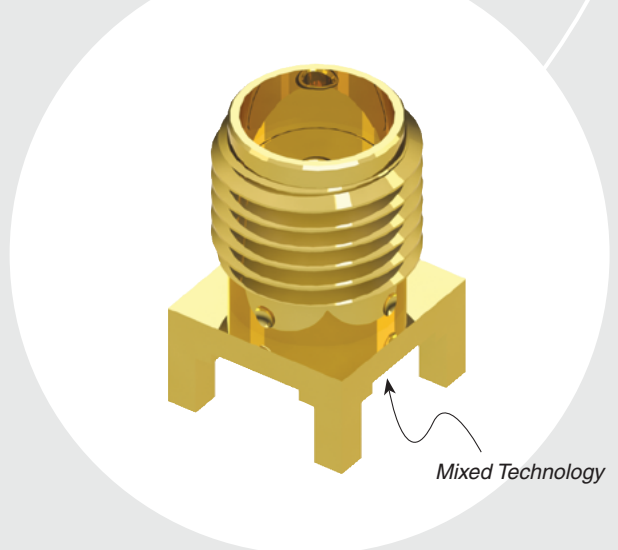

Due to technical progress, all designs, specifications and components are subject to change without notice.

WWW.SAMTEC.COM

All parts within this catalog are built to Samtec's specifications. Customer specific requirements must be approved by Samtec and identified in a Samtec customer-specific drawing to apply.



SMA SERIES



PLATING

-H

= 30 μ" (0.76 μm) Gold center contact,
3 μ" (0.08 μm) Gold outer contact

-GF

= 10 μ" (0.25 μm) Gold center contact,
3 μ" (0.08 μm) Gold outer contact
(-SM1 only)

ORIENTATION

-ST

= Straight

-RA

= Right-angle

TERMINATION

-TH1

= Through-hole

-SM1

= Surface Mount
(-GF-RA only)

-EM1

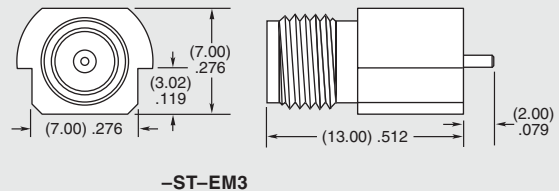
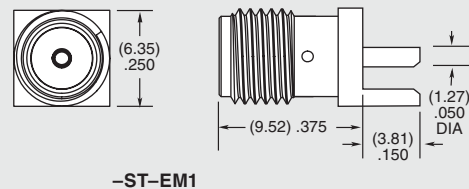
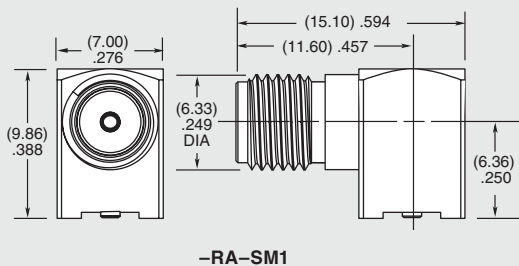
= Edge Mount
(-ST only)

-EM3

= Drop-in Edge Mount
(-ST only)

-MT1

= Mixed Technology
(-ST only)



Due to technical progress, all designs, specifications and components are subject to change without notice.

WWW.SAMTEC.COM

All parts within this catalog are built to Samtec's specifications.
Customer specific requirements must be approved by Samtec and identified in a Samtec customer-specific drawing to apply.