



SMA-J-P-H-ST-TH1

SMA-J-P-H-RA-TH1



SMA-J-P-H-ST-EM1

50 Ω SMA JACKS

SPECIFICATIONS

For complete specifications and recommended PCB layouts see www.samtec.com?SMA-TH, www.samtec.com?SMA-SM, www.samtec.com?SMA-EM or www.samtec.com?SMA-MT

Contact Material:

BeCu

Shell Material:

Brass

Insulator Material:

PTFE (-PN)

Operating Temp Range:

-65 °C to +125 °C

Impedance:

50 Ω

Dielectric Withstanding Voltage:

1,000 Vrms

Frequency Range:

0-20 GHz

(Cable dependent)

Working Voltage:

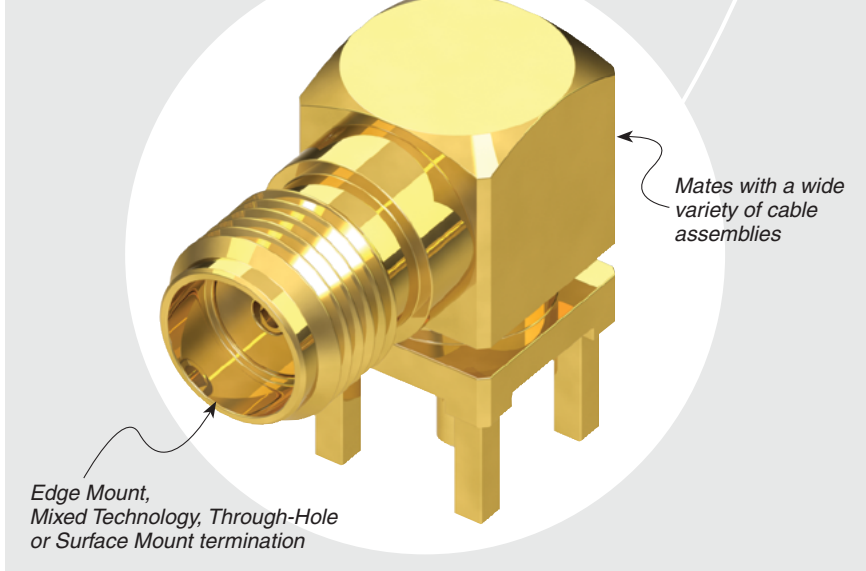
335 V

RoHS Compliant:

Yes

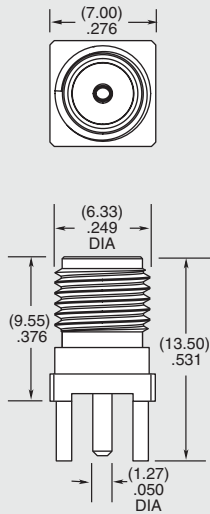
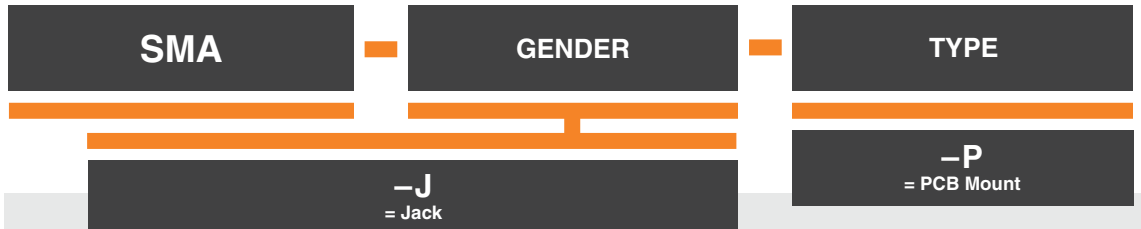
Mates with:

RF174, RF316, RF058, RF405, RF402, RS316, GRF1H-C, IJ5H, RF23S

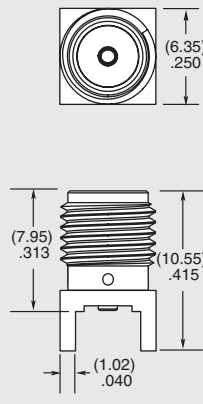


PROCESSING

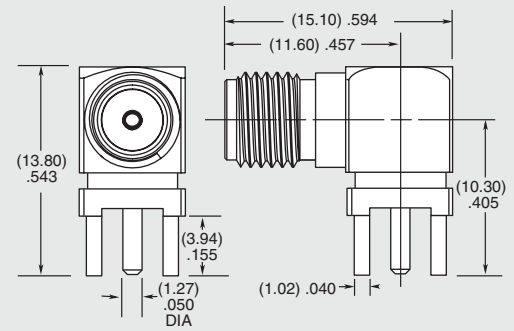
Lead-Free Solderable:
Yes



-ST-TH1



-ST-MT1



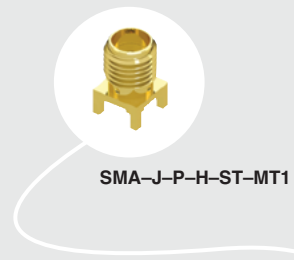
-RA-TH1

Note: While optimized for 50 Ω applications, this connector can also perform well in certain 75 Ω applications. Contact RFGroup@samtec.com for further information.



Due to technical progress, all designs, specifications and components are subject to change without notice.

WWW.SAMTEC.COM

All parts within this catalog are built to Samtec's specifications. Customer specific requirements must be approved by Samtec and identified in a Samtec customer-specific drawing to apply.



SMA SERIES



PLATING

-H

= 30 μ" (0.76 μm) Gold center contact,
3 μ" (0.08 μm) Gold outer contact

-GF

= 10 μ" (0.25 μm) Gold center contact,
3 μ" (0.08 μm) Gold outer contact
(-SM1 only)

ORIENTATION

-ST

= Straight

-RA

= Right-angle

TERMINATION

-TH1

= Through-hole

-SM1

= Surface Mount
(-GF-RA only)

-EM1

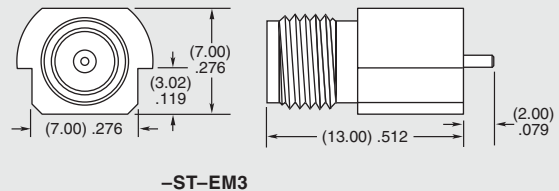
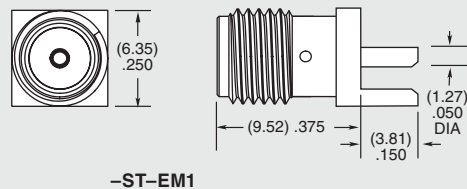
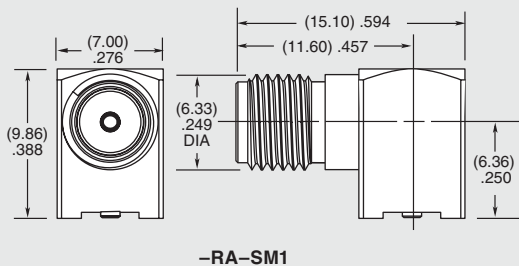
= Edge Mount
(-ST only)

-EM3

= Drop-in Edge Mount
(-ST only)

-MT1

= Mixed Technology
(-ST only)



Due to technical progress, all designs, specifications and components are subject to change without notice.

WWW.SAMTEC.COM

All parts within this catalog are built to Samtec's specifications.
Customer specific requirements must be approved by Samtec and identified in a Samtec customer-specific drawing to apply.