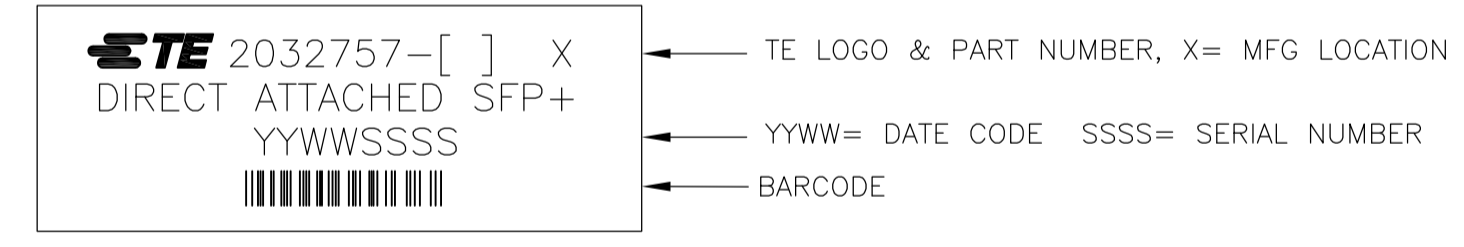
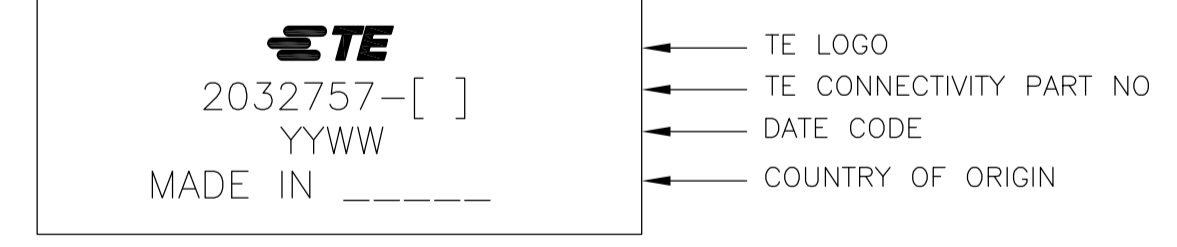


1. CHARACTERISTIC IMPEDANCE: 100±10 OHMS (MEASURED DIFFERENTIALLY)

2 LABEL INFORMATION:



3 LABEL INFORMATION:



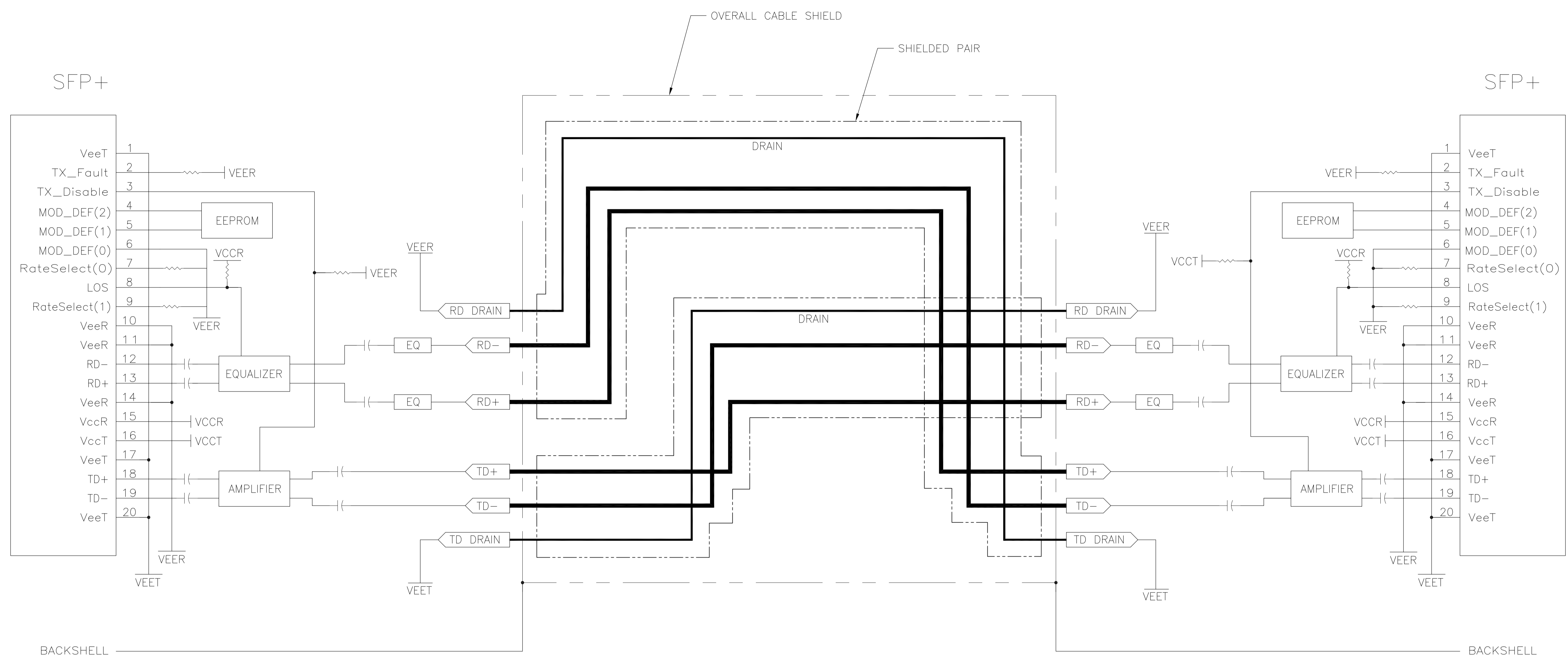
4. SEE SHEET 2 FOR WIRING SCHEMATIC.

5. ROHS COMPLIANCE: PRODUCT AND PROCESSING MEETS REQUIREMENTS OF TE CONNECTIVITY SPECIFICATION TEC-138-702.

24 AWG	15	+0.12 -0	METERS	1-2032757-6
24 AWG	14	+0.12 -0	METERS	1-2032757-5
24 AWG	13	+0.12 -0	METERS	1-2032757-4
24 AWG	12	+0.12 -0	METERS	1-2032757-3
24 AWG	11	+0.12 -0	METERS	1-2032757-2
28 AWG	10	+0.12 -0	METERS	1-2032757-1
28 AWG	9	+0.1 -0	METERS	1-2032757-0
30 AWG	8	+0.1 -0	METERS	2032757-9
30 AWG	7	+0.1 -0	METERS	2032757-8
30 AWG	6	+0.1 -0	METERS	2032757-7
30 AWG	5	+0.1 -0	METERS	2032757-6
30 AWG	4	+0.08 -0	METERS	2032757-5
30 AWG	3	+0.08 -0	METERS	2032757-4
30 AWG	2	+0.08 -0	METERS	2032757-3
30 AWG	1	+0.05 -0	METERS	2032757-2
30 AWG	0.5	+0.05 -0	METERS	2032757-1
CABLE GAUGE	L		PART NO	

THIS DRAWING IS A CONTROLLED DOCUMENT.

DIMENSIONS:	TOLERANCES UNLESS OTHERWISE SPECIFIED:	DIN	20APR2009	TE Connectivity	
mm	0 PLC ± -	DRW	T. SMITH	CABLE ASSY, SFP+ TO SFP+	
	1 PLC ± -	CHK	D. LAWRENCE	-	
	2 PLC ± -	APPD	D. LAWRENCE	-	
	3 PLC ± -	NAME		-	
	4 PLC ± -	PRODUCT SPEC		-	
	ANGLES ± -	APPLICATION SPEC		-	
MATERIAL	FINISH	WEIGHT		SIZE	CAGE CODE
-	-	-		A1	00779
CUSTOMER DRAWING			SCALE	DRAWING NO	RESTRICTED TO
			1:1	2032757	-
			SHEET	REV	
			1 OF 2		



THIS DRAWING IS A CONTROLLED DOCUMENT.		DWG: T.SMITH 20APR2009	TE Connectivity
DIMENSIONS: mm		CHK: D.LAWRENCE 20APR2009	
TOLERANCES UNLESS OTHERWISE SPECIFIED:		APP'D: D.LAWRENCE 20APR2009	NAME: CABLE ASSY,SFP+ TO SFP+
0. PLC	±		PRODUCT SPEC
1. PLC	±		APPLICATION SPEC
2. PLC	±		WEIGHT
3. PLC	±		SIZE: A1 00779 C=2032757
4. PLC	±		RESTRICTED TO
ANGLES	±		
MATERIAL		WEIGHT	CUSTOMER DRAWING
FINISH		SCALE: 1:1	SHEET 2 OF 2 REV D