

8                      7                      6                      5                      4                      3                      2                      1

THIS DRAWING IS THE PROPERTY OF ANALOG DEVICES INC. IT IS NOT TO BE REPRODUCED OR COPIED, IN WHOLE OR IN PART, OR USED IN FURNISHING INFORMATION TO OTHERS, OR FOR ANY OTHER PURPOSE DETRIMENTAL TO THE INTERESTS OF ANALOG DEVICES. THE EQUIPMENT SHOWN HEREON MAY BE PROTECTED BY PATENTS OWNED OR CONTROLLED BY ANALOG DEVICES.

**JUMPER TABLE**

JP#	ON	OFF
1		
2		
3		
4		
5		

\* SEE ASSEMBLY INSTRUCTIONS

REVISIONS			
REV	DESCRIPTION	DATE	APPROVED
A	INITIAL RELEASE	XX/XX	X.X.
B	AS PER ECR#045386	03MAR13	A. MAHAFFEY

**RELAY CONTROL CHART**

CONTROL	CODE	DEVICE	FUNCTION	CONNECTOR

P.O SPEC.	BK/BD SPEC.	SOCKET OEM	OEM PART#	HANDLER

TEMPLATE ENGINEER G. CELEDONIO	DATE -----	<h1>SCHEMATIC</h1>	ANALOG DEVICES	
HARDWARE SERVICES R. MACDONALD	-----			
HARDWARE SYSTEMS J. KEANE	-----			
TEST ENGINEER -----	-----			
COMPONENT ENGINEER G. CELEDONIO	-----			
TEST PROCESS -----	-----	EVAL BOARD MULTIPLE FB BAND-PASS SINGLE Z <PRODUCT_1> <DRAWING_TITLE1> <DRAWING_TITLE2> <DRAWING_TITLE3> <DRAWING_TITLE4> <DRAWING_TITLE5>		
HARDWARE RELEASE -----	-----			
DESIGNER LABRANCHE	-----			
PTD ENGINEER M. DUFF	-----			
CHECKER -----	-----			
UNLESS OTHERWISE SPECIFIED DIMENSIONS ARE IN INCHES		MASTER PROJECT TEMPLATE <DRAWING_TITLE6> TESTER TEMPLATE -	DRAWING NO. <b>02-034900</b>	REV. <b>B</b>
TOLERANCES DECIMALS X.XX +-0.010 FRACTIONS +-1/32 ANGLES +-2		SIZE <b>D</b> SCALE <SCALE>	CODE ID NO. SHEET 1 OF 2	

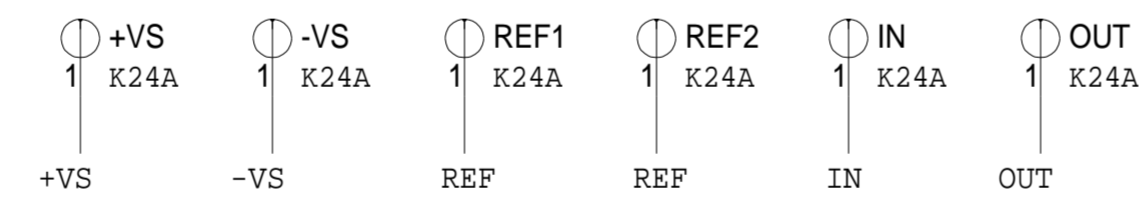
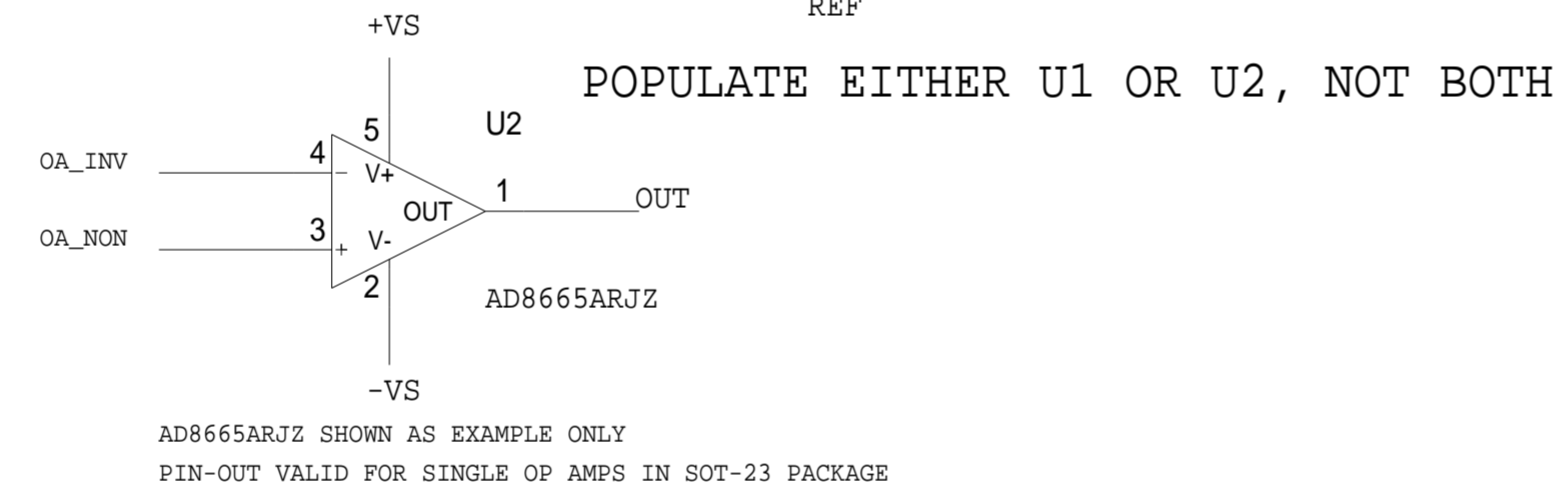
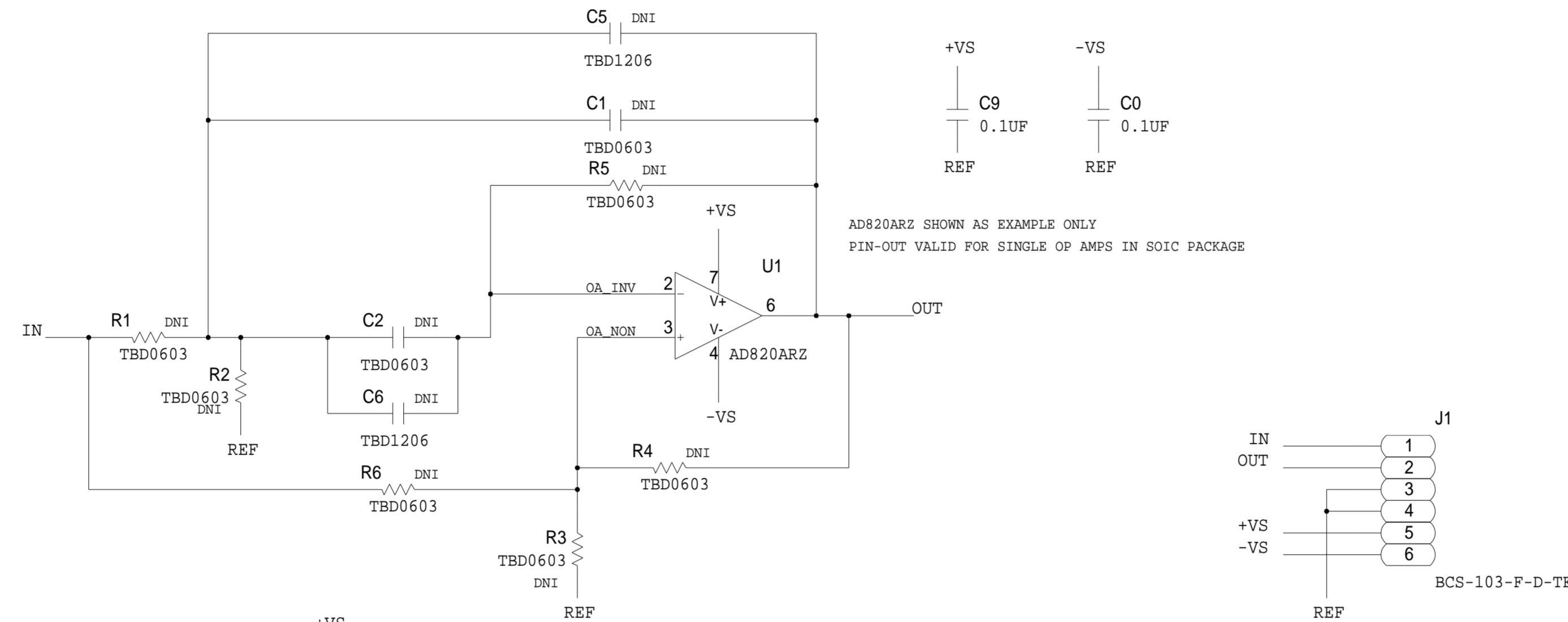
8                      7                      6                      5                      4                      3                      2                      1

8 7 6 5 4 3 2 1

REVISIONS			
REV	DESCRIPTION	DATE	APPROVED

# MULTIPLE FEEDBACK BANDPASS FILTER STAGE FOR SINGLE OP AMPS

TO ALLOW USE OF LARGER VALUE COG/NPO CAPACITORS,  
BOARD INCLUDES 1206 PACKAGE OPTION



	<b>SCHEMATIC</b>		
	EVAL BOARD MULTIPLE FB BAND-PASS SINGLE Z <PRODUCT_1>		
	DESIGN VIEW <DESIGN_VIEW>	DRAWING NO. 02-034900	REV B
	PTD ENGINEER M DUFF	SIZE D	SCALE <SCALE>

SHEET 2 OF 2

8 7 6 5 4 3 2 1