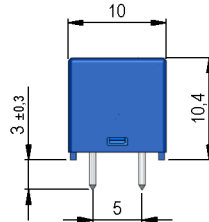
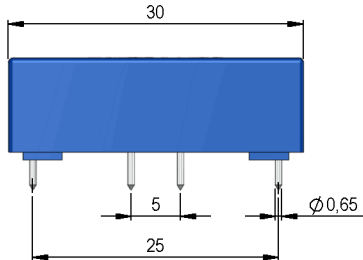



Dimensions mm[inch]
 tolerances acc. to DIN ISO 2768-m
 Toleranzen gem. DIN ISO 2768-m



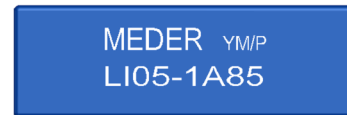
Layout
 Top view
 Draufsicht



Isometric
 Scale 1:1
 Maßstab 1:1



Marking
 according to EN60062/factory code
 gem. EN60062/Fertigungsstätte



Coil Data at 20 °C	Conditions	Min	Typ	Max	Unit
Coil resistance		180	200	220	Ohm
Coil voltage			5		VDC
Rated power			125		mW
Coil current			25		mA
Pull-In voltage				3,5	VDC
Drop-Out voltage		0,75			VDC

Contact Data 85	Conditions	Min	Typ	Max	Unit
Contact rating	Any DC combination of V & A not to exceed their individual max.'s			100	W
Switching voltage	DC or Peak AC			1.000	V
Switching current	DC or Peak AC			1	A
Carry current	DC or Peak AC 100% Duty Cycle			2,5	A
Contact resistance static	Measured with 40% overdrive			150	mOhm
Insulation resistance	RH <45 %, 100 V test voltage	10			TOhm
Breakdown voltage (30-40 AT)	according to IEC 255-5	2,5			kV DC
Operate time incl. bounce	measured with 40% overdrive			1,1	ms
Release time	measured with no coil excitation			0,1	ms
Capacitance	@ 10 kHz across open switch		0,5		pF

Special Product Data	Conditions	Min	Typ	Max	Unit
Number of contacts			1		
Contact - form			A - NO		
Dielectric Strength Coil/Contact	according to EN 60255-5	7			kV DC
Insulation resistance Coil/Contact	RH <45%, 200 VDC test voltage	10			TOhm
Case colour			blue		
Housing material			PBT glass fibre reinforced	V-O acc.to. UL94	
Sealing compound			Polybutadiene, black		
Connection pins			Copper alloy tin plated		
Magnetic Shield			no		
Reach / RoHS conformity			yes		

Modifications in the sense of technical progress are reserved

Designed at: 19.06.08 Designed by: ALICHTENSTEIN
 Last Change at: 02.06.15 Last Change by: WKOVACS

Approval at: 25.06.08 Approval by: KOLBRICH
 Approval at: 02.06.15 Approval by: DSTASTNY

Version: 11



Europe: +49 / 7731 8399 0

| Email: info@standexmeder.com

USA: +1 / 508 295 0771

| Email: salesusa@standexmeder.com

Asia: +852 / 2955 1682

| Email: salesasia@standexmeder.com

Item No.:

1605185000

Item:

LI05-1A85

Environmental data	Conditions	Min	Typ	Max	Unit
Shock	1/2 sine wave duration 11ms			50	g
Vibration	from 10 - 2000 Hz			20	g
Operating temperature		-20		70	°C
Storage temperature		-35		95	°C
Soldering temperature	wave soldering max. 5 sec.			260	°C
Washability					fully sealed

General data	Conditions	Min	Typ	Max	Unit
Total weight			4,7		g
Packaging					Tube 16pcs each

Modifications in the sense of technical progress are reserved

Designed at: 19.06.08 Designed by: ALICHTENSTEIN

Approval at: 25.06.08 Approval by: KOLBRICH

Last Change at: 02.06.15 Last Change by: WKOVACS

Approval at: 02.06.15 Approval by: DSTASTNY

Version: 11