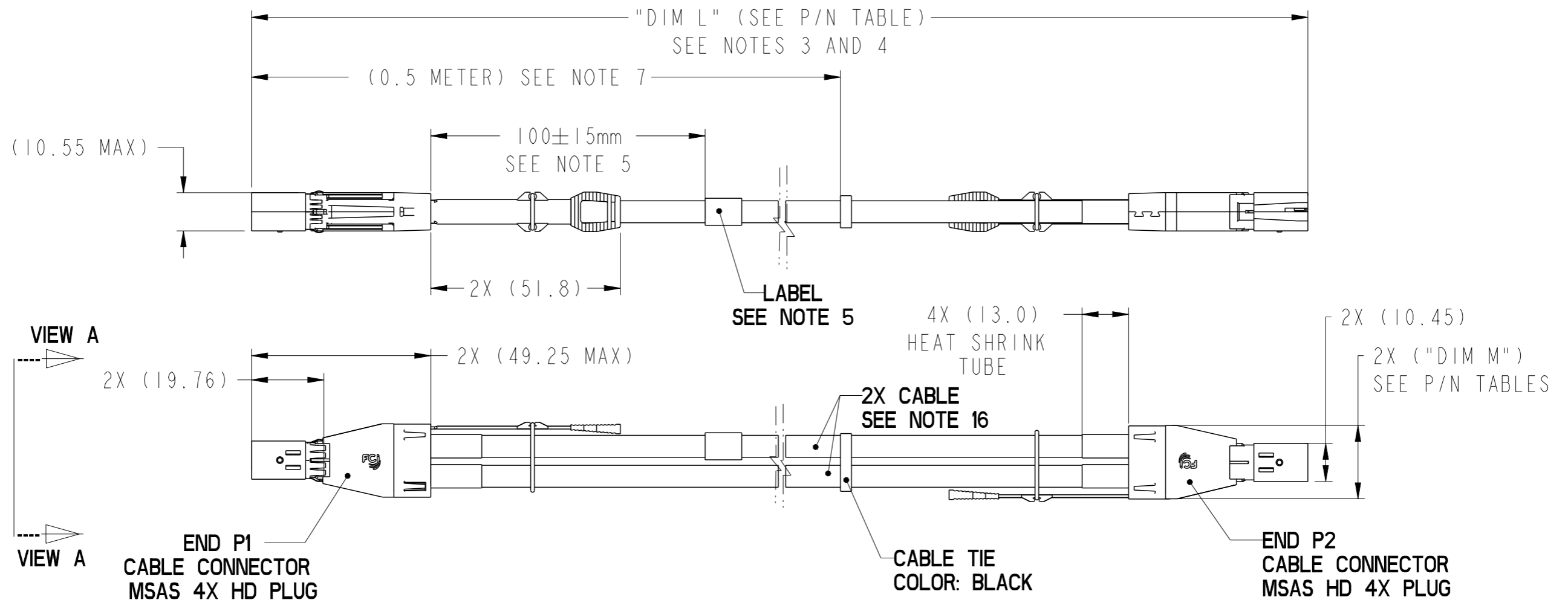
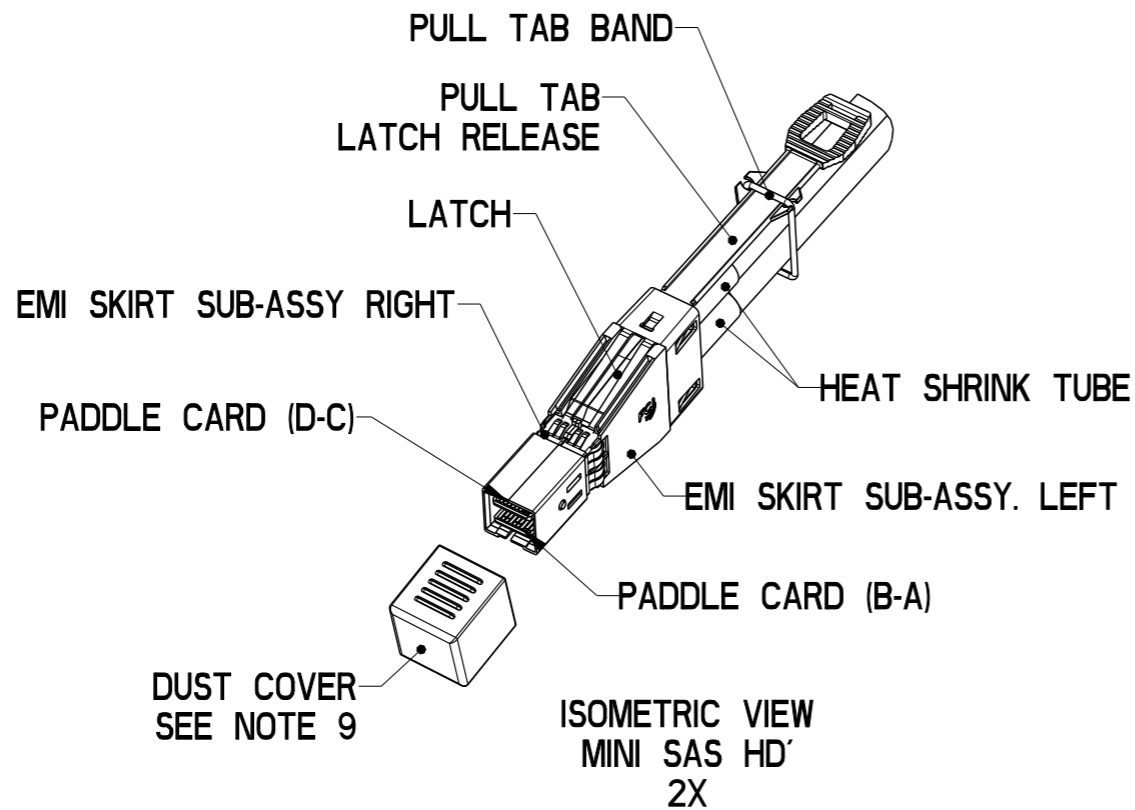


PRODUCT NUMBER	DESCRIPTION	NOTES
10112041-XXXXLF	NON-HF	SEE SHT. 3
10112041-XXXXHLF	HALOGEN FREE (H)	SEE SHT. 4



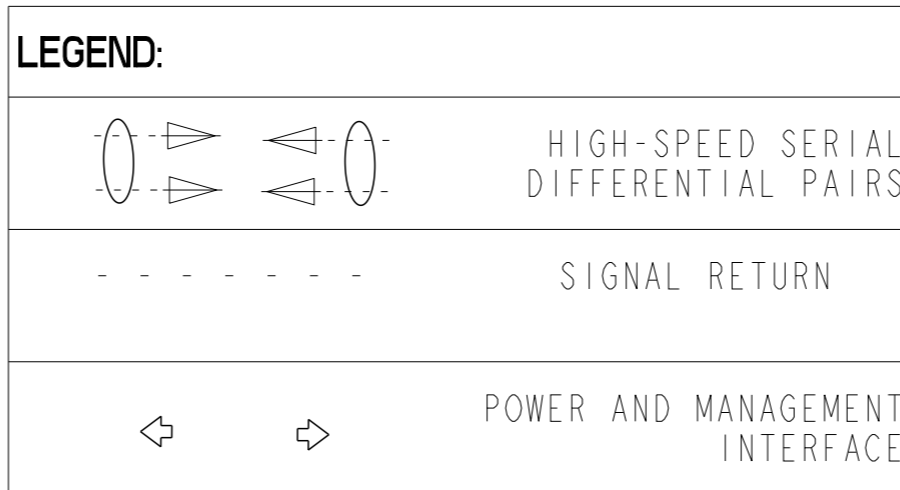
VIEW A

VIEW A



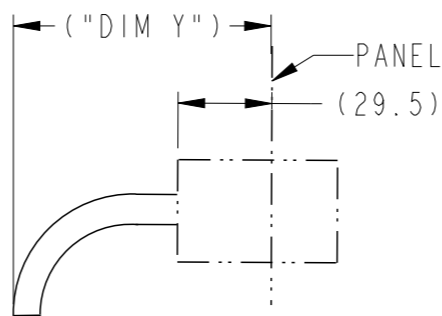
dr	Deborah Ingram	2010/05/07	projection	mm	size	A3	scale	1:2
eng	Tom Feng	2015/08/12			ecn no	ELX-N-21649-1	rel level	Released
chr	-	-						
appr	Frank Mao	2015/08/12	product family	C&A				
			<b>FINAL ASSEMBLY (PASSIVE)</b> MSAS HD 4X ASSEMBLY (3Gb/s - 6Gb/s)		dwg no	10112041	rev	D
www.fci.com			cat. no.	-	Product - Customer Drw		sheet 1 of 5	

PRODUCT NUMBER	DESCRIPTION	NOTES
10112041-XXXXLF	NON-HF	SEE SHT. 3
10112041-XXXXHLF	HALOGEN FREE (H)	SEE SHT. 4



**MINIMUM CABLE BEND TABLE**

CABLE	("DIM Y") HF	("DIM Y") NON-HF
24 AWG	92.8	92.8
26 AWG	87.5	85.1
28 AWG	81.5	79.1
30 AWG	77.9	74.3



**PEND RADIUS  
TOP VIEW OF CONNECTOR**

**WIRING LIST (SEE NOTE 6)**

END P1		END P2	
POSITION	SYMBOL	POSITION	SYMBOL
D9	GROUND	B9	GROUND
D8	Tx2-	B8	Rx2-
D7	Tx2+	B7	Rx2+
D6	GROUND	B6	GROUND
D5	Tx0-	B5	Rx0-
D4	Tx0+	B4	Rx0+
D3	GROUND	B3	GROUND
D2	Vman	B2	ModPrsL
D1	Vact	B1	Vact
C1	SCL	A1	Reserved
C2	SDA	A2	IntL
C3	GROUND	A3	GROUND
C4	Tx1+	A4	Rx1+
C5	Tx1-	A5	Rx1-
C6	GROUND	A6	GROUND
C7	Tx3+	A7	Rx3+
C8	Tx3-	A8	Rx3-
C9	GROUND	A9	GROUND
B9	GROUND	D9	GROUND
B8	Rx2-	D8	Tx2-
B7	Rx2+	D7	Tx2+
B6	GROUND	D6	GROUND
B5	Rx0-	D5	Tx0-
B4	Rx0+	D4	Tx0+
B3	GROUND	D3	GROUND
B2	ModPrsL	D2	Vman
B1	Vact	D1	Vact
A1	Reserved	C1	SCL
A2	IntL	C2	SDA
A3	GROUND	C3	GROUND
A4	Rx1+	C4	Tx1+
A5	Rx1-	C5	Tx1-
A6	GROUND	C6	GROUND
A7	Rx3+	C7	Tx3+
A8	Rx3-	C8	Tx3-
A9	GROUND	C9	GROUND

SHIELD-----SHIELD

dr	Deborah Ingram	2010/05/07	projection	mm	size	A3	scale	1:2		
eng	Tom Feng	2015/08/12		← →	ecn no	ELX-N-21649-1	rel level	Released		
chr	-	-								
appr	Frank Mao	2015/08/12	product family	C&A						
			FINAL ASSEMBLY (PASSIVE)			dwg no		10112041	rev	D
www.fci.com			cat. no.			Product - Customer Drw			sheet 2 of 5	



Copyright FCI.

PART NUMBER (NON-HALOGEN FREE) SEE NOTE 12 AND 16	"DIM L" LENGTH (Meters)	"DIM M" (mm)	AWG
10112041-2005LF	0.5	17.3	30
10112041-2010LF	1.0	17.3	30
10112041-2015LF	1.5	17.3	30
10112041-2020LF	2.0	17.3	30
10112041-2025LF	2.5	17.3	30
10112041-2030LF	3.0	17.3	30
10112041-2040LF	4.0	17.3	30
10112041-3010LF	1.0	17.3	28
10112041-3015LF	1.5	17.3	28
10112041-3020LF	2.0	17.3	28
10112041-3025LF	2.5	17.3	28
10112041-3030LF	3.0	17.3	28
10112041-3035LF	3.5	17.3	28
10112041-3040LF	4.0	17.3	28
10112041-3045LF	4.5	17.3	28
10112041-3050LF	5.0	17.3	28
10112041-3060LF	6.0	17.3	28
10112041-3065LF			
ONLY FOR CUSTOMER SPECIAL APPLIACATION, NOT STD OFFERING FOR THIS LENGTH	6.5	17.3	28
10112041-4020LF	2.0	20.1	26
10112041-4025LF	2.5	20.1	26
10112041-4030LF	3.0	20.1	26
10112041-4035LF	3.5	20.1	26
10112041-4040LF	4.0	20.1	26
10112041-4045LF	4.5	20.1	26
10112041-4050LF	5.0	20.1	26
10112041-4055LF	5.5	20.1	26
10112041-4060LF	6.0	20.1	26
10112041-4065LF	6.5	20.1	26
10112041-4070LF	7.0	20.1	26
10112041-4080LF	8.0	20.1	26

PART NUMBER (NON- HALOGEN FREE) SEE NOTE 12 AND 16	"DIM L" LENGTH (Meters)	"DIM M" (mm)	AWG
10112041-5030LF	3.0	20.1	24
10112041-5035LF	3.5	20.1	24
10112041-5040LF	4.0	20.1	24
10112041-5045LF	4.5	20.1	24
10112041-5050LF	5.0	20.1	24
10112041-5055LF	5.5	20.1	24
10112041-5060LF	6.0	20.1	24
10112041-5065LF	6.5	20.1	24
10112041-5070LF	7.0	20.1	24
10112041-5075LF	7.5	20.1	24
10112041-5080LF	8.0	20.1	24
10112041-5085LF	8.5	20.1	24
10112041-5090LF	9.0	20.1	24
10112041-5095LF	9.5	20.1	24
10112041-5100LF	10.0	20.1	24

**NON-HALOGEN FREE CABLE ASSEMBLY PART NUMBERS**



Copyright FCI.

dr	Deborah Ingram	2010/05/07			size	A3	scale	1:2
eng	Tom Feng	2015/08/12			ecn no	ELX-N-21649-1		
chr	-	-			rel level	Released		
appr	Frank Mao	2015/08/12			product family	C&A		
		FINAL ASSEMBLY (PASSIVE) MSAS HD 4X ASSEMBLY (3Gb/s - 6Gb/s)			dwg no 10112041	rev D		
www.fci.com		cat. no.	-	Product - Customer Drw		sheet 3 of 5		

PART NUMBER (HALOGEN FREE) SEE NOTE 11 AND 16	"DIM L" LENGTH (Meters)	"DIM M" (mm)	AWG
10112041-2005HLF	0.5	17.3	30
10112041-2010HLF	1.0	17.3	30
10112041-2015HLF	1.5	17.3	30
10112041-2020HLF	2.0	17.3	30
10112041-2025HLF	2.5	17.3	30
10112041-2030HLF	3.0	17.3	30
10112041-2040HLF	4.0	17.3	30
10112041-3010HLF	1.0	17.3	28
10112041-3015HLF	1.5	17.3	28
10112041-3020HLF	2.0	17.3	28
10112041-3025HLF	2.5	17.3	28
10112041-3030HLF	3.0	17.3	28
10112041-3035HLF	3.5	17.3	28
10112041-3040HLF	4.0	17.3	28
10112041-3045HLF	4.5	17.3	28
10112041-3050HLF	5.0	17.3	28
10112041-3060HLF	6.0	17.3	28
10112041-4020HLF	2.0	20.1	26
10112041-4025HLF	2.5	20.1	26
10112041-4030HLF	3.0	20.1	26
10112041-4035HLF	3.5	20.1	26
10112041-4040HLF	4.0	20.1	26
10112041-4045HLF	4.5	20.1	26
10112041-4050HLF	5.0	20.1	26
10112041-4055HLF	5.5	20.1	26
10112041-4060HLF	6.0	20.1	26
10112041-4065HLF	6.5	20.1	26
10112041-4070HLF	7.0	20.1	26
10112041-4080HLF	8.0	20.1	26

PART NUMBER (HALOGEN FREE) SEE NOTE 11 AND 16	"DIM L" LENGTH (Meters)	"DIM M" (mm)	AWG
10112041-5030HLF	3.0	20.1	24
10112041-5035HLF	3.5	20.1	24
10112041-5040HLF	4.0	20.1	24
10112041-5045HLF	4.5	20.1	24
10112041-5050HLF	5.0	20.1	24
10112041-5055HLF	5.5	20.1	24
10112041-5060HLF	6.0	20.1	24
10112041-5065HLF	6.5	20.1	24
10112041-5070HLF	7.0	20.1	24
10112041-5075HLF	7.5	20.1	24
10112041-5080HLF	8.0	20.1	24
10112041-5085HLF	8.5	20.1	24
10112041-5090HLF	9.0	20.1	24
10112041-5095HLF	9.5	20.1	24
10112041-5100HLF	10.0	20.1	24

### HALOGEN FREE CABLE ASSEMBLY PART NUMBERS



Copyright FCI.

dr	Deborah Ingram	2010/05/07	projection 	mm 	size	A3	scale	1:2
eng	Tom Feng	2015/08/12			ecn no	ELX-N-21649-1		
chr	-	-			rel level	Released		
appr	Frank Mao	2015/08/12	product family	C&A		rel level	Released	
		FINAL ASSEMBLY (PASSIVE) MSAS HD 4X ASSEMBLY (3Gb/s - 6Gb/s)			dwg no 10112041	rev D		
www.fci.com	cat. no.	-	Product - Customer Drw		sheet 4 of 5			

PRODUCT NUMBER	DESCRIPTION	NOTES
10112041-XXXXLF	NON-HF	SEE SHT. 3
10112041-XXXXHLF	HALOGEN FREE (H)	SEE SHT. 4

NOTES CONTINUED:


-  15. EEPROM INFORMATION REFER TO FCI LATEST PRODUCT SPEC. GS-12-651.
-  16. CABLE IS OPTIONAL, WHICH HAD BEEN QUALIFIED BY FCI AND MEET FCI PRODUCT SPEC. GS-12-651.


NOTES:

1 - MATERIAL:  
 BACK SHELLS: ZINC ALLOY/ COPPER UNDERPLATE/ NICKEL OVERPLATE  
 PULL TAB: THERMOPLASTIC POLYMER  
 LATCH : STAINLESS STEEL  
 FERRULE: BRASS  
 EMI SKIRT: STAINLESS STEEL  
 LOCTITE  
 PADDLE CARD: PRINTED CIRCUIT SUBSTRATE  
 HEAT SHRINK TUBE: HIGH POLYMER

 2 - THIS PRODUCT MEETS THE RESTRICTION OF HAZARDOUS SUBSTANCES IN ELECTRICAL AND ELECTRONIC EQUIPMENT (ROHS) DIRECTIVE (2011/65/EU)

 3. THIS DIMENSION IS A FINISHED PRODUCT LENGTH.

 4- UNLESS OTHERWISE SPECIFIED ASSEMBLED LENGTH TOLERANCE IS TO BE:  
 "DIM L" < 1 METER = ±25mm  
 "DIM L" 1 METER TO 10 METERS = ± 2% OF "DIM L"  
 "DIM L" > 10 METERS = +0.00/-4% OF "DIM L"

 5- LABEL DETAILS:  
 MANUFACTURER CODE OR NAME COUNTRY OF ORIGIN  
 FCI P/N  
 FCI CUSTOMER DRAWING REVISION  
 FCI SERIAL NUMBER  
 BAR CODE OF SERIAL NUMBER

FONT SHALL BE CLEARLY VISIBLE AND BLACK IN COLOR.

 6- ALL CABLE ASSEMBLIES SHALL BE 100% TESTED FOR CONTINUITY AS DEFINED IN WIRING LIST.

 7. PLACE A CABLE TIE EVERY 0.5 METER ON ALL ASSEMBLIES, UNLESS OTHERWISE SPECIFIED. IN CASE OF 0.5 METER CABLE ASSEMBLY, CABLE TIE IS TO BE APPLIED AT THE MIDWAY POINT.

8 - OTHER TESTING PERFORMED AS REQUIRED BY PRODUCT SPECIFICATION: GS-12-651.

 9 - PACKAGING OF LEAD FREE PRODUCTS MEETS LABELING AND PACKAGING PER SPECIFICATION GS-14-920. PACKAGE CABLE ASSEMBLIES PER GS-14-1272. DUST COVERS ARE TO BE ASSEMBLED PRIOR TO PACKAGING. FCI PACKAGE TRACKING BAG LABEL IS ONLY FOR REFERENCE.

10. A "△" SYMBOL WILL BE NEXT TO ANY DIMENSION, VIEW, OR NOTE WHICH HAS BEEN MODIFIED WITH THE CURRENT DRAWING REVISION. THE CURRENT REVISION WILL BE SHOWN IN THE SYMBOL.

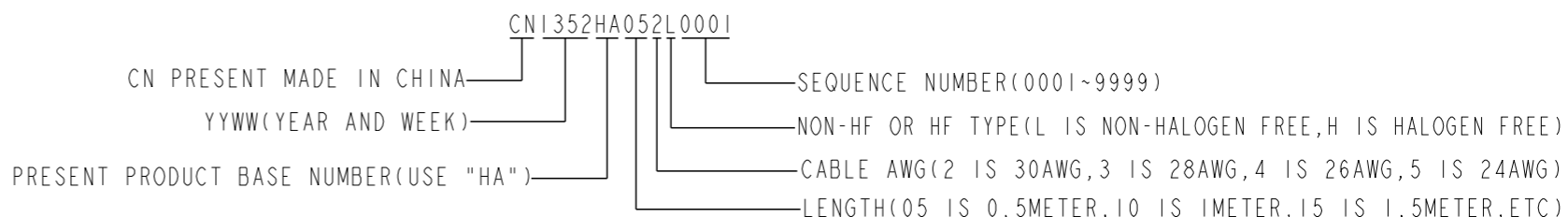
 11. "H" PRODUCT NUMBERS DESIGNATE THE USE OF HALOGEN FREE RAW CABLE.

 12. HALOGEN FREE RAW CABLE CAN BE USED AS A SUBSTITUTE ON NON-HF PRODUCT NUMBERS.

13. MEETS ELECTRICAL REQUIREMENTS OF SAS 2.1.

14. MATES WITH SERIES: 10112626 or 10112627 or 10112628

FCI SERIAL NUMBER IS ONLY USED FOR TRACKING PRODUCT,DETAIL IS AS BELOW :



CABLE LABEL EXAMPLE:



dr	Deborah Ingram	2010/05/07	projection	mm	size	A3	scale	1:2
eng	Tom Feng	2015/08/12			ecn no	ELX-N-21649-1		
chr	-	-	product family	C&A	rel level	Released		
appr	Frank Mao	2015/08/12			www.fci.com	cat. no.	-	Product - Customer Drw
FCI			FINAL ASSEMBLY (PASSIVE)		dwg no	10112041		rev
			MSAS HD 4X ASSEMBLY (3Gb/s - 6Gb/s)				D	