



18 Watt Fixed Pin Qualcomm® Quick Charge™ 3.0 Adapter



Features

- Limited Power Source (LPS)
- Class B EMI
- OVP, OCP and Short Circuit Protection
- DOE Level VI, CoC V5 Tier 2

Applications

- Smartphones
- Tablets
- Personal Communication Devices

Mechanical Characteristics

- Length: 45mm (1.77in)
- Width: 45mm (1.77in)
- Height: 27mm (1.06in)
- Weight: 53.5g (1.88oz)

Output Specifications

Model	Prong Style	DC Output Voltage	Current Rating	Ripple ⁽¹⁾ P-P (max.)	Case Color
AQ18A-308A-H	US	3.6V-12V	3A@3.6V-6V or 18W@6.2V-12V	180mV	Black
AQ18A-308AW-H	US	3.6V-12V	3A@3.6V-6V or 18W@6.2V-12V	180mV	White
AQ18E-308A-H	EU	3.6V-12V	3A@3.6V-6V or 18W@6.2V-12V	180mV	Black
AQ18E-308AW-H	EU	3.6V-12V	3A@3.6V-6V or 18W@6.2V-12V	180mV	White
AQ18H-308A-H	Korea	3.6V-12V	3A@3.6V-6V or 18W@6.2V-12V	180mV	Black
AQ18H-308AW-H	Korea	3.6V-12V	3A@3.6V-6V or 18W@6.2V-12V	180mV	White
AQ18K-308A-H	UK	3.6V-12V	3A@3.6V-6V or 18W@6.2V-12V	180mV	Black
AQ18K-308AW-H	UK	3.6V-12V	3A@3.6V-6V or 18W@6.2V-12V	180mV	White

Notes (1) Measurements shall be made with an oscilloscope with 20mHz bandwidth. Outputs should be bypassed at a connector with a 0.1uF ceramic capacitor.

Phihong is not responsible for any error, and reserves the right to make changes without notice. Please visit our website at www.phihong.com for the most up-to-date specifications and contact information.

Input:**AC Input Voltage Rating**

100 to 240V AC

AC Input Voltage Range

90 to 264V AC

AC Input Frequency

47 to 63Hz

Input Current

0.5A (RMS) maximum

Leakage Current

20uA Max.

Inrush Current

<60A(max) @25°C, cold start

Input Power Saving

<75mW@115V AC/230V AC

Output:**Efficiency**

DOE Level VI

CoC V5 Tier 2

Environmental:**Temperature**

Operation -5 to +45°C

Non-operation -40 to +85°C

Humidity 0 to 90%

Emissions

Complies with FCC Class B

Complies with EN55032 Class B

Immunity

EN61000-4-1 (Contact: ±8KV, Air:±15KV)

EN61000-4-3 Level 2

EN61000-4-4 Level 2

EN61000-4-5 (Line to neutral: ±1KV)

EN61000-4-6 Level 2

EN61000-4-11

EN61000-3-2

EN61000-3-3

Hold-up Time

>5mS @max load. 115V AC/60Hz

Over Voltage Protection

7.8V

Output Current Protection

Output current shall not exceed 3.6A

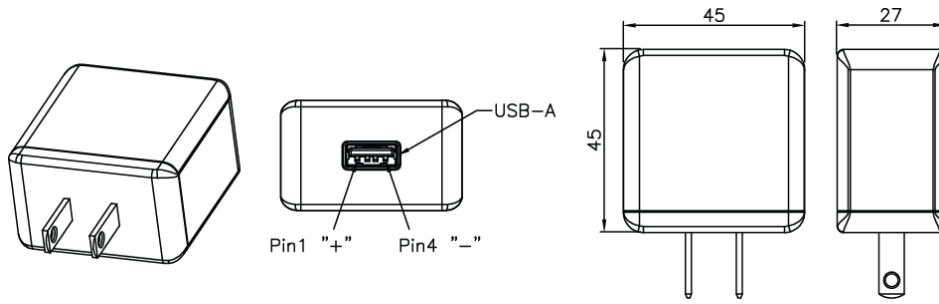
Short-Circuit Protection

Output can be shorted permanently without damage

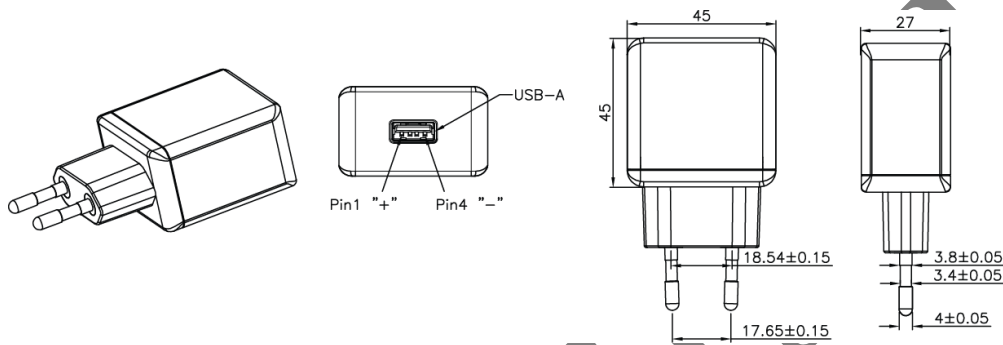
Dielectric Withstand (Hi-pot) TestPrimary to Secondary: 3000V AC for 1 min.,
10mA**DC Output Connector**

USB-A

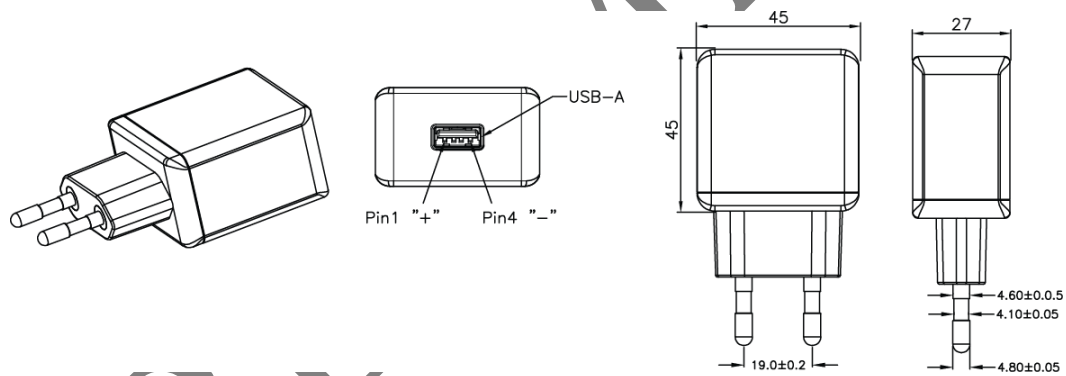
AQ18A-308A-H Dimension Diagram Unit: mm



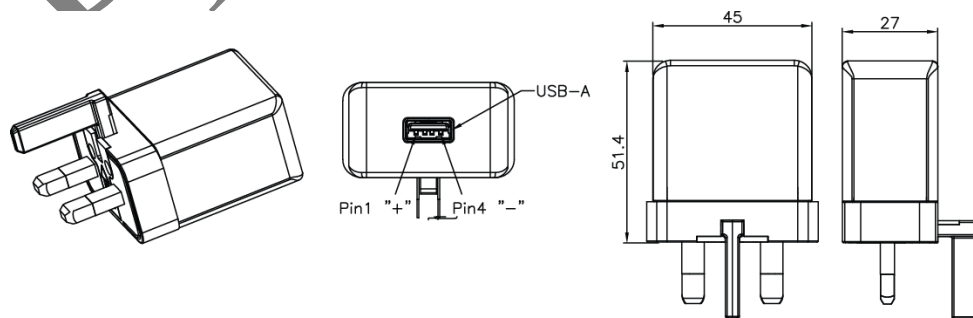
AQ18E-308A-H Dimension Diagram Unit: mm



AQ18H-308A-H Dimension Diagram Unit: mm



AQ18K-308A-H Dimension Diagram Unit: mm



**Supplier's Declaration of Conformity
47 CFR § 2.1077 Compliance Information**

Models: AQ18A-308A-H and AQ18A-308AW-H

Phihong USA Corporation
47800 Fremont Boulevard
Fremont, CA 94538
Telephone: (510) 445-0100
www.phihong.com

The models in this product series have been tested and found to comply with the limits for a Class B digital device, pursuant to part 15 of the FCC Rules. These limits are designed to provide reasonable protection against harmful interference in a residential installation. This equipment generates, uses and can radiate radio frequency energy and, if not installed and used in accordance with the instructions, may cause harmful interference to radio communications. However, there is no guarantee that interference will not occur in a particular installation. If this equipment does cause harmful interference to radio or television reception, which can be determined by turning the equipment off and on, the user is encouraged to try to correct the interference by one or more of the following measures:

- Reorient or relocate the receiving antenna.
- Increase the separation between the equipment and receiver.
- Connect the equipment into an outlet on a circuit different from that to which the receiver is connected.
- Consult the dealer or an experienced radio/TV technician for help.

Changes or modifications to equipment not expressly approved by PHIHONG could void the user's authority to operate the equipment.