



Series 0625 Pin-Line™ Header w/Screw Machine Contacts

FEATURES


- Available in either Screw Machine or Coined Contacts in a Variety of Styles
- Header can be Cut to the Desired Number of Positions with “break” Feature
- Side-to-side and End-to-end Stackable

GENERAL SPECIFICATIONS

- **BODY MATERIAL:** Black UL 94V-0 Glass-filled 4/6 Nylon
- **FORK AND POST CONTACTS:** Brass 360 1/2-hard per UNS C36000 ASTM B16/B16M-05
- **SOLDER CUP CONTACTS:** Phosphor Bronze per 544 UNS C54400 ASTM B139-01
- **CONTACT PLATING:** 10µ [0.25µ] min. Au per MIL-G-45204 –OR– 200µ [5.08µ] min. 93/7 Sn/Pb per ASTM B545 –OR– 200µ [5.08µ] min. Sn per ASTM B545 Type 1 over 100µ [2.54µ] min. Ni per SAE AMS-QQ-N-290B
- **CONTACT CURRENT RATING:** 2 amps (3 amps for Pin Style 5)
- **OPERATING TEMPERATURE:** -67°F to 221°F [-55°C to 105°C] for Sn and Sn/Pb plating; -67°F to 257°F [-55°C to 125°C] for Au plating
- **ACCEPTS LEADS:** up to 0.035 [0.89] dia.

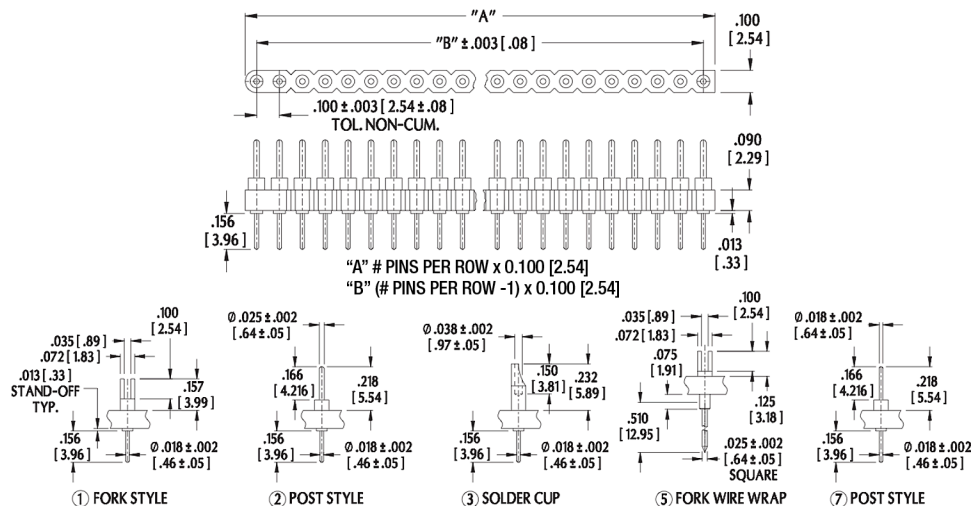
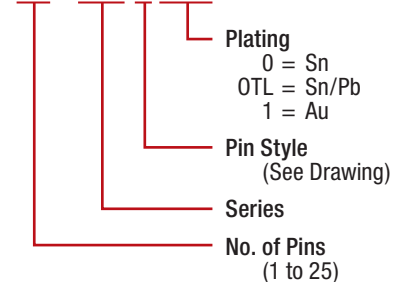
MOUNTING CONSIDERATIONS

- **SUGGESTED PCB HOLE SIZE:** 0.028 ±0.002 [0.71 ±0.05] dia.



ORDERING INFORMATION

XX-0625-X XXX



ALL DIMENSIONS: INCHES [MILLIMETERS]
ALL TOLERANCES: ±0.005 [0.13] UNLESS OTHERWISE SPECIFIED
FOR COINED CONTACTS, SEE [DATA SHEET 12034](#)
CONSULT FACTORY FOR OTHER SIZES AND CONFIGURATIONS

CUSTOMIZATION: ARIES SPECIALIZES IN CUSTOM DESIGN AND PRODUCTION.
SPECIAL MATERIALS, PLATINGS, SIZES, AND CONFIGURATIONS CAN BE
FURNISHED, DEPENDING ON QUANTITY.

ARIES RESERVES THE RIGHT TO CHANGE PRODUCT GENERAL SPECIFICATIONS
WITHOUT NOTICE

PRINTOUTS OF THIS DOCUMENT MAY BE OUT-OF-DATE AND SHOULD BE
CONSIDERED UNCONTROLLED



ARIES
ELECTRONICS, INC.

2609 Bartram Road • Bristol, PA 19007-6810 USA
TEL 215-781-9956 • FAX 215-781-9845
WWW.ARIESELEC.COM • INFO@ARIESELEC.COM



12036
Rev. 5.1
1 of 1