

NIC66H26A02AA0	7	4-208972-1
NIC66H20A08AA1	7	4-208972-0
NIC66H52A03AA0	7	3-208972-9
NIC66H21A06AA0	7	3-208972-8
NIC66H21A03AA0	7	3-208972-7
NIC66H20A00AA0	7	3-208972-5
NIC66H26A00AA1	7	3-208972-4
-	-	3-208972-3
NIC66H23A00CB1	7	3-208972-2
NIC66HN20A00AA0	8	3-208972-1
NIC66H52A00AA0	7	3-208972-0
NIC66H54A01AA1	7	2-208972-9
NIC66H20A AA0	7	2-208972-8
-	-	2-208972-7
-	-	2-208972-6
NIC66H53A01AA0	7	2-208972-5
NIC66H51A00AA0	7	2-208972-4
NIC66H23A02AA0	7	2-208972-3
NIC66H26A01SA1	7	2-208972-2
NIC66H23A05AA0	7	2-208972-1
NIC66H22A13AA0	7	2-208972-0
-	-	1-208972-9
NIC66H23A01CB1	7	1-208972-8
-	-	1-208972-7
NIC66H21A00AA0	7	1-208972-6
NIC66H26A01AA0	7	1-208972-5
NIC66H21A02AA0	7	1-208972-4
NIC66H26A01AA1	7	1-208972-3
NIC66H21A02AA1	7	1-208972-2
NIC66H21A14AA0	7	1-208972-1
NIC66H25A01AA1	7	1-208972-0
NIC66H25A01AA0	7	208972-9
NIC66H22A01AA1	7	208972-8
NIC66H23A01AA1	7	208972-7
-	-	208972-6
NIC66H23A01AA0	7	208972-5
-	-	208972-4
-	-	208972-3
NIC66H21A01AA1	7	208972-2
NIC66H21A01AA0	7	208972-1

- CONNECTOR DIMENSIONS ARE PER ARINC 600 SPECIFICATION
- KEYING SHOWN IN POSITION "01" FOR REFERENCE ONLY. CONNECTOR SHIPPED WITH KEYING PER ORDERING INSTRUCTIONS. FOR POSITION "00" KEYING SHIPPED UNASSEMBLED.
- FOR SHIPMENT CONTACTS (IF ORDERED) ARE INCLUDED IN A CONTAINER WITHIN THE CONNECTOR PACKAGE. COAX CONTACTS ARE NOT SUPPLIED AND MUST BE ORDERED SEPARATELY.
- SPECIAL WITH INSERTS 150/71C1/34 STANDARD MOUNTING. ALL CONTACTS ORDERED SEPARATELY. KEYED TO POSITION 01
- PRELIMINARY PART NUMBER, NOT RELEASED FOR PRODUCTION
- SEE SHEET 2 FOR INSERT ARRANGEMENTS
- CHEMICAL CONVERSION COATING PER MIL-C-5541, CLASS 1A
- ELECTROLESS NICKEL PER MIL-C-26074, CLASS 3 OR 4, GRADE B

COMPONENT	MATERIAL	FINISH
SHELL	DIE CAST ALUMINUM PER ASTM-B-85	SEE PART NUMBER TABLE
RETENTION PLATES	ALUMINUM ALLOY PER ASTM-B-209	SEE PART NUMBER TABLE
SCREWS AND LOCKWASHERS	STEEL OR STAINLESS STEEL	CHROMATE OVER ZINC OR PASSIVATED
POLARIZING POSTS	ZINC ALLOY PER ASTM-B-86	ELECTROLESS NICKEL PER MIL-C-26074 CLASS 4, GRADE B
INSERTS	THERMOSET	-
FILLER PLUG	TEFLON	-
POLARIZING POST RETAINING PLATE	ALUMINUM ALLOY PER ASTM-B-209	BLUE ANODIZED PER MIL-A-8625

THIS DRAWING IS A CONTROLLED DOCUMENT.

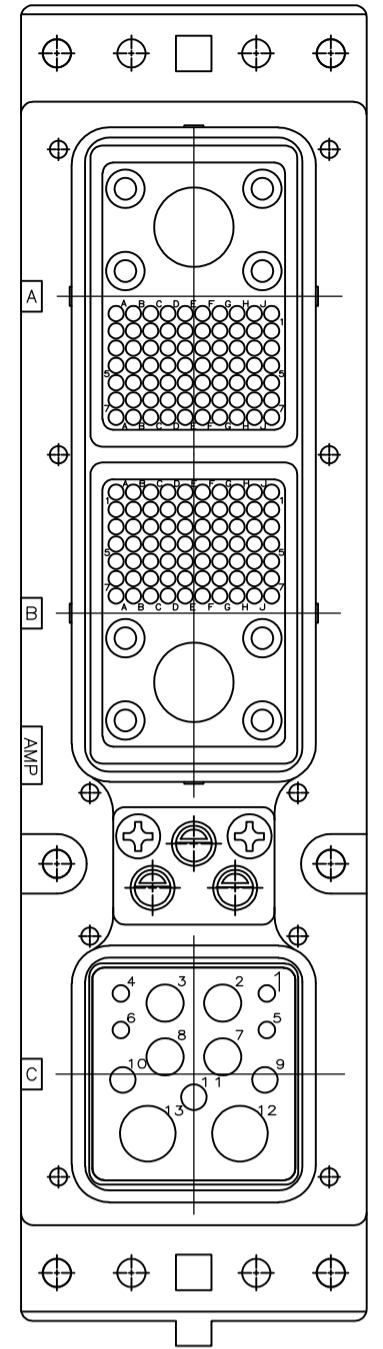
DIMENSIONS: INCHES. TOLERANCES UNLESS OTHERWISE SPECIFIED:

0 PLC	± .005
1 PLC	± .004
2 PLC	± .003
3 PLC	± .002
4 PLC	± .001
ANGLES	± .001

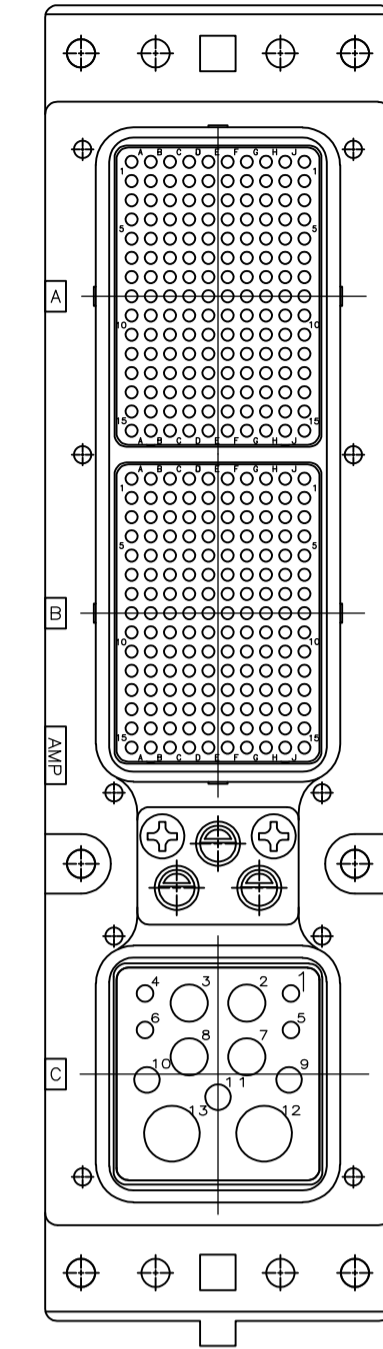
MATERIAL SEE TABLE. FINISH SEE TABLE.

THIS DRAWING IS A CONTROLLED DOCUMENT. DWN C.C.THOMAS 11-27-95. CHK R.GROSS 4-11-96. REV R.GROSS 4-11-96. NAME CONNECTOR ASSY, SIZE 2, CLASS A, PLUG/ARINC 600. APPLICATION SPEC. WEIGHT. SIZE A1. CAGE CODE 00779. DRAWING NO. 208972. RESTRICTED TO REV 1. CUSTOMER DRAWING. SCALE 1:1. SHEET 1 OF 2. REV AG1.

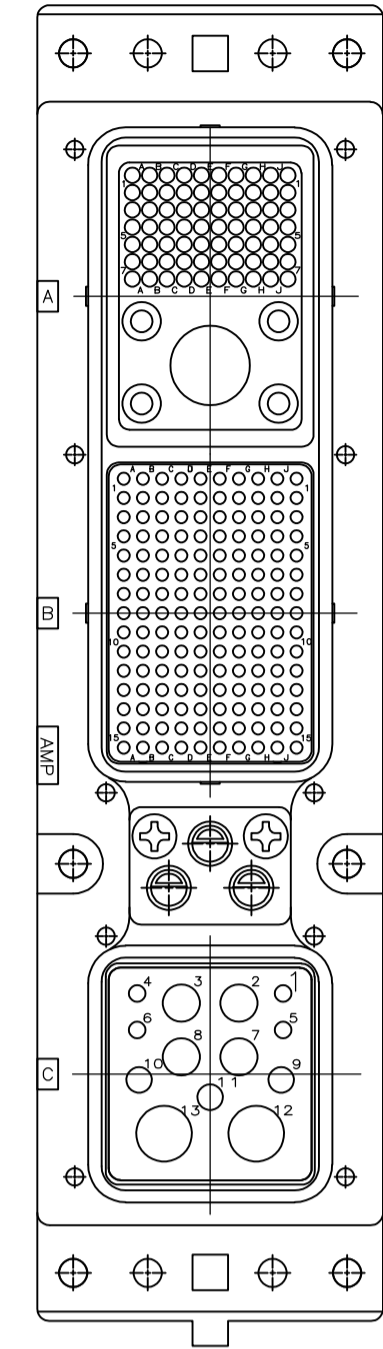
LOC		DIST		REVISIONS				
DF	AO	F	LTR	DESCRIPTION	DATE	DNW	APVD	
-	-	-	-	SEE SHEET 1	-	-	-	



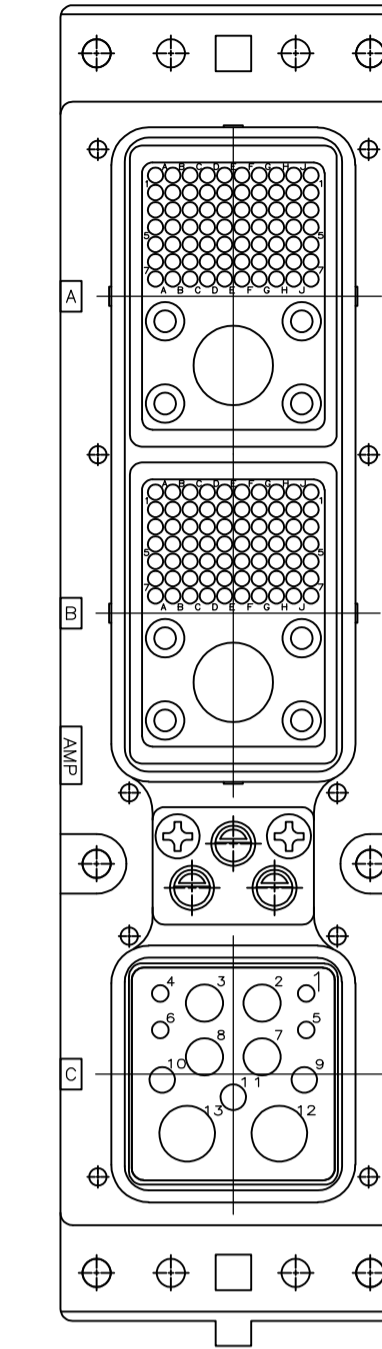
ARRANGEMENT 20
FOR PART NUMBERS
2-208972-8,-31,-35,-40



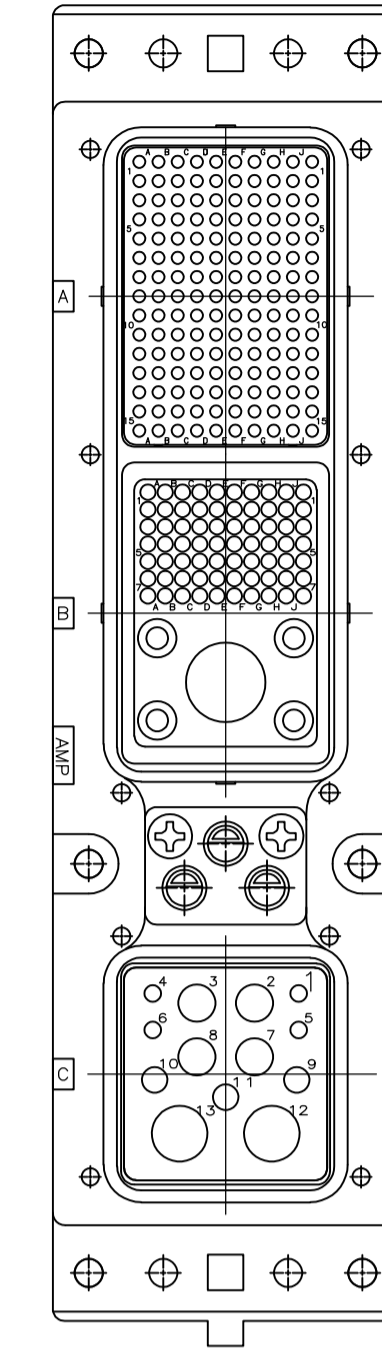
ARRANGEMENT 21
FOR PART NUMBERS
208972-1,-2,-11,-12,-14,-16,-17,-33,-36 & -37



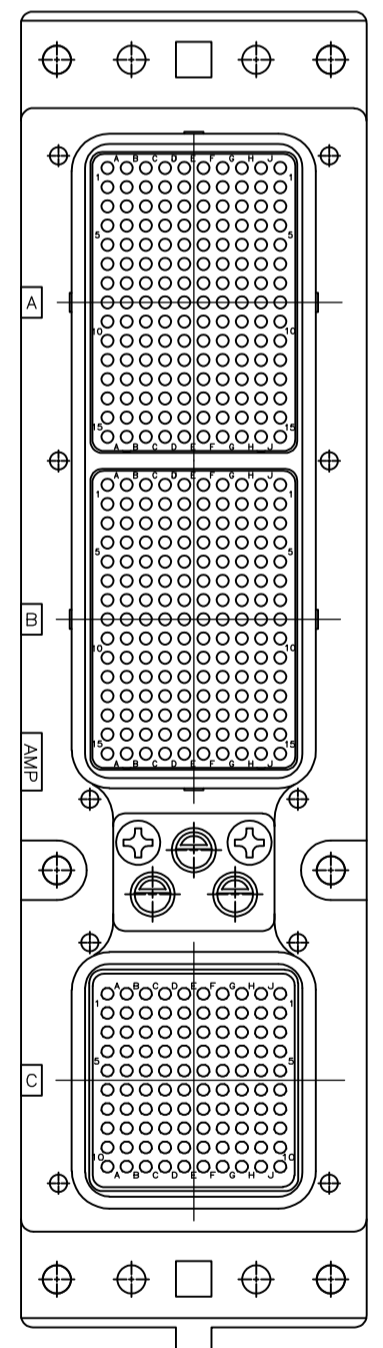
ARRANGEMENT 22
FOR PART NUMBERS
208972-8 & -20



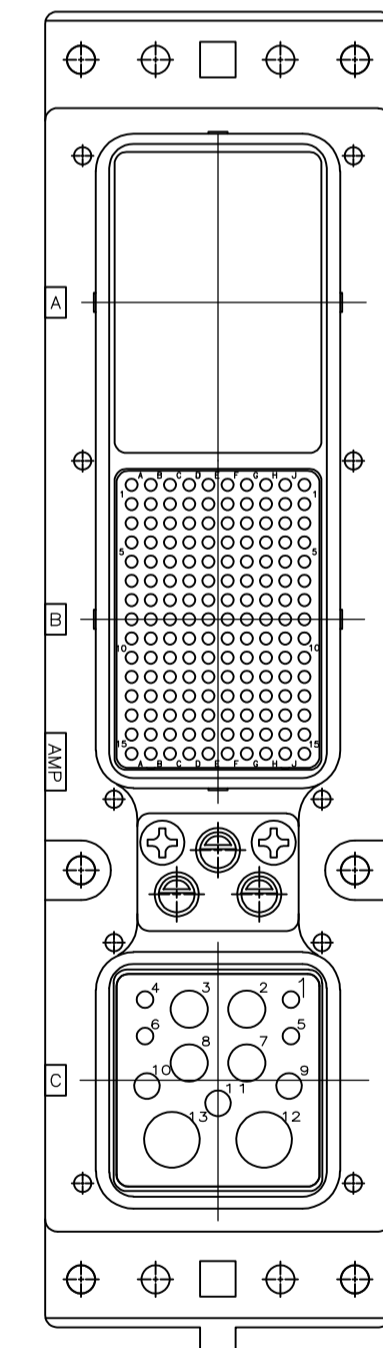
ARRANGEMENT 23
FOR PART NUMBERS
208972-5,-7,-18,-19,-21,-23 & -32



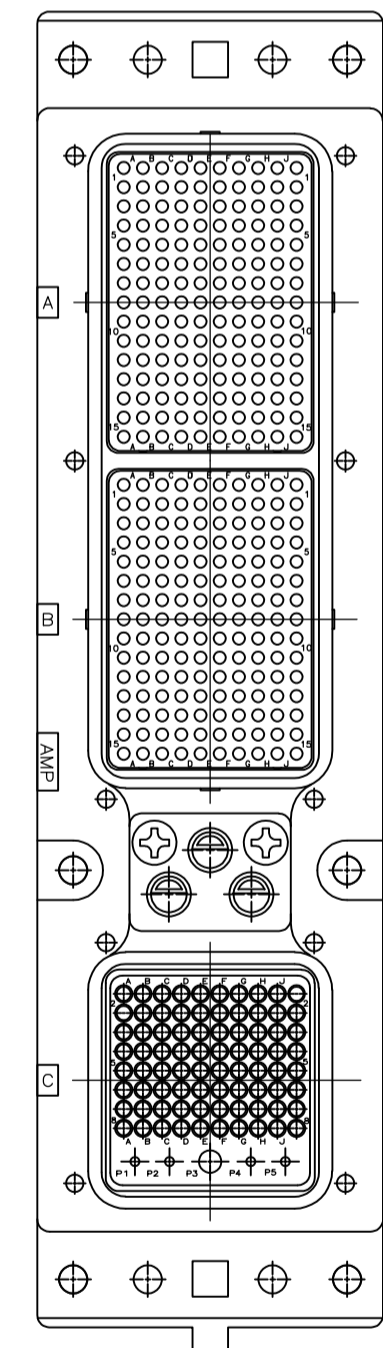
ARRANGEMENT 25
FOR PART NUMBERS
208972-4,-9 & -10



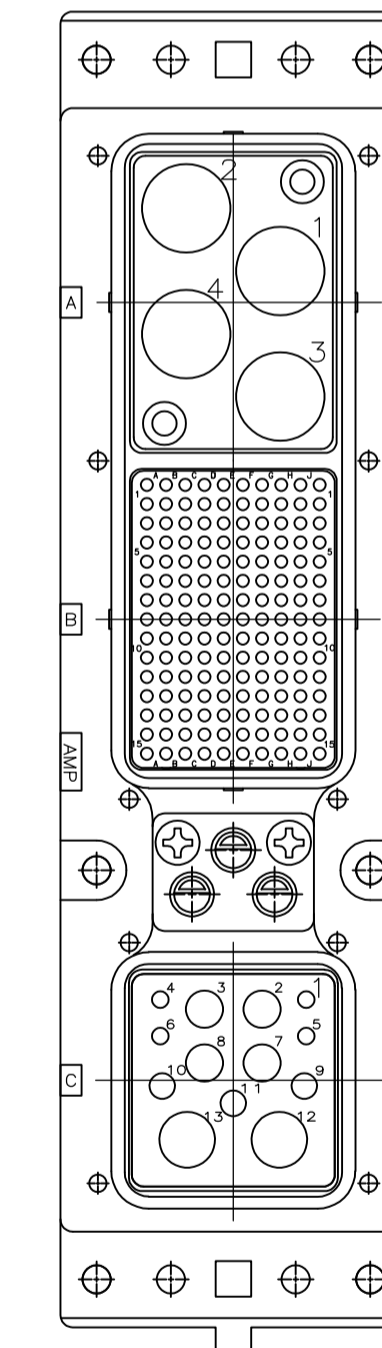
ARRANGEMENT 26
FOR PART NUMBERS
208972-13,-15,-22,-34 & -41



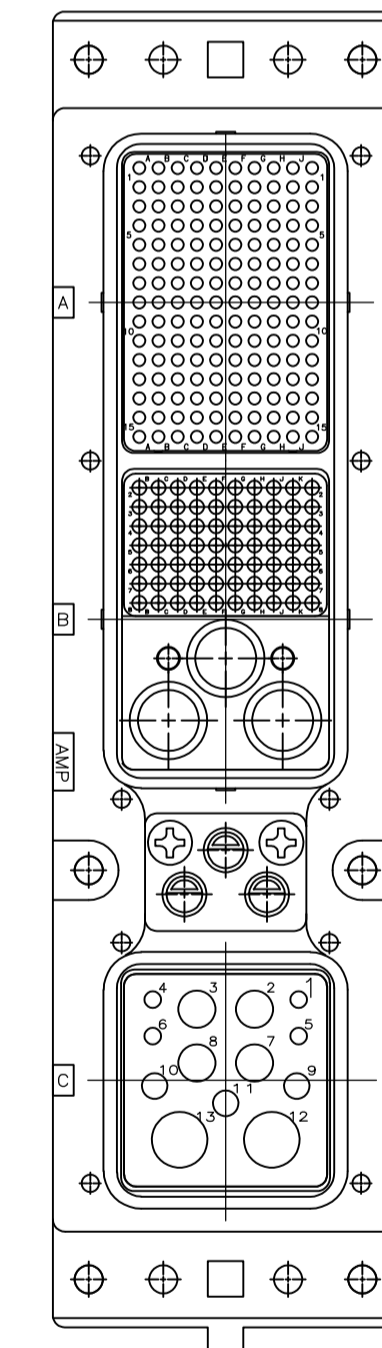
ARRANGEMENT 51
FOR PART NUMBERS
208972-6 & -24



ARRANGEMENT 52
FOR PART NUMBERS
3-208972-0 & -39



ARRANGEMENT 53
FOR PART NUMBERS
2-208972-5 & -26



ARRANGEMENT 54
FOR PART NUMBERS
2-208972-9

THIS DRAWING IS A CONTROLLED DOCUMENT.

DIMENSIONS: INCHES	TOLERANCES UNLESS OTHERWISE SPECIFIED: 0. PLC ± - 1. PLC ± - 2. PLC ± - 3. PLC ± .005 [0.13] 4. PLC ± - ANGLES ± - 90° 90°	DWG C.C.THOMAS 11-27-95	
		CHK R.GROSS 4-11-96	
		APVD R.GROSS 4-11-96	NAME
MATERIAL SEE CALLOUTS	FINISH	WEIGHT	CONNECTOR ASSY, SIZE 2 CLASS A, PLUG, ARINC-600 SIZE CAGE CODE DRAWING NO. RESTRICTED TO A1 00779 C=208972 CUSTOMER DRAWING SCALE 1:1 SHEET 2 OF 2 REV AG1