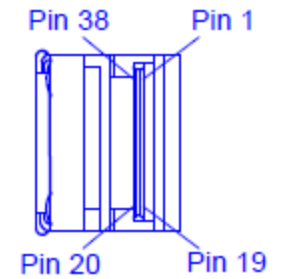
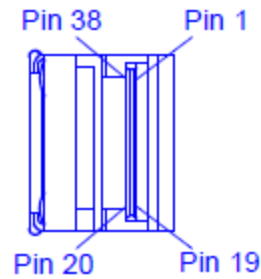
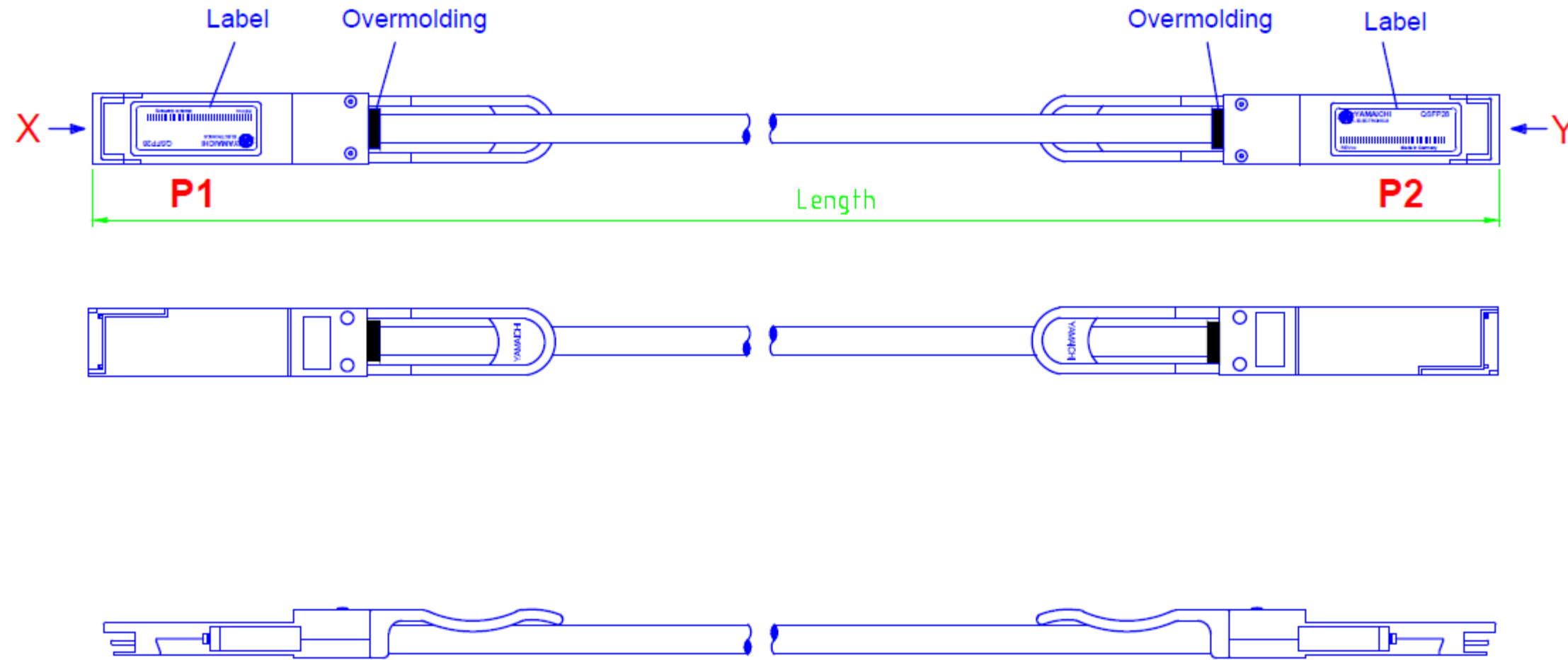


CONFIDENTIAL

REVISION DESCRIPTION		APP.	DRW.	DATE	CHANGE No.
△ X 1	Add 3m, 30AWG option	O.S	K.A	06/09/14	DC14-0030
△ X 3	Add 2m-28AWG, 3m-26AWG, 4m-24AWG option	K.A	O.S	10/01/14	DC14-0055
△ X 1	Change cable option	H.T	O.S	04/06/16	DC16-0025



Part Number	Length (m)	AWG
CAU120-038-D050	0.5 +/-0.04	30
CAU120-038-D100	1.0 +/-0.04	30
CAU120-038-B100	1.0 +/-0.04	26
CAU120-038-D200	2.0 +/-0.06	30
CAU120-038-B200	2.0 +/-0.06	26
CAU120-038-D300	3.0 +/-0.06	30
CAU120-038-B300	3.0 +/-0.06	26
CAU120-038-B400	4.0 +/-0.06	26
CAU120-038-B500	5.0 +/-0.06	26

P1 WIRING TABLE		P2	
GND(TX)	1	20	GND(RX)
TX2n	2	21	RX2n
TX2p	3	22	RX2p
GND(TX)	4	23	GND(RX)
TX4n	5	24	RX4n
TX4p	6	25	RX4p
GND(TX)	7	26	GND(RX)
GND(RX)	13	32	GND(TX)
RX3p	14	33	TX3p
RX3n	15	34	TX3n
GND(RX)	16	35	GND(TX)
RX1p	17	36	TX1p
RX1n	18	37	TX1n
GND(RX)	19	38	GND(TX)
GND(RX)	20	1	GND(TX)
RX2n	21	2	TX2n
RX2p	22	3	TX2p
GND(RX)	23	4	GND(TX)
RX4n	24	5	TX4n
RX4p	25	6	TX4p
GND(RX)	26	7	GND(TX)
GND(TX)	32	13	GND(RX)
TX3p	33	14	RX3p
TX3n	34	15	RX3n
GND(TX)	35	16	GND(RX)
TX1p	36	17	RX1p
TX1n	37	18	RX1n
GND(TX)	38	19	GND(RX)

- Note.
- Material: Backshells - Zinc diecast
Latch - Stainless steel
Pull - Molded Plastic
 - Length: See table
 - Raw cable is UL type CL2 75deg.C
 - Paddle card and all plastic materials of connector acc. UL94V-0

RoHS

SCALE						APP.		CHK.		DRW.		DSGN.		YAMAICHI ELECTRONICS USA INC.	
DIMENTION						mm		04/29/14		04/29/14		04/29/14		CLASS QSFP28 Copper Cable Assembly	
ANGLE PROJ						3rd		K. Abe		O. Shimizu		K. Abe		Part # CAU120-038-xxxx	
														DRW No. YEU-A2473	
														Sheet No. / REV. D	