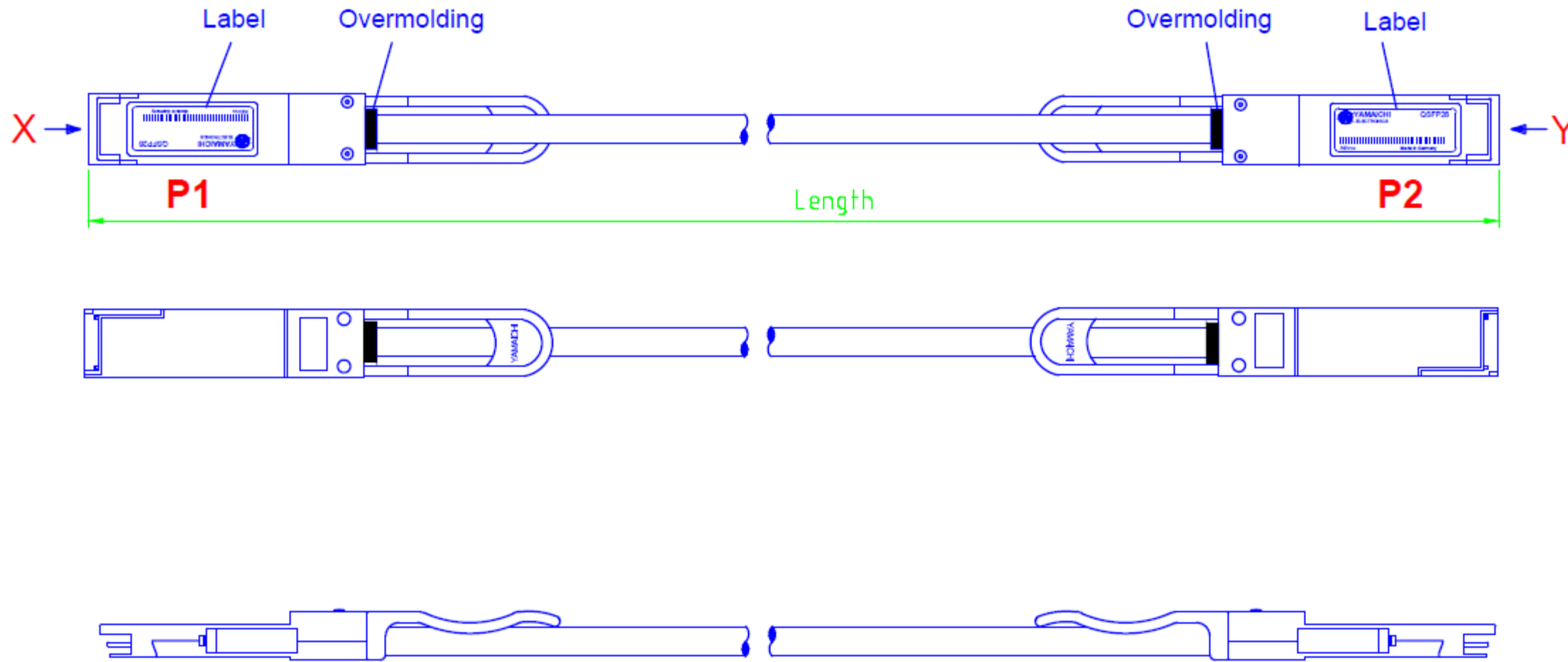
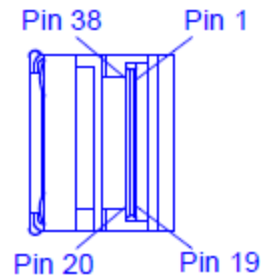


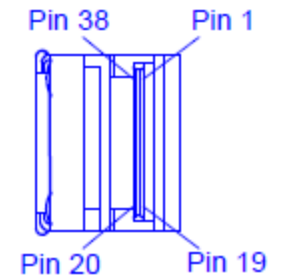
| REVISION DESCRIPTION | | APP. | DRW. | DATE | CHANGE No. |
|----------------------|---|------|------|----------|------------|
| △ X 1 | Add 3m, 30AWG option | O.S | K.A | 06/09/14 | DC14-0030 |
| △ X 3 | Add 2m-28AWG, 3m-26AWG, 4m-24AWG option | K.A | O.S | 10/01/14 | DC14-0055 |
| △ X 1 | Change cable option | H.T | O.S | 04/06/16 | DC16-0025 |



View "X"



View "Y"



△

| Part Number | Length (m) | AWG |
|-----------------|-------------|-----|
| CAU120-038-D050 | 0.5 +/-0.04 | 30 |
| CAU120-038-D100 | 1.0 +/-0.04 | 30 |
| CAU120-038-B100 | 1.0 +/-0.04 | 26 |
| CAU120-038-D200 | 2.0 +/-0.06 | 30 |
| CAU120-038-B200 | 2.0 +/-0.06 | 26 |
| CAU120-038-D300 | 3.0 +/-0.06 | 30 |
| CAU120-038-B300 | 3.0 +/-0.06 | 26 |
| CAU120-038-B400 | 4.0 +/-0.06 | 26 |
| CAU120-038-B500 | 5.0 +/-0.06 | 26 |

| P1 WIRING TABLE | | P2 | |
|-----------------|----|----|---------|
| GND(TX) | 1 | 20 | GND(RX) |
| TX2n | 2 | 21 | RX2n |
| TX2p | 3 | 22 | RX2p |
| GND(TX) | 4 | 23 | GND(RX) |
| TX4n | 5 | 24 | RX4n |
| TX4p | 6 | 25 | RX4p |
| GND(TX) | 7 | 26 | GND(RX) |
| GND(RX) | 13 | 32 | GND(TX) |
| RX3p | 14 | 33 | TX3p |
| RX3n | 15 | 34 | TX3n |
| GND(RX) | 16 | 35 | GND(TX) |
| RX1p | 17 | 36 | TX1p |
| RX1n | 18 | 37 | TX1n |
| GND(RX) | 19 | 38 | GND(TX) |
| GND(RX) | 20 | 1 | GND(TX) |
| RX2n | 21 | 2 | TX2n |
| RX2p | 22 | 3 | TX2p |
| GND(RX) | 23 | 4 | GND(TX) |
| RX4n | 24 | 5 | TX4n |
| RX4p | 25 | 6 | TX4p |
| GND(RX) | 26 | 7 | GND(TX) |
| GND(TX) | 32 | 13 | GND(RX) |
| TX3p | 33 | 14 | RX3p |
| TX3n | 34 | 15 | RX3n |
| GND(TX) | 35 | 16 | GND(RX) |
| TX1p | 36 | 17 | RX1p |
| TX1n | 37 | 18 | RX1n |
| GND(TX) | 38 | 19 | GND(RX) |

- Note.
- Material: Backshells - Zinc diecast
Latch - Stainless steel
Pull - Molded Plastic
 - Length: See table
 - Raw cable is UL type CL2 75deg.C
 - Paddle card and all plastic materials of connector acc. UL94V-0

RoHS

| | | | | | | | | | | | |
|------------|--|--|--|--|--|------------|--|--|--|------------------------------------|--|
| SCALE | | | | | | APP. | | | | YAMAICHI ELECTRONICS USA INC. | |
| DIMENTION | | | | | | APP. | | | | CLASS QSFP28 Copper Cable Assembly | |
| ANGLE PROJ | | | | | | CHK. | | | | Part # CAU120-038-xxxx | |
| 3rd | | | | | | DRW. | | | | DRW No. YEU-A2473 | |
| | | | | | | DSGN. | | | | Sheet No. / | |
| | | | | | | K. Abe | | | | REV. D | |
| | | | | | | O. Shimizu | | | | A3-001 | |
| | | | | | | K. Abe | | | | | |