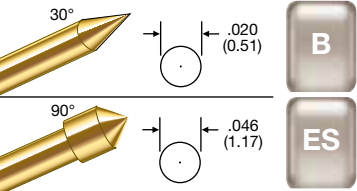


Coax Probes SMB CONNECTOR

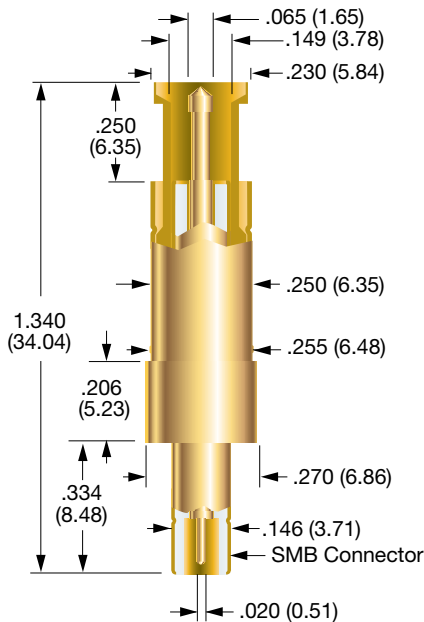
100559 & 100910 SIGNAL PLUNGERS



100559 & 100910 SHIELDING PLUNGERS



100563



PROBE SPECIFICATIONS

Minimum Centers: .300 (7.62)
 Current Rating: 3 amps continuous
 Spring Force:
 Signal Conductor:
 2.3 oz. @ .107 (2.72) travel
 Shielding Plunger:
 5.8 oz. @ .107 (2.72) travel
 Nominal Impedance: 50 Ω
 Maximum Travel: .170 (4.32)
 Working Travel: .107 (2.72)

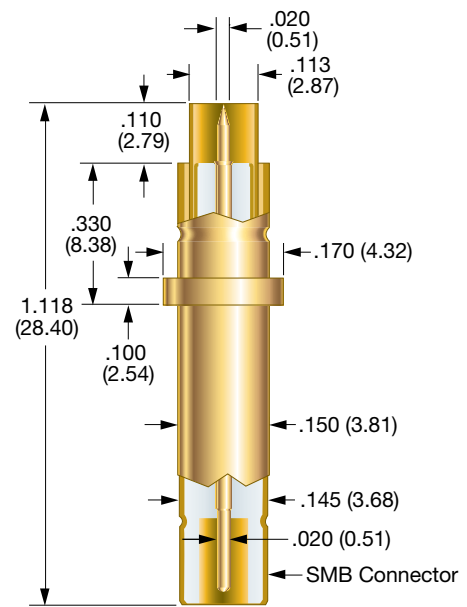
MATERIALS

Barrel: Brass, gold plated
 Spring:
 Signal Conductor:
 Beryllium copper, gold plated
 Shielding Plunger:
 Stainless steel, gold plated
 Shielding Plunger: Brass, gold plated
 Dielectric Insulator: Teflon
 Shielding Tube: Stainless steel, gold plated
 Signal Conductor: 100954

HOW TO ORDER

100563	E
BASE PART NUMBER	SIGNAL PROBE TIP

100559 & 100910



PROBE SPECIFICATIONS

Minimum Centers: .300 (7.62)
 Current Rating: 3 amps continuous
 Spring Force:
 Signal Conductor:
 1.6 oz. @ .070 (1.78) travel: tip B
 2.0 oz. @ .070 (1.78) travel: tip ES
 Shielding Plunger:
 4.3 oz. @ .070 (1.78) travel
 Nominal Impedance: 50 Ω
 Maximum Travel:
 .090 (2.29) for tip B
 .075 (1.91) for tip ES
 Working Travel: .070 (1.78)

MATERIALS

Barrel: Brass, gold plated
 Spring:
 Signal Conductor:
 Beryllium copper, gold plated
 Shielding Plunger:
 Stainless steel, gold plated
 Shielding Plunger:
 Beryllium copper, gold plated
 Dielectric Insulator: Teflon
 Shielding Tube: Brass, gold plated
 Signal Conductor: Series S, Size 00

HOW TO ORDER

100559	B	S
BASE PART NUMBER	SIGNAL PROBE TIP	SHIELDING PLUNGER
100559 WITHOUT FLANGE		S: SERRATED
100910 WITH FLANGE		N: FLAT

Specifications subject to change without notice. Dimensions in inches (millimeters)