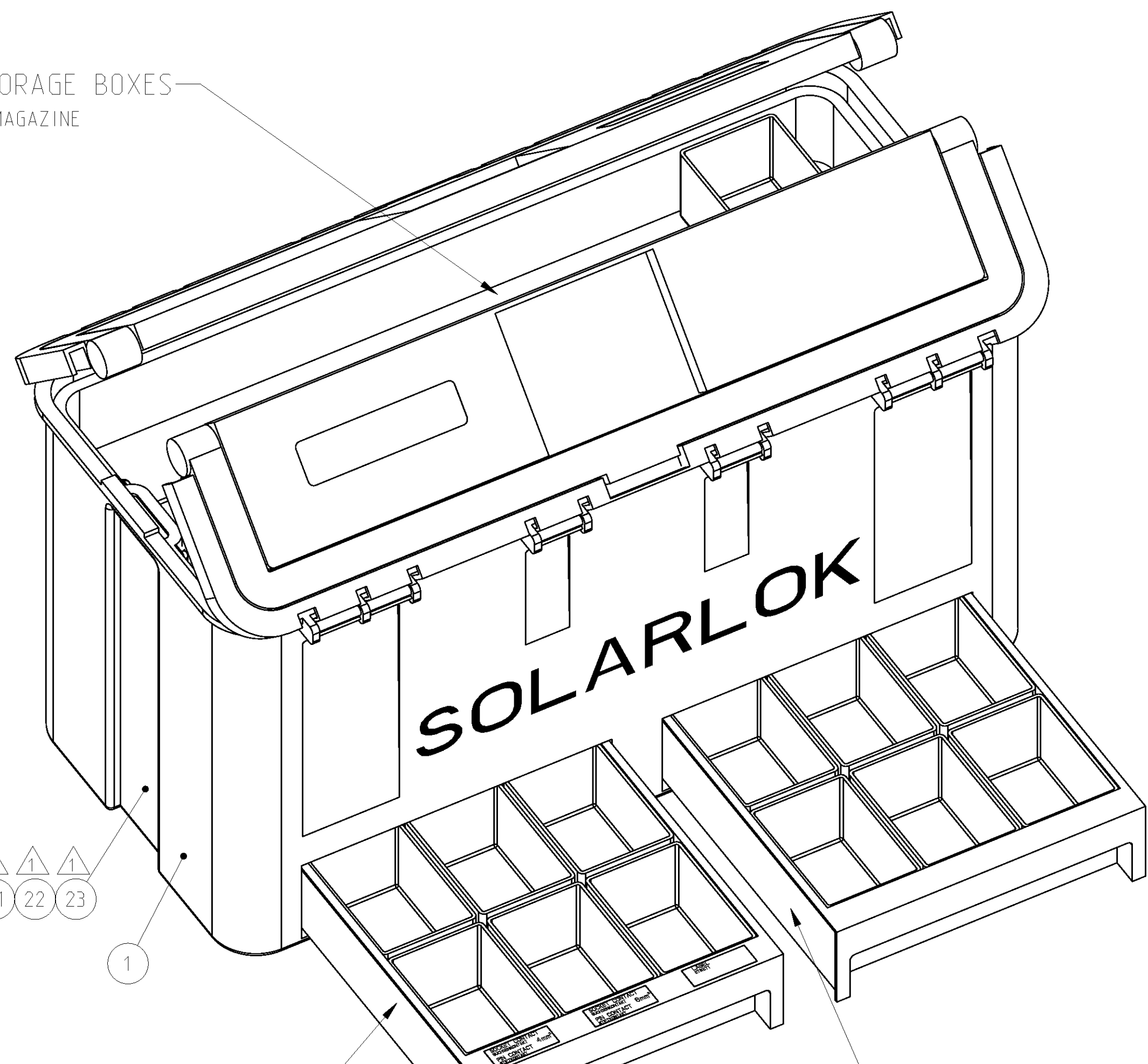


LOC	DIST	REV	DATE	BY	APPV
A1	-	J2	26MAY08	EW	AW
		J3	19DEC09	KK	AEG
		K1	09AUG2010	ER	AW
		L1	23MAR2011	ER	AW

TRAY WITH SMALL PARTS STORAGE BOXES  
KOFFEREINSATZ MIT KLEINTEILEMAGAZINE



- ① ② ③ ④ ⑤ ⑥ ⑦ ⑧ ⑨ ⑩ ⑪ ⑫ ⑬ ⑭ ⑮ ⑯ ⑰ ⑱ ⑲ ⑳ ㉑ ㉒ ㉓

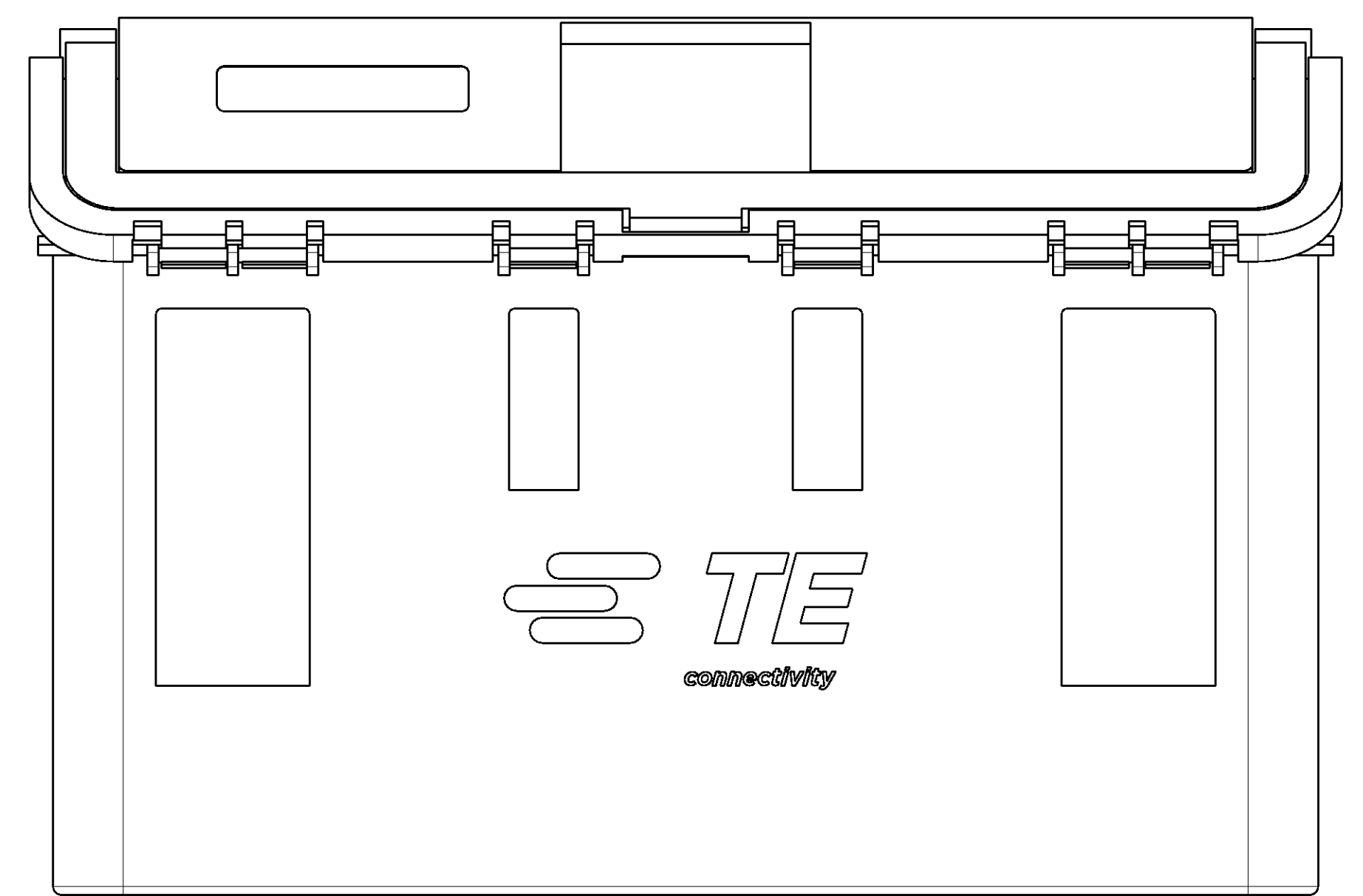
- ① INSERTED IN SOLARLOK BAG
- ② 50 PIECES PHOTOVOLTAIK CONNECTOR 1 POS. PREASSEMBLED ( ITEM NO. 3, 4, 5 OR 6 ) PACKAGED IN PLASTIC BAG
- ③ 50 PIECES SOCKET CONTACT ASSY HVT. 4mm<sup>2</sup> / AWG 12 PN 1987281-2 FROM PHOTOVOLATIK CONNECTOR PN 1394462-3 ( ITEM NO. 4 ) OR PN 1394462-4 ( ITEM NO. 6 )
- ④ 50 PIECES PIN CONTACT ASSY HVT. 4mm<sup>2</sup> / AWG 12 PN 1987280-2 FROM PHOTOVOLATIK CONNECTOR PN 1394461-3 ( ITEM NO. 3 ) OR PN 1394461-4 ( ITEM NO. 5 )
- ⑤ ASSEMBLED SOLARLOK BAG PACKAGED IN CARDBOARD BOX
- ⑥ OBSOLETE PARTS: OBSOLETE CIS STREAMLINING

DRAWER WITH SMALL PARTS STORAGE BOXES, LEFT  
SCHUBLADE MIT KLEINTEILEMAGAZINE, LINKS

DRAWER WITH SMALL PARTS STORAGE BOXES, RIGHT  
SCHUBLADE MIT KLEINTEILEMAGAZINE, RECHTS

- ① IN SOLARLOK-KOFFER EINGELEGT
- ② 50 STUECK VORASSEMBLIERTE PHOTOVOLTAIK STECKVERBINDER 1 POL. ( ITEM NO. 3, 4, 5 ODER 6 ) VERPACKT IN KUNSTSTOFF-BEUTEL
- ③ 50 STUECK BUCHSENKONTAKT ASSY HVT. 4mm<sup>2</sup> / AWG 12 PN 1987281-2 AUS PHOTOVOLATIK STECKVERBINDER PN 1394462-3 ( ITEM NO. 4 ) ODER PN 1394462-4 ( ITEM NO. 6 )
- ④ 50 STUECK STIFTKONTAKT ASSY HVT. 4mm<sup>2</sup> / AWG 12 PN 1987280-2 AUS PHOTOVOLATIK STECKVERBINDER PN 1394461-3 ( ITEM NO. 3 ) ODER PN 1394461-4 ( ITEM NO. 5 )
- ⑤ BESTUECKTER SOLARLOK-KOFFER IN KARTON VERPACKT
- ⑥ VERALTETE TEILE: VERALTET NACH CIS STREAMLINING

REAR VIEW  
RÜCKANSICHT



QTY	RECD	PER	ASSY	PARTNUMBER	DESCRIPTION	ITEM NO
-	-	-	1	1654276-1	SOLARLOK INTERCONNECTION SYSTEM INSTALLATION MANUAL	23
-	-	-	30	-	PINCH RING SEAL, ASSY	22
-	-	-	50	1987424-1	COVER FOR PHOTOVOLTAIK CONNECTOR	21
-	-	-	50	1987419-1	PLUG COVER	20
-	-	-	20	2106207-1	SOLARLOK SAFETY COLLAR	19
-	-	1	1	-	CUSTOMER DRAWING PN 1394462	18
-	-	1	1	-	CUSTOMER DRAWING PN 1394461	17
-	-	1	1	411-18305-1	INSTRUCTION SHEET	16
-	-	1	1	-	CUSTOMER DRAWING PN 1534858	15
-	-	1	-	8-1579001-2	VARIO CRIMP HEAD AWG 10	14
-	-	1	-	1-1579004-9	SOLARLOK HAND CRIMPING TOOL - AWG 12	13
-	-	-	1	1-1579004-2	SOLARLOK HAND CRIMPING TOOL - METRIC	12
-	-	1	1	4-1579002-2	INSULATION STRIPPER	11
-	-	1	1	1102855-3	EXTRACTION TOOL	10
-	-	100	100	1718077-1	LABEL, DO NOT DISCONNECT UNDER LOAD	9
-	-	100	100	1987280-4	PIN CONTACT ASSY HVT. 6mm <sup>2</sup> / AWG 10	8
-	-	100	100	1987281-3	SOCKET CONTACT ASSY HVT. 6mm <sup>2</sup> / AWG 10	7
-	-	50	50	1394462-4	PHOTOVOLATIK CONNECTOR 1 POS. (SOCKET, MINUS 4mm <sup>2</sup> / AWG 12)	6
-	-	50	50	1394461-4	PHOTOVOLATIK CONNECTOR 1 POS. (PIN, MINUS 4mm <sup>2</sup> / AWG 12)	5
-	-	50	50	1394462-3	PHOTOVOLATIK CONNECTOR 1 POS. (SOCKET, PLUS 4mm <sup>2</sup> / AWG 12)	4
-	-	50	50	1394461-3	PHOTOVOLATIK CONNECTOR 1 POS. (PIN, PLUS 4mm <sup>2</sup> / AWG 12)	3
-	-	1	-	-	SOLARLOK BAG	2
-	-	1	-	-	SOLARLOK BAG	1
-	-	-2	-1	PARTNUMBER	DESCRIPTION	ITEM NO

OBSOLETE

-1 AS SHOWN  
-1 WIE GEZEICHNET

THIS DRAWING IS A CONTROLLED DOCUMENT. DATE: 15-MAY-2002. RELEASED FOR PUBLICATION FOR THIS REFERENCE ONLY. ALL RIGHTS RESERVED. AUTOMATICALLY GENERATED BY PRO/ENGINEER DRAWING.

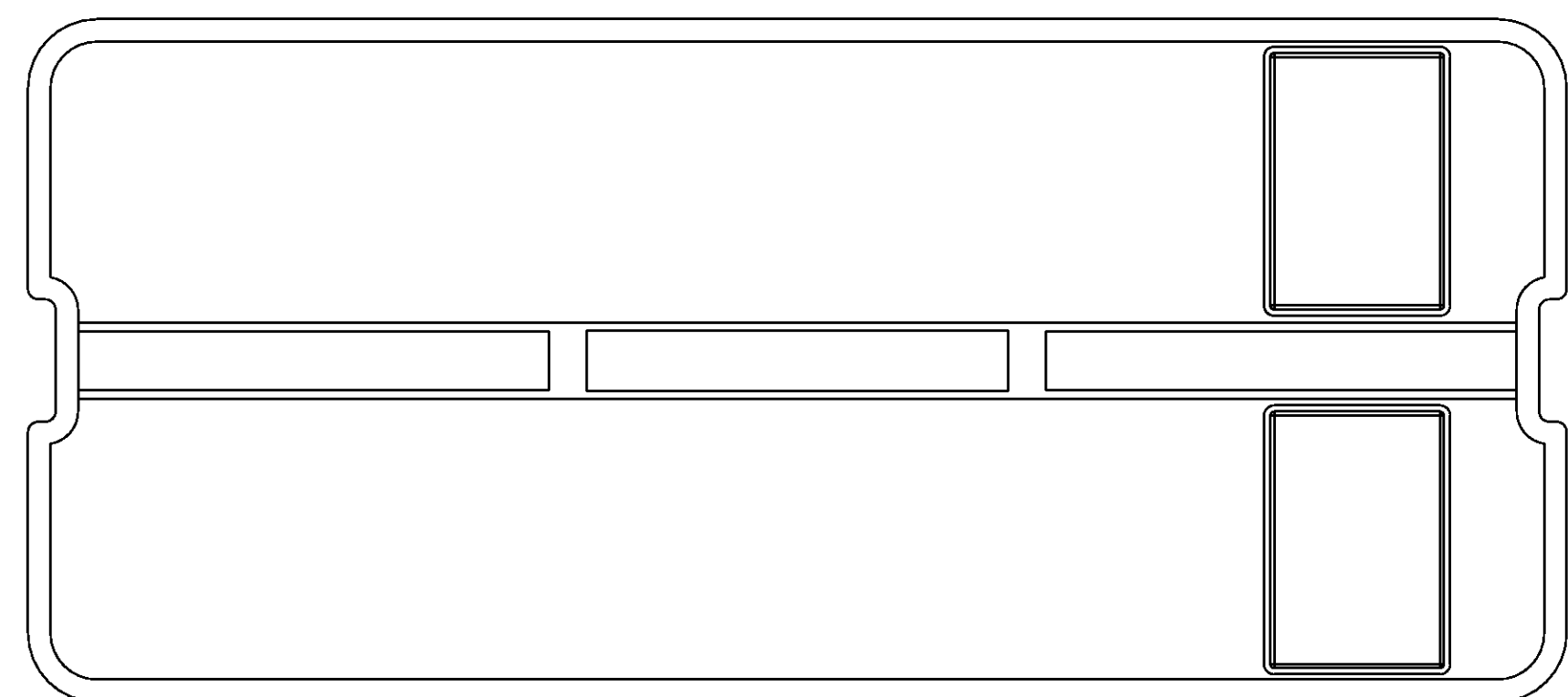
TE Connectivity

SOLARLOK BAG, ASSEMBLED  
SOLARLOK-KOFFER, BESTUECKT

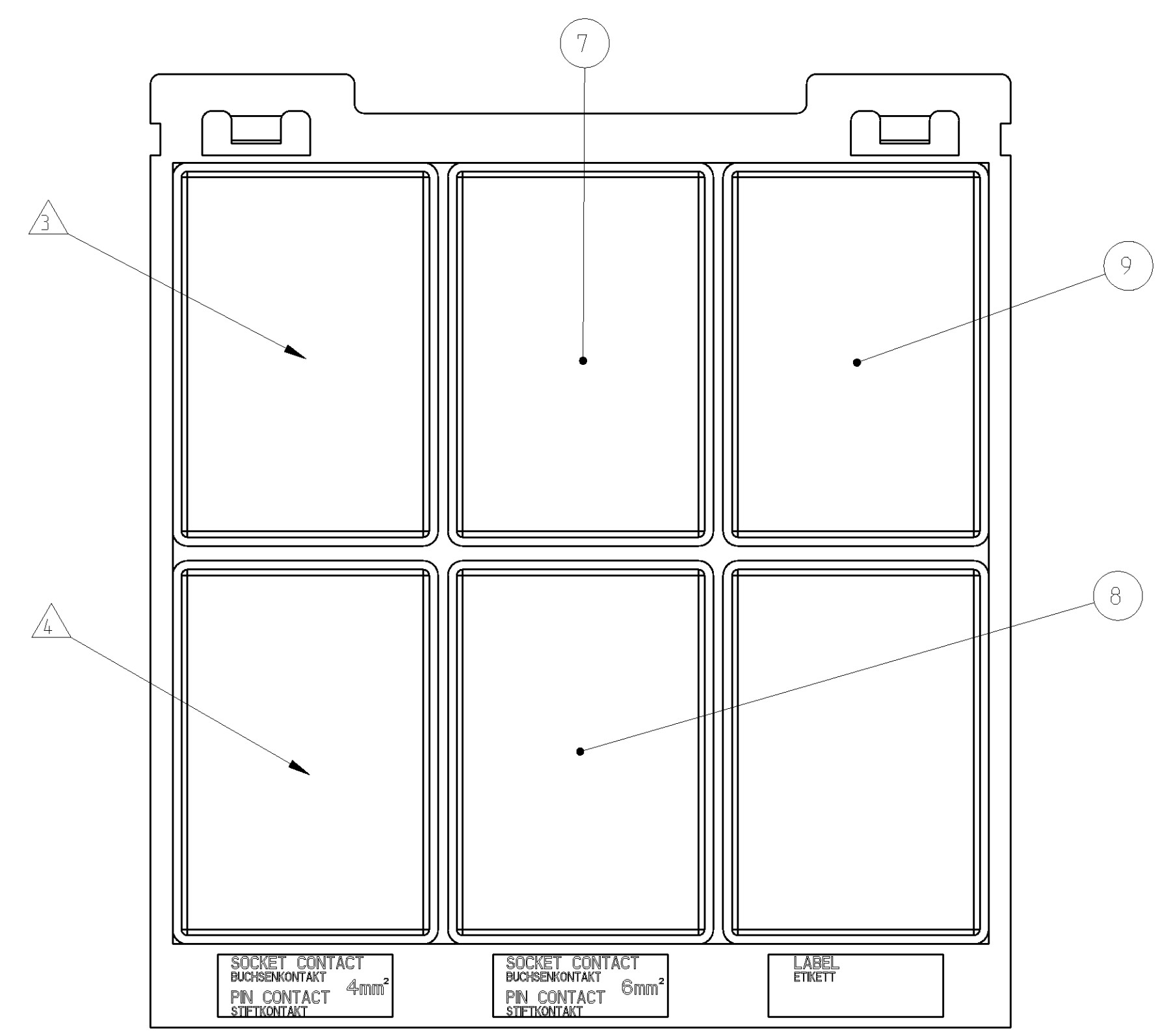
SCALE: 1:2

LOC	DIST	REV	DATE	BY	APPV
A1	-	-	-	-	-
PROJECT NO: EGGIC02029		SEE SHEET 1			

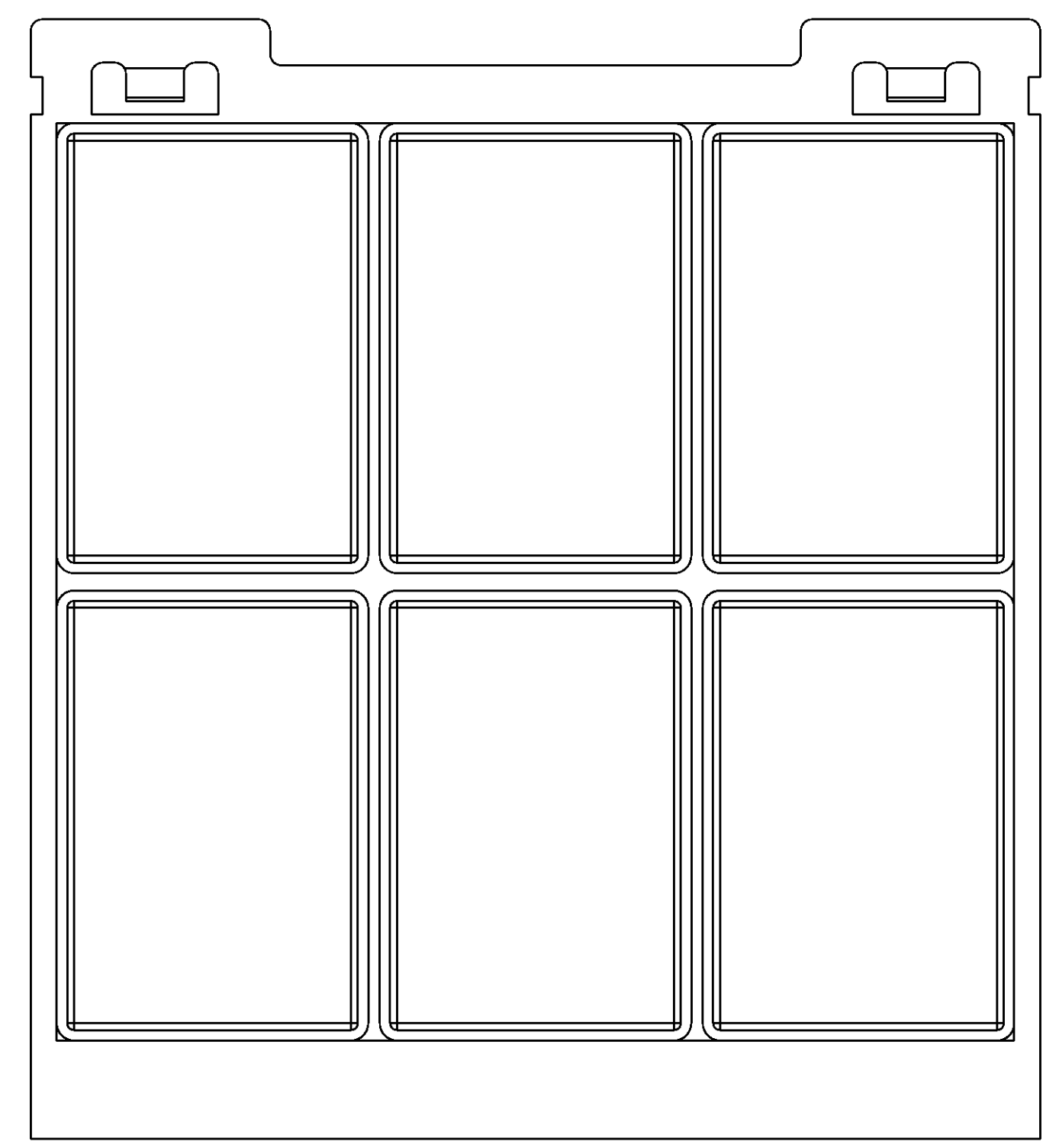
TRAY WITH SMALL PARTS STORAGE BOXES  
 KOFFEREINSATZ MIT KLEINTEILEMAGAZINE



DRAWER WITH SMALL PARTS STORAGE BOXES, LEFT  
 SCHUBLADE MIT KLEINTEILEMAGAZINE, LINKS  
 SCALE 1:1 / M 1:1



DRAWER WITH SMALL PARTS STORAGE BOXES, RIGHT  
 SCHUBLADE MIT KLEINTEILEMAGAZINE, RECHTS  
 SCALE 1:1 / M 1:1



-1 AS SHOWN  
 -1 WIE GEZEICHNET

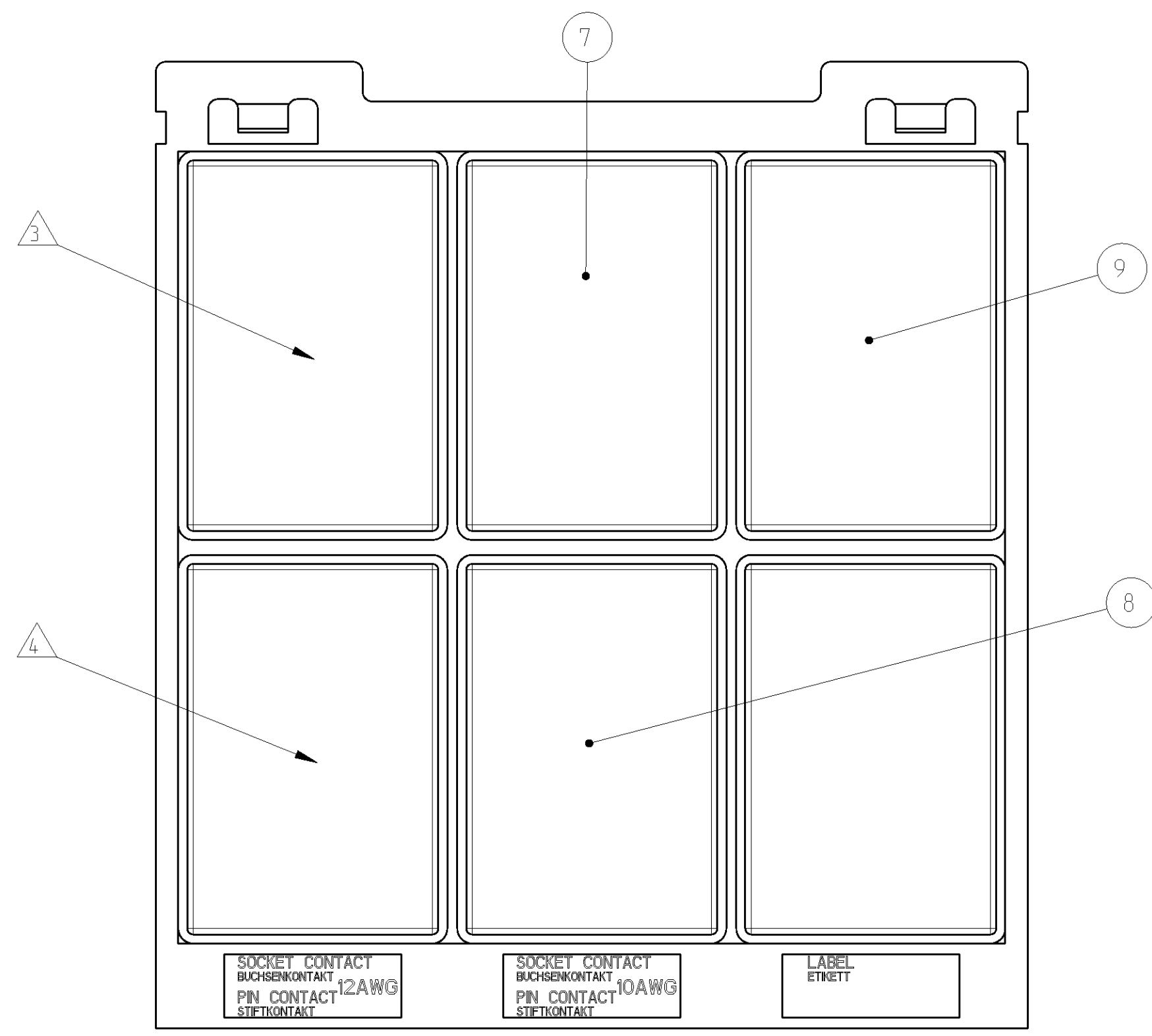
THIS DRAWING IS A CONTROLLED DOCUMENT.  
 DEUTSCH: DIMENSIONIERUNGSWEISE UND DABEI AUF INKORREKTE ANGABEN, ANFORDERUNG, DIE DEN TECHNISCHEN ZEICHNUNGSSTAND FOLGEN LASSEN.  
 ANGEWANDT: DIE DEN TECHNISCHEN ZEICHNUNGSSTAND FOLGEN LASSEN.

DIMENSIONS: MASSENMAßEN (mm)	TOLERANCES, UNLESS OTHERWISE SPECIFIED: ALL DIMENSIONS	DWN: E. WERNER CHK: H. SCHERER APVD: G. FEILDMAYER	15-MAY-02 15-MAY-02 15-MAY-02
	0 PLC ± 1 PLC ± 2 PLC ± 3 PLC ± 4 PLC ±	NAME: SOLARLOK BAG, ASSEMBLED SOLARLOK-KOFFER, BESTUECKT	DATE: 15-MAY-02
MATERIAL: -	FINISH/SURFACE/PLATE: -	PRODUCT SPEC: - APPLICATION SPEC: - VERARBEITUNGSSPEZ: -	SIZE: A1 CASE CODE: 00779 DRAWING NO: 1534858
CUSTOMER DRAWING		SCALE: 1:2 SHEET: 2 OF 3	RESTRICTED TO: - REV: 1

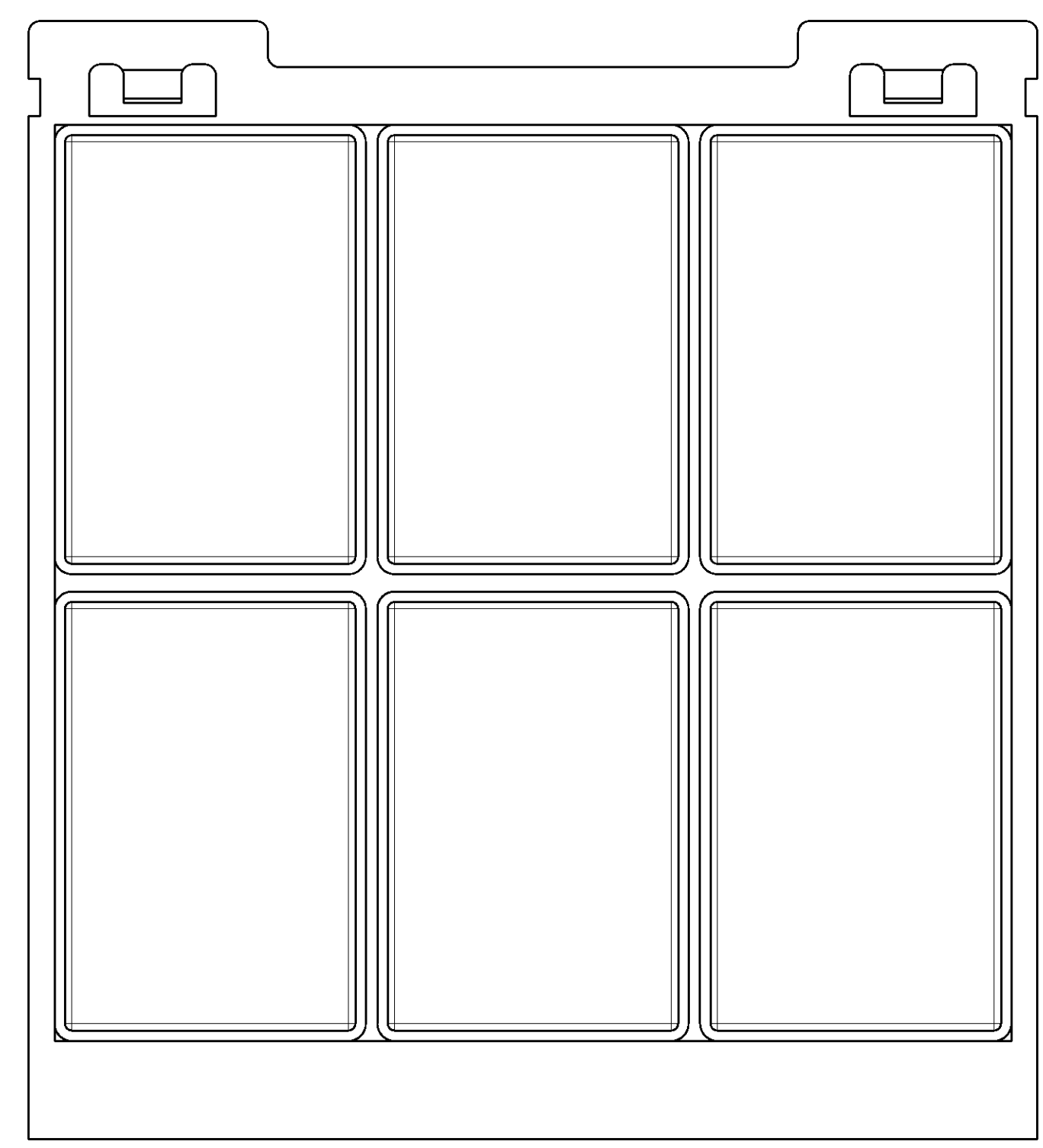
TE Connectivity

LOC	DIST	REV	LTB	REVISIONS	DATE	DWN	APVD
A1	-	-	-	SEE SHEET 1	-	-	-

DRAWER WITH SMALL PARTS STORAGE BOXES, LEFT  
 SCHUBLADE MIT KLEINTEILEMAGAZINE , LINKS



DRAWER WITH SMALL PARTS STORAGE BOXES, RIGHT  
 SCHUBLADE MIT KLEINTEILEMAGAZINE , RECHTS



**-2 OBSOLETE**

-2 AS SHOWN  
 -2 WIE GEZEICHNET

THIS DRAWING IS A CONTROLLED DOCUMENT. <small>DEUTSCH: TECHNISCHES ZEICHNEN UND DIREKT AMF INCORPORATED UNTERZUEHLEN. ANSCHLIESSEN AN DIE TECHNISCHEN ANFORDERUNGEN FÜR DIE VERWENDUNG.</small>		DWN E. WERNER 15-MAY-02	15-MAY-02	TE Connectivity
DIMENSIONS MASSENMAßSTÄBE (mm)		CHK H. SCHERER 15-MAY-02	15-MAY-02	
TOLERANCES UNLESS OTHERWISE SPECIFIED: ALL DIMENSIONS		APVD G. FELDMEIER 15-MAY-02	15-MAY-02	NAME SOLARLOK BAG, ASSEMBLED SOLARLOK-KOFFER, BESTUECKT
0 PLC ± 1 PLC ± 2 PLC ± 3 PLC ± 4 PLC ±		PRODUCT SPEC PRODUKTSPEZ. -	APPLICATION SPEC VERARBEITUNGSSPEZ. -	
MATERIAL - -		FINISH/BOHRERLEUCHE/FARBE - -	WEIGHT GEWICHT -	RESTRICTED TO NUR FÜR -
CUSTOMER DRAWING		SCALE MAßSTAB 1:2	SHEET BLATT 3	OF VON 3