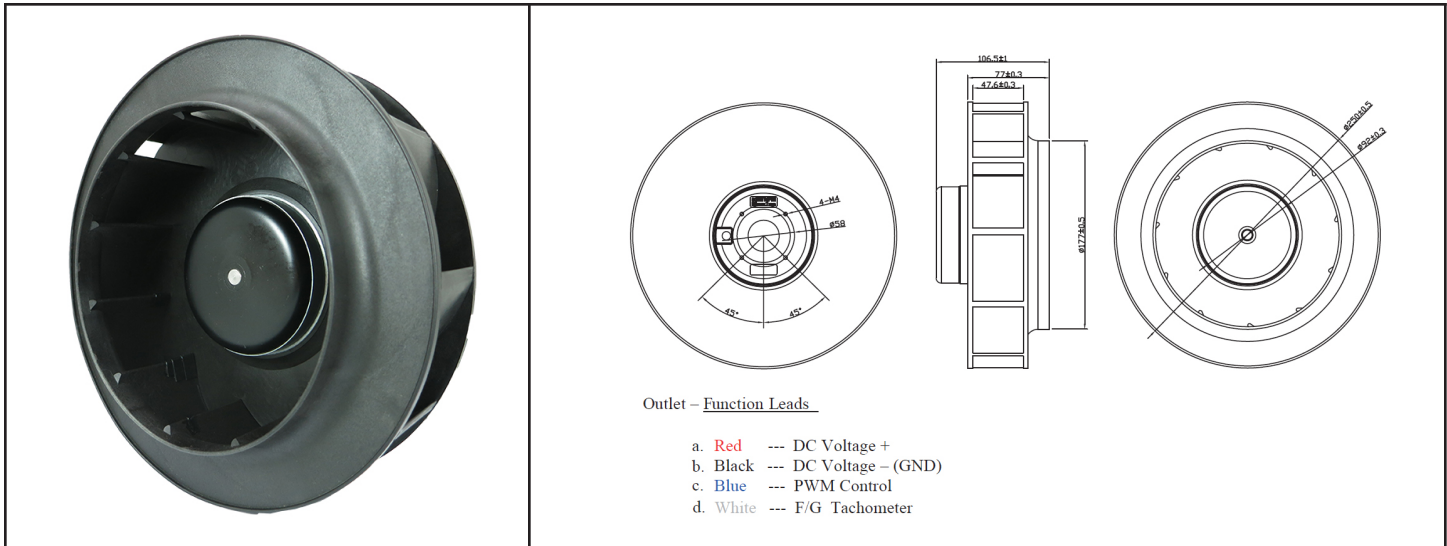


ODB250110-24HB10A



DC Motorized Impeller 24V 250x110mm (9.84"x4.33")



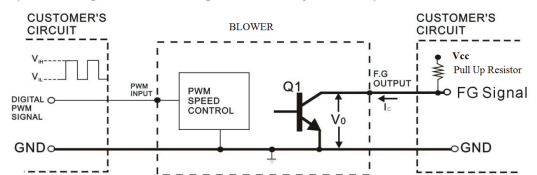
Outlet – Function Leads

- a. Red --- DC Voltage +
- b. Black --- DC Voltage – (GND)
- c. Blue --- PWM Control
- d. White --- F/G Tachometer

Frame & Impeller	Frame - Aluminum Impeller - UL94V-0 Thermoplastic	Features: Signal Output: Tachometer Speed Control: PWM Weight: ~ 1600g (3.53 lbs) m0	
Conexion	4 Lead wires *		
Motor	DC brushless, IC protected		
Bearing System	Dual ball bearing		
Insulation Resistance	Min. 10M at 500VDC		
Dielectric Strength	1 minute at 500 VAC, max leakage < 500 MicroAmp		
Temperature Range	-10C ~ +65C		
Storage Temperature	-40C ~ +80C		
Life (L10)	-40,000 hours (40C)		

Part Number	ODB250110-24HB10A
Nominal Voltage	24VDC
Voltage Range	16 ~ 28 VDC
Nominal Current	5.4 A
Rated Power	129.6 W
Rated Speed (RPM)	2600
Airflow (CFM)	825
Noise Level (dB)	67
Max. Static Pressure	1.95" H ₂ O

(External signal function design is decided by customer)

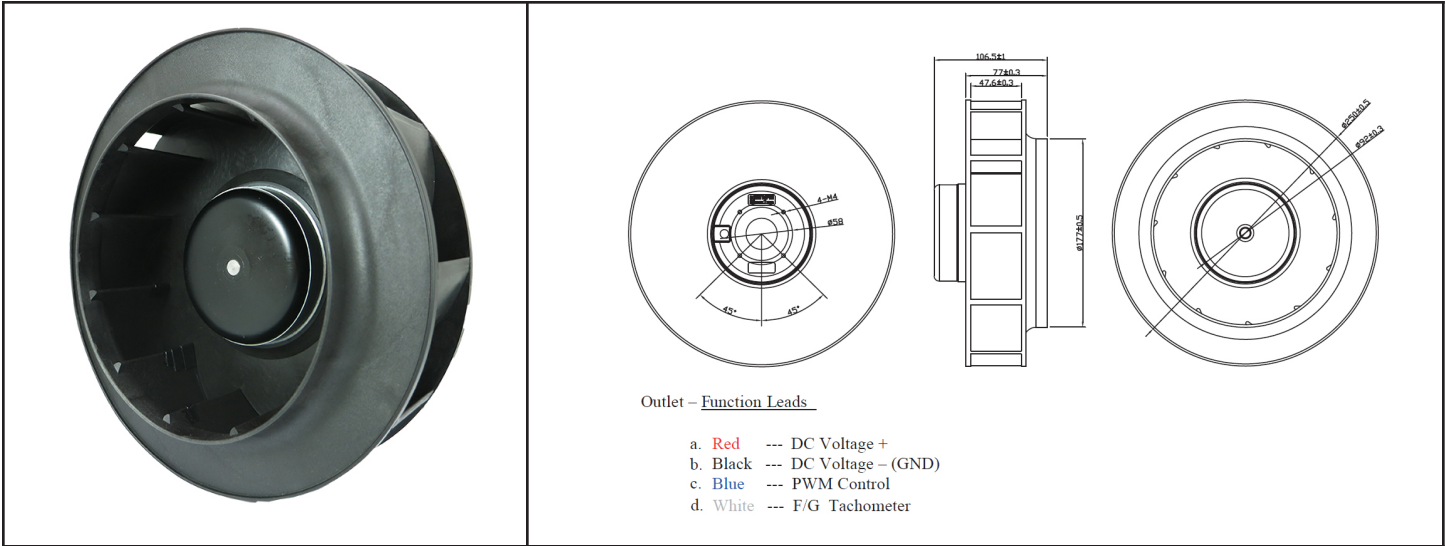


- * FG 2 pulses per revolution
 - * TRANSISTOR Q1 AT "ON" POSITION
COLLECTOR CURRENT: $I_c = 10\text{mA MAX}$
SATURATION VOLTAGE: $V_{ce} = 1\text{V MAX}$
 - * TRANSISTOR Q1 AT "OFF" POSITION
RELEASE VOLTAGE: $V_{on} = V_{cc\text{ Max}}$
 - * DIGITAL PWM SPEED CONTROL POSITION
PWM INPUT VOLTAGE HIGH: $V_{ih} > 2.6\text{V}$
PWM INPUT VOLTAGE LOW: $V_{il} < 0.5\text{V}$
 - * PWM INPUT FREQUENCY: $\text{FPWM: } 100\text{Hz} \sim 100\text{kHz}$
- Blower will run full speed at 100%, stop at 0%, full speed if PWM not connected

ODB250110-48HB10A



DC Motorized Impeller 48V 250x110mm (9.84"x4.33")



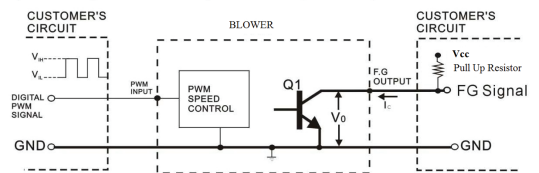
Outlet – Function Leads

- a. Red --- DC Voltage +
- b. Black --- DC Voltage – (GND)
- c. Blue --- PWM Control
- d. White --- F/G Tachometer

Frame & Impeller	Frame - Aluminum Impeller - UL94V-0 Thermoplastic	Features: Signal Output: Tachometer Speed Control: PWM Weight: ~ 1600g (3.53 lbs) m0	
Conexion	4 Lead wires *		
Motor	DC brushless, IC protected		
Bearing System	Dual ball bearing		
Insulation Resistance	Min. 10M at 500VDC		
Dielectric Strength	1 minute at 500 VAC, max leakage < 500 MicroAmp		
Temperature Range	-10C ~ +65C		
Storage Temperature	-40C ~ +80C		
Life (L10)	-40,000 hours (40C)		

Part Number	ODB250110-48HB10A
Nominal Voltage	48VDC
Voltage Range	36 ~ 54 VDC
Nominal Current	2.7 A
Rated Power	129.6 W
Rated Speed (RPM)	2600
Airflow (CFM)	825
Noise Level (dB)	67
Max. Static Pressure	1.95" H ₂ O

(External signal function design is decided by customer)



- * FG 2 pulses per revolution
 - * TRANSISTOR Q1 AT "ON" POSITION
COLLECTOR CURRENT..... $I_c = 10\text{mA MAX}$
SATURATION VOLTAGE..... $V_{ce} = 1\text{V MAX}$
 - * TRANSISTOR Q1 AT "OFF" POSITION
RELEASE VOLTAGE..... $V_{on} = V_{cc\text{ Max}}$
 - * DIGITAL PWM SPEED CONTROL POSITION
PWM INPUT VOLTAGE HIGH..... $V_{ih} > 2.6\text{V}$
PWM INPUT VOLTAGE LOW..... $V_{il} < 0.5\text{V}$
 - * PWM INPUT FREQUENCY..... $\text{FPWM}: 100\text{Hz} - 100\text{kHz}$
- Blower will run full speed at 100%, stop at 0%, full speed if PWM not connected