M 1:1

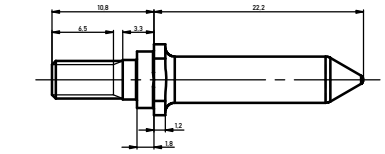

154918

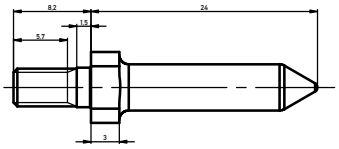

174949

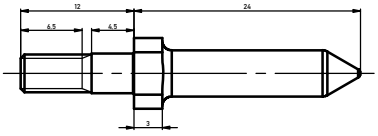

144078

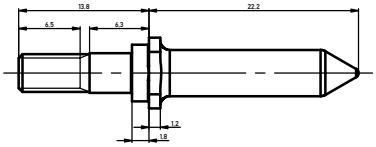

144077

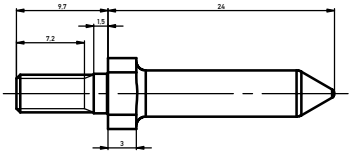

134733

Layout
134733
144078
174949
214897

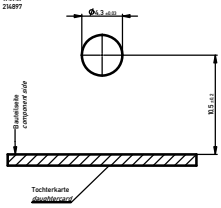

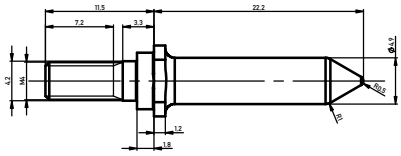

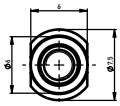

134732

Layout
134732
144077
154918
194016
214898

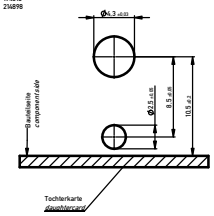

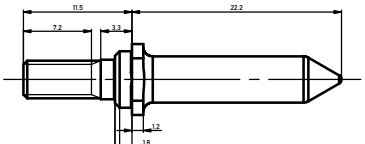

194016

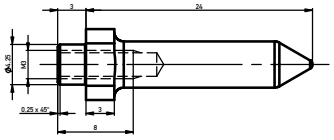

214897

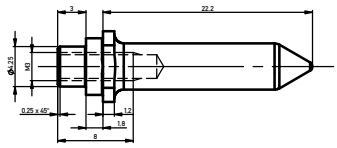

214898

Montage immer mit Sicherungsscheibe z.B. von Schnarr.
Assembly always with circwasher, for example from Schnarr.
1) unter 3.2mm zusätzlich Unterlegscheibe verwenden.
up to 3.2mm use washer additional.
2) maximales Anzugsmoment: 200Ncm
max. torque: 200Ncm

Ident-Nr. *Part-no.*	Backplanestärke *thickness of backplane*	Bemerkungen *remarks*
214898	min. 3	Verwendung mit Grundkörper 134731 *use only with housing 134731*
214897	min. 3	Direktmontage auf Leiterplatte *to fit on backplane without housing 134731*
194016	2.5 - 6	Verwendung mit Grundkörper 134731 *use only with housing 134731*
174949	2.5 - 4.5 [1]	Direktmontage auf Leiterplatte *to fit on backplane without housing 134731*
154918	3.5 - 6	Verwendung mit Grundkörper 134731 [2] *use only with housing 134731*
144078	6 - 8	Direktmontage auf Leiterplatte *to fit on backplane without housing 134731*
144077	6 - 8	Verwendung mit Grundkörper 134731 [2] *use only with housing 134731*
134733	2.5 - 6 [1]	Direktmontage auf Leiterplatte *to fit on backplane without housing 134731*
134732	2.5 - 6 [1]	Verwendung mit Grundkörper 134731 [2] *use only with housing 134731*

Information:

Tolerances: ISO 2768-mK / DIN EN 22768-1 ISO 8015

Scale: 5:1

Edelstahl / *stainless steel*

All rights reserved.
Only for information.
To ensure that this is the latest version of this drawing, please contact one of the ERNI companies before using.

Subject to modification without prior notice.
Drawing will not be updated.

Designation:

Führungsstift
Guiding System ERmet

www.ERNI.com

134731

A0

Date: 2014-12-17

ERMET

Changes to this model:
Änderungen an diesem Modell:

Index	Date	Name
a	06.10.2016	

Mouser Electronics

Authorized Distributor

Click to View Pricing, Inventory, Delivery & Lifecycle Information:

ERNI Electronics:

144078 214898 174949 134732 144077 134733 154918