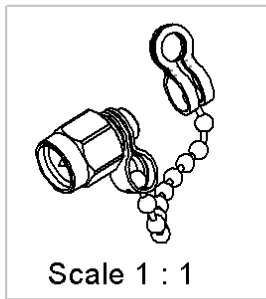
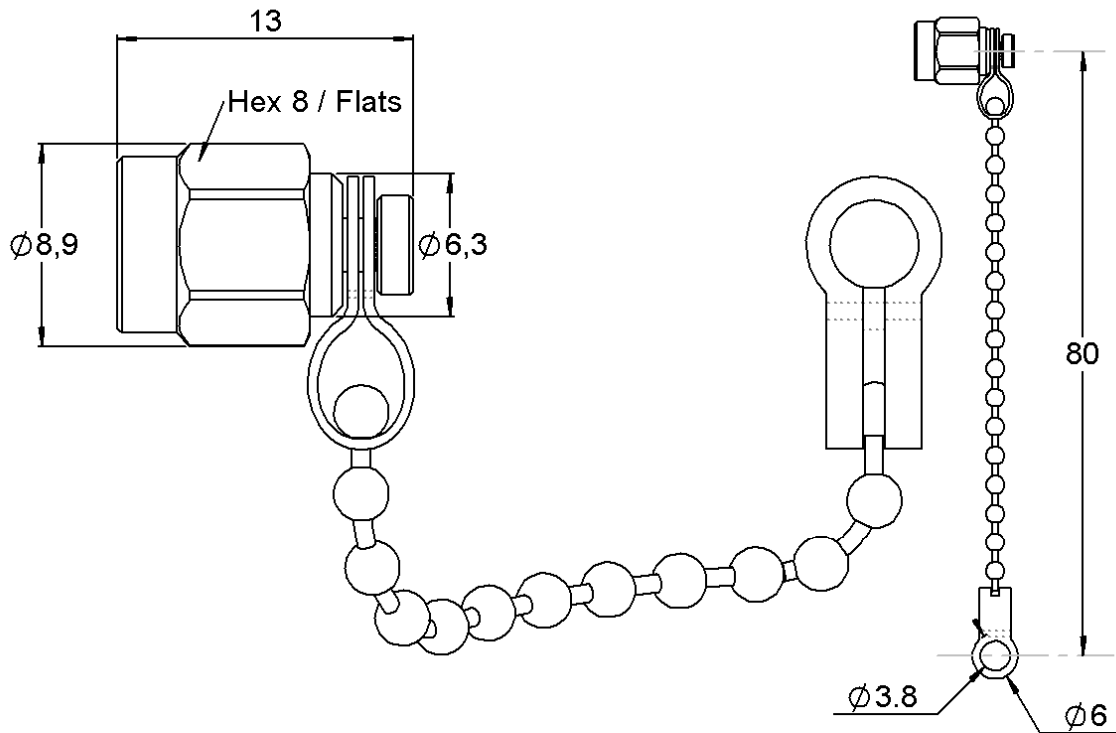
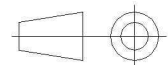


PAGE 1/2	ISSUE 1409A	SERIES <b>TERMINATION</b>	PART NUMBER <b>R404N01120</b>
----------	-------------	------------------------------	-------------------------------



All dimensions are in mm.



COMPONENTS	MATERIALS	PLATING (µm)
Body	<b>STAINLESS STEEL</b>	<b>PASSIVATED</b>
Center contact	<b>BRASS</b>	<b>GOLD OVER NICKEL</b>
Outer contact	<b>STAINLESS STEEL</b>	<b>GOLD OVER NICKEL</b>
Insulator	<b>PTFE</b>	
Gasket	<b>SILICONE RUBBER</b>	
Substrate	<b>ALUMINA CERAMIC</b>	
Resistor	<b>THICK FILM</b>	
Others parts	-	-

PAGE 2/2	ISSUE 1409A	SERIES TERMINATION	PART NUMBER R404N01120
----------	-------------	-----------------------	------------------------

### ELECTRICAL CHARACTERISTICS

Frequency (GHz)	<b>DC - 8</b>	<b>8 - 12.4</b>	<b>12.4 - 18</b>
V.S.W.R (≤)	<b>1.10</b>	<b>1.15</b>	<b>1.20</b>

Operating Frequency Range	<b>DC - 18</b>	GHz
Impedance	<b>50</b>	Ω
DC Resistance	<b>50</b>	Ω ± 5%
Peak power at 25°C (1μs, 1% o)	<b>100</b>	W
Average power at 25°C	<b>2 *</b>	W (Free Air Cooled) W (Conduction Cooled)

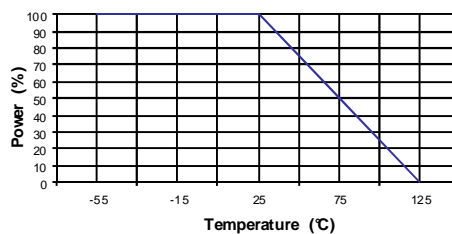
### MECHANICAL CHARACTERISTICS

Connectors	<b>SMA</b>	<b>Male</b>	<b>MIL C 39012</b>
Weight	<b>4,1600 g</b>		

### ENVIRONMENTAL CHARACTERISTICS

Operating temperature range	<b>-55/+125</b>	°C
Storage temperature range	<b>-55/+125</b>	°C

Power derating Versus temperature



### SPECIFICATION

### OTHER CHARACTERISTICS

**IP67 in mated conditions**

**\* Compliant with endurance requirement per MIL DTL 39030**