

LOC	DIST	REVISIONS					
		P	LTR	DESCRIPTION	DATE	DWN	APVD
-	-		A	REVISED PER ECR-14-007795	29MAY2014	RS	EC
			B	ECO-15-015144: ADD UL.	30NOV2015	EC	EC

SAFETY ORGANIZATIONS

THIS FILTER HAS BEEN FORMALLY RECOGNIZED, CERTIFIED OR APPROVED BY THE LISTED AGENCY. THEREFORE, ALL TEST/REQUIREMENTS SPECIFIED IN THE LATEST REVISION OF THE FOLLOWING AGENCY STANDARDS HAVE BEEN MET:

UL

OPERATING SPECIFICATIONS

LINE CURRENT/VOLTAGE: 1600 A, 690VAC
 LINE FREQUENCY: 50-60 Hz
 NOMINAL LEAKAGE CURRENT: 20 mA
 MAXIMUM LEAKAGE CURRENT: 390mA @ 400V, 50HZ
 OPERATING AMBIENT TEMPERATURE RANGE
 @ RATED CURRENT, I : -10°C TO +50°C

IN AN AMBIENT, T, HIGHER THAN 50°C,
 THE MAXIMUM OPERATING
 CURRENT, I, IS AS FOLLOWS:

$$I_o = I_R \sqrt{\frac{100 - T_o}{50}}$$

RELIABILITY SPECIFICATIONS

STORAGE TEMPERATURE: -40°C TO +85°C
 HUMIDITY: 21 DAYS @ 40°C 95% RH.

TEST SPECIFICATIONS

INDUCTANCE, NOMINAL: 28.2 µH

CAPACITANCE AT 1KHz, 0.25 VAC MAX., 25°C±1°C

LINE TO GROUND, NOMINAL: 3.1 µF

LINE TO LINE, NOMINAL: 7.0 µF

DISCHARGE RESISTOR

L/G AND L/L I.R.: 1000 kOhm / 1000 kOhm

IR (NO DISCHARGE RESISTOR) 20°C, 50% RH AND 100VDC, MIN: 6000 MΩ

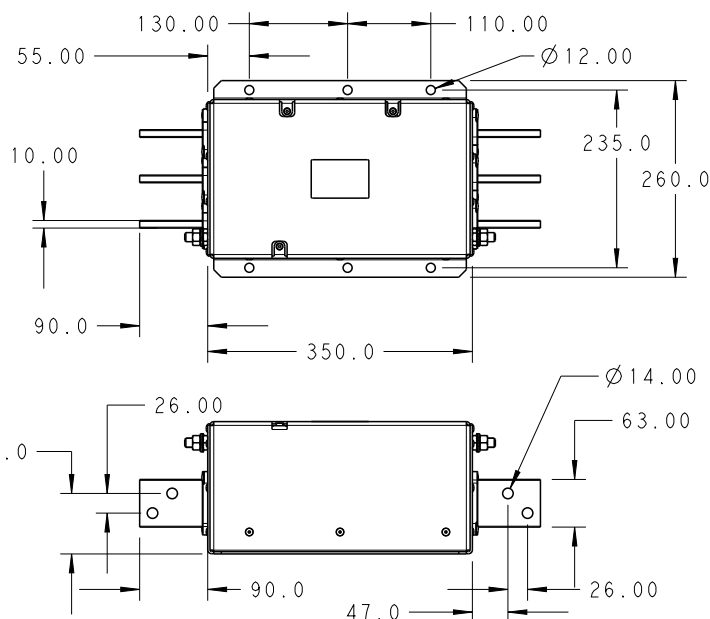
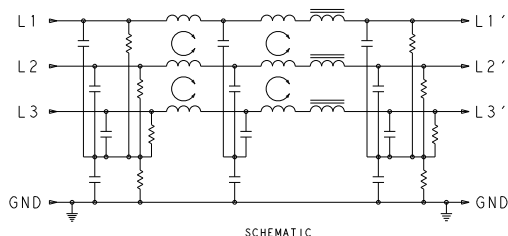
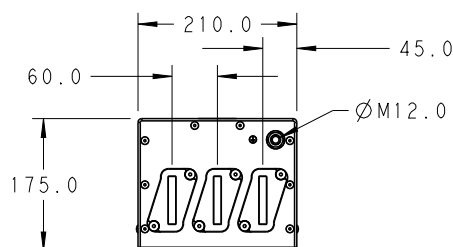
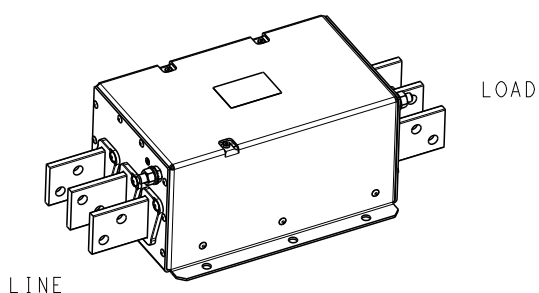
RECOMMENDED RECEIVING INSPECTION HIPOT

LINE TO GROUND FOR 1 MINUTE: 2640 VDC

LINE TO LINE FOR 1 MINUTE: 2520 VDC

FILTER APPROVAL:

THE BEST WAY TO SELECT AND QUALIFY
 A FILTER IS FOR YOUR ENGINEERING TO
 TEST THE UNIT IN YOUR EQUIPMENT.



* DO NOT LOOSEN INNER GROUND NUTS.
 TORQUE OUTER GROUND NUTS TO:
 25-30 NM [220-260 IN-LB]

TYPICAL INSERTION LOSS
 COMMON MODE 50/50Ω; DIFFERENTIAL MODE 100/100Ω

MHz	0.01	0.05	0.15	0.5	1.0	3.0	5.0	10	30
CM	13	30	60	90	82	80	64	40	19
DM	27	41	55	52	44	33	30	24	16

DIMENSIONS:

mm

DWN

RS

18DEC2013

MATERIAL

FINISH

CHK

EC

18DEC2013

APVD

EC

18DEC2013

PRODUCT SPEC

-

APPLICATION SPEC

-

WEIGHT

-

NAME

1600APS12P
 3-PHASE DELTA FILTER

SIZE

CAGE CODE

DRAWING NO

RESTRICTED TO

A4

00779

C-5-1609114-3

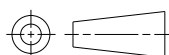
-

Customer Drawing

SCALE 1:1

SHEET 1 OF 1

REV B



20

RELEASED FOR PUBLICATION

ALL RIGHTS RESERVED.

BY -

COPYRIGHT 20



TOLERANCES UNLESS
 OTHERWISE SPECIFIED:

0 PLC ±2.0
 1 PLC ±1.0
 2 PLC ±0.50
 3 PLC ±0.200
 4 PLC ±0.1000
 ANGLES ±-