
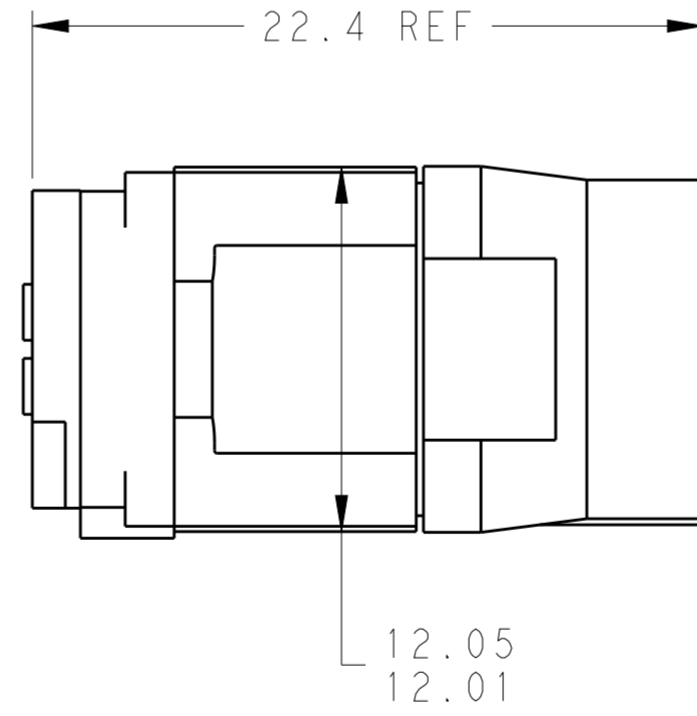
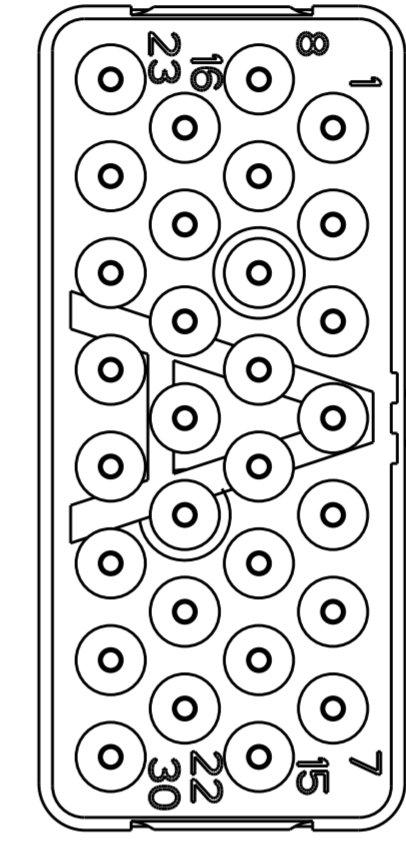
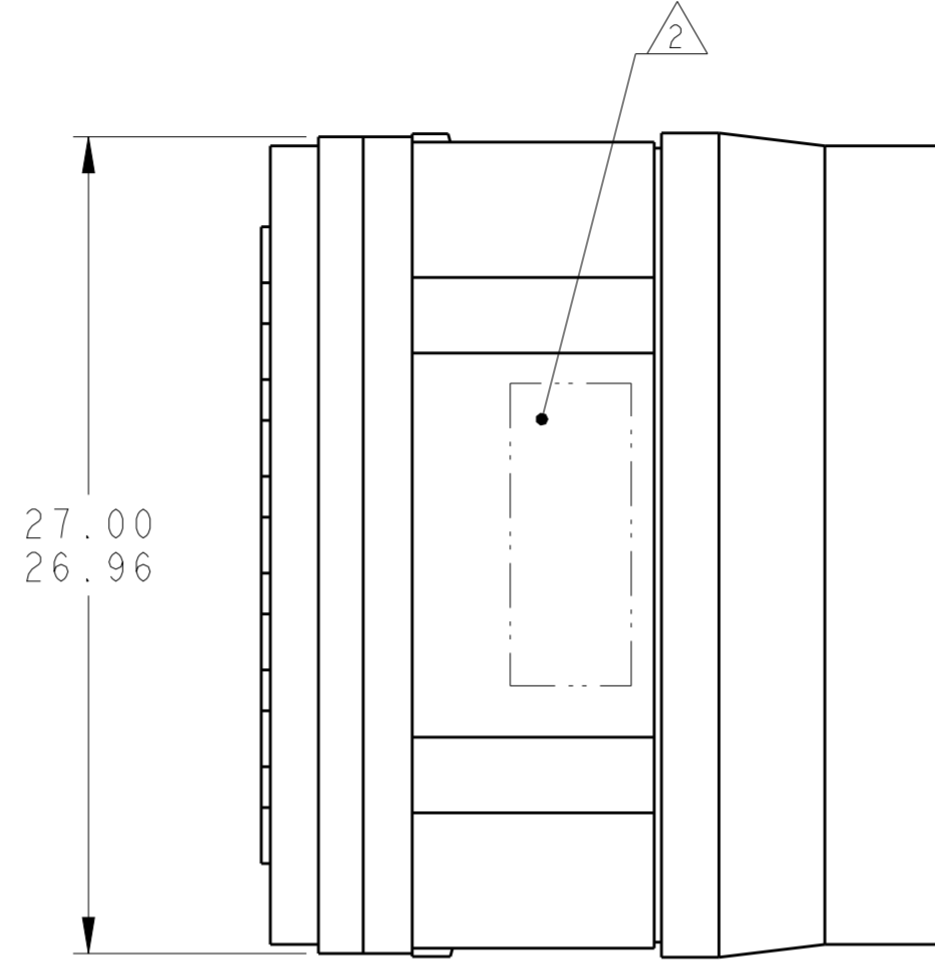


THIS DRAWING IS UNPUBLISHED. RELEASED FOR PUBLICATION
 © COPYRIGHT - BY - ALL RIGHTS RESERVED.

LOC		DIST		REVISIONS			
P	LTR	DESCRIPTION	DATE	DWN	APVD		
	B	REVISED PER ECO-12-018187	2NOV2012	CT	KH		



MATING FACE



THIS PRODUCT HAS NOT COMPLETED VALIDATION TESTING

NON-ENV	GPRBN30PA	1738166-3
GROMMET ONLY	GPRBH30PA	1738166-2
ENVIRONMENTAL	GPRBE30PA	1738166-1
REMARKS	DESCRIPTIVE PART NO.	PART NUMBER

1 FRONT & REAR INSULATORS: HIGH-TEMP THERMOPLASTIC OR THERMOSET EPOXY PER ASTM D5948. CONTACT RETENTION CLIPS: STAINLESS STEEL PER AISI 302 OR COPPER ALLOY PER ASTM B194, REAR GROMMET & INTERFACIAL SEAL: FLUOROSILICONE ELASTOMER PER MIL-R-25988 B EXCEPT 4.6.6.1.

2 PART TO MARKED WITH TE IDENTIFICATION, TE PART NO. AND DATE CODE: YEAR & WEEK (YY WW) IN APPROXIMATE AREA SHOWN.

- 3. THIS INSERT CONTAINS: 30 CAVITIES FOR SIZE 20 PIN CONTACTS
- 4. THIS PRODUCT IS SOLD BY TYCO ELECTRONICS UNDER A LICENSE FROM RADIALL SA.

THIS DRAWING IS A CONTROLLED DOCUMENT.

DIMENSIONS:	TOLERANCES UNLESS OTHERWISE SPECIFIED:	DWN	C. C. THOMAS	3-29-10
mm	0 PLC ±	CHK	K HOGAN	3-29-10
	1 PLC ±	APVD	K HOGAN	3-29-10
	2 PLC ±0.05	PRODUCT SPEC		
	3 PLC ±	APPLICATION SPEC		
	4 PLC ±	WEIGHT		
MATERIAL	ANGLES ±	CUSTOMER DRAWING		
	FINISH	SCALE	4:1	SHEET 1 OF 1

TE Connectivity

INSERT ASSEMBLY, PIN, ARRANGEMENT 30, KEY A, GPRB

SIZE: A2 CAGE CODE: 00779 DRAWING NO: C-1738166 RESTRICTED TO: -