

4

3

2

1

THIS DRAWING IS UNPUBLISHED.

RELEASED FOR PUBLICATION

2008

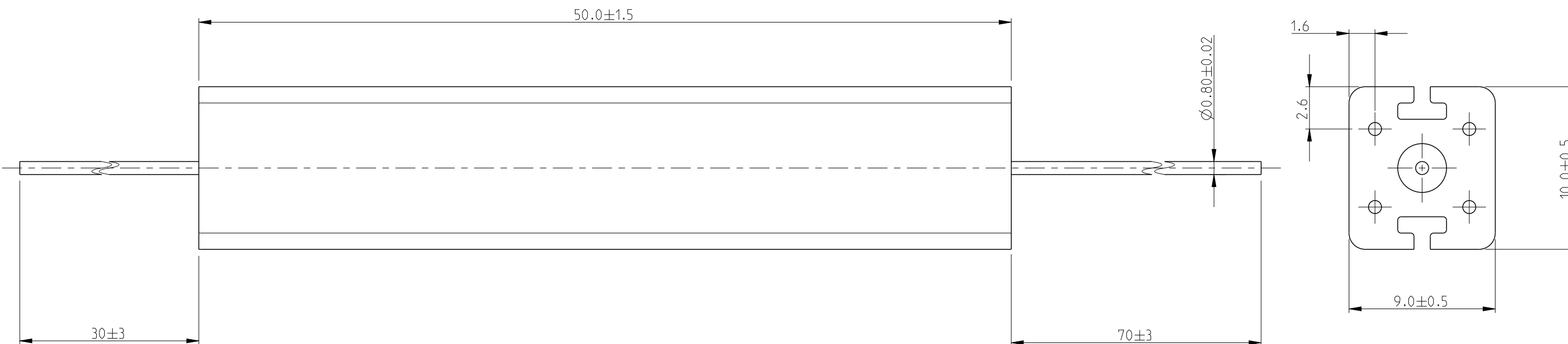
© COPYRIGHT 2008 BY -

ALL RIGHTS RESERVED.

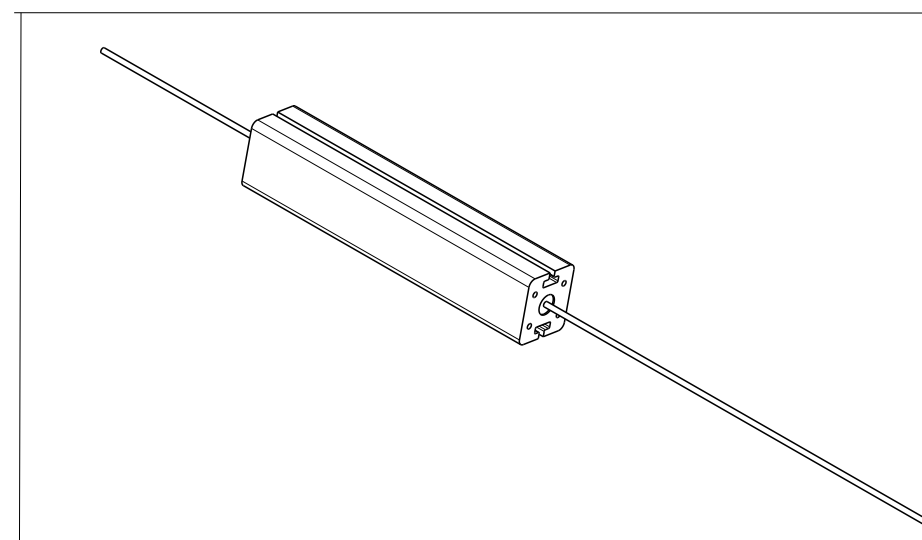
REVISIONS

P	LTR	DESCRIPTION	DATE	DWN	APVD
	BA1	ECR-17-011125	01AUG2017	RK	TN

FOR FURTHER INFORMATION SEE DATA SHEET FOR SERIES TYPE SBC(SQUARE CERAMIC), HIGH POWER RESISTORS

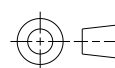


RoHS Compliant



THIS DRAWING IS A CONTROLLED DOCUMENT.

DIMENSIONS:
mm



TOLERANCES UNLESS OTHERWISE SPECIFIED:

0 PLC	± 0.2
1 PLC	± 0.1
2 PLC	\pm
3 PLC	\pm
4 PLC	\pm
ANGLES	$\pm 5^\circ$

MATERIAL

-

FINISH

-

DWN 28 JULY 2010

PARUSURAM.I

CHK 28 JULY 2010

STEPHEN.P

APVD 28 JULY 2010

STEPHEN.P

PRODUCT SPEC

-

APPLICATION SPEC

-

WEIGHT

10g

CUSTOMER DRAWING

NAME HIGH POWER RESISTOR TYPE SBC (SQUARE CERAMIC) SERIES SBCHE11

SIZE CAGE CODE DRAWING NO RESTRICTED TO

A3 00779 C-1623728 -

SCALE SHEET 1 OF 1 REV

4:1 1 BA1

