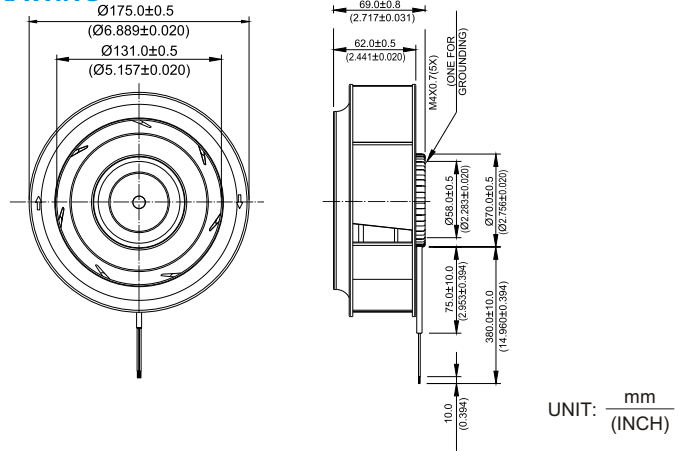


New



KHB Ø 175 x 69 MM SERIES

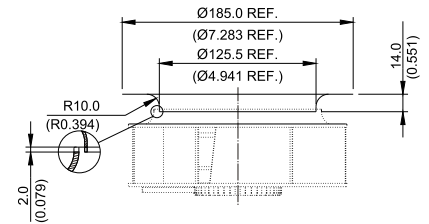
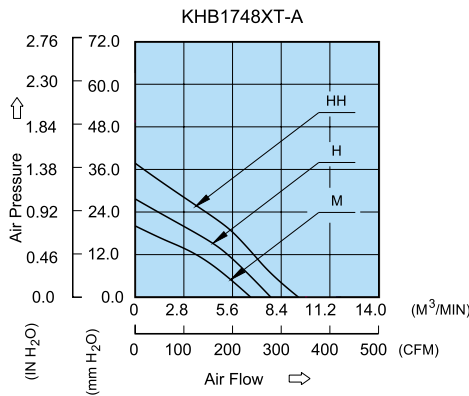
DIMENSIONS DRAWING



- * Bearing Type
Ball Bearings
- * Material
- * Impeller : Plastic (UL 94V-0)
- * Pillow : Die-Cast Aluminum
- * Lead Wires :
UL 1430 AWG #22 OR Equivalent
Red Wire Positive (+)
Black Wire Negative (-)
- * Weight : 670g (23.63 oz)

P & Q CURVE (AT RATED VOLTAGE)

MOUNTING PANEL CUTOUT



MODEL			Rated Voltage	Operating Voltage Range	Rated Current	Rated Input Power	Speed	Maximum Air Flow		Maximum Air Pressure		Noise
PART NO.	REV.	FUNCTION	VDC	VDC	Amp	Watt	R.P.M.	m ³ / min	CFM	mmH ₂ O	IN H ₂ O	dB-A
KHB1748MT	-A	-R00 / -F00	48	32.0 to 80.0	0.36	17.28	2300	6.642	234.55	21.26	0.837	59.0
KHB1748HT	-A	-R00 / -F00	48	32.0 to 80.0	0.57	27.36	2700	7.899	278.95	30.20	1.189	63.5
KHB1748HHT	-A	-R00 / -F00	48	32.0 to 80.0	0.73	35.04	3100	9.500	335.50	36.77	1.448	66.0

* Function type is optional.
 * The max. air flow and the speed are measured in free air ; max. air pressure is measured at zero air flow.
 * Noise is measured in anechoic chamber in free air, one meter from intake side.
 * All readings are typical values at rated voltage.
 * Specifications are subject to change without notice.