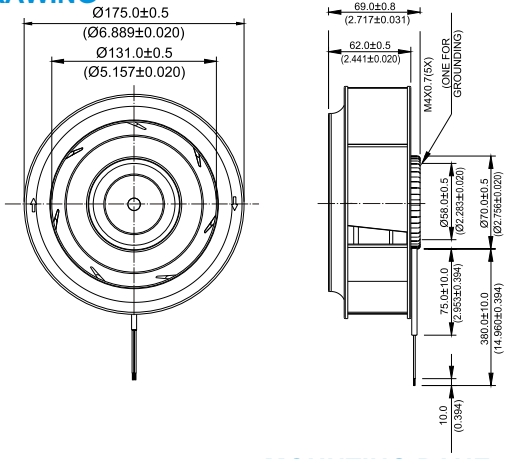


*New*



# KHB Ø 175 x 69 MM SERIES

## DIMENSIONS DRAWING

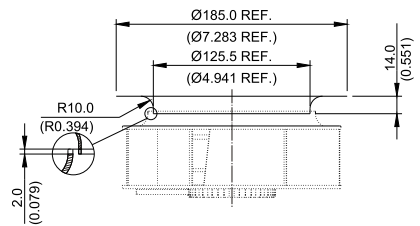
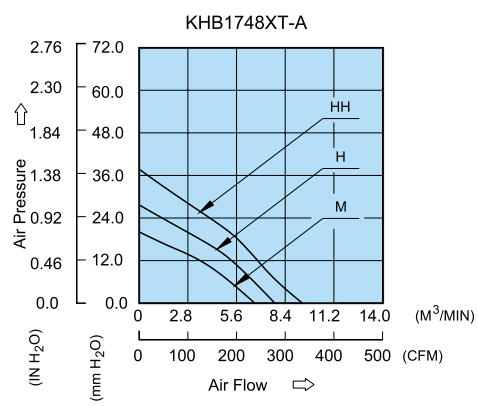


UNIT:  $\frac{\text{mm}}{\text{INCH}}$

- \* Bearing Type  
Ball Bearings
- \* Material
- \* Impeller : Plastic (UL 94V-0)
- \* Pillow : Die-Cast Aluminum
- \* Lead Wires :  
UL 1430 AWG #22 OR Equivalent  
Red Wire Positive (+)  
Black Wire Negative (-)
- \* Weight : 670g (23.63 oz)

## P & Q CURVE (AT RATED VOLTAGE)

## MOUNTING PANEL CUTOUT



UNIT:  $\frac{\text{mm}}{\text{INCH}}$

MODEL			Rated Voltage	Operating Voltage Range	Rated Current	Rated Input Power	Speed	Maximum Air Flow		Maximum Air Pressure		Noise
PART NO.	REV.	FUNCTION	VDC	VDC	Amp	Watt	R.P.M.	m <sup>3</sup> / min	CFM	mmH <sub>2</sub> O	IN H <sub>2</sub> O	dB-A
KHB1748MT	-A	-R00 / -F00	48	32.0 to 80.0	0.36	17.28	2300	6.642	234.55	21.26	0.837	59.0
KHB1748HT	-A	-R00 / -F00	48	32.0 to 80.0	0.57	27.36	2700	7.899	278.95	30.20	1.189	63.5
KHB1748HHT	-A	-R00 / -F00	48	32.0 to 80.0	0.73	35.04	3100	9.500	335.50	36.77	1.448	66.0

\* Function type is optional.  
 \* The max. air flow and the speed are measured in free air ; max. air pressure is measured at zero air flow.  
 \* Noise is measured in anechoic chamber in free air, one meter from intake side.  
 \* All readings are typical values at rated voltage.  
 \* Specifications are subject to change without notice.