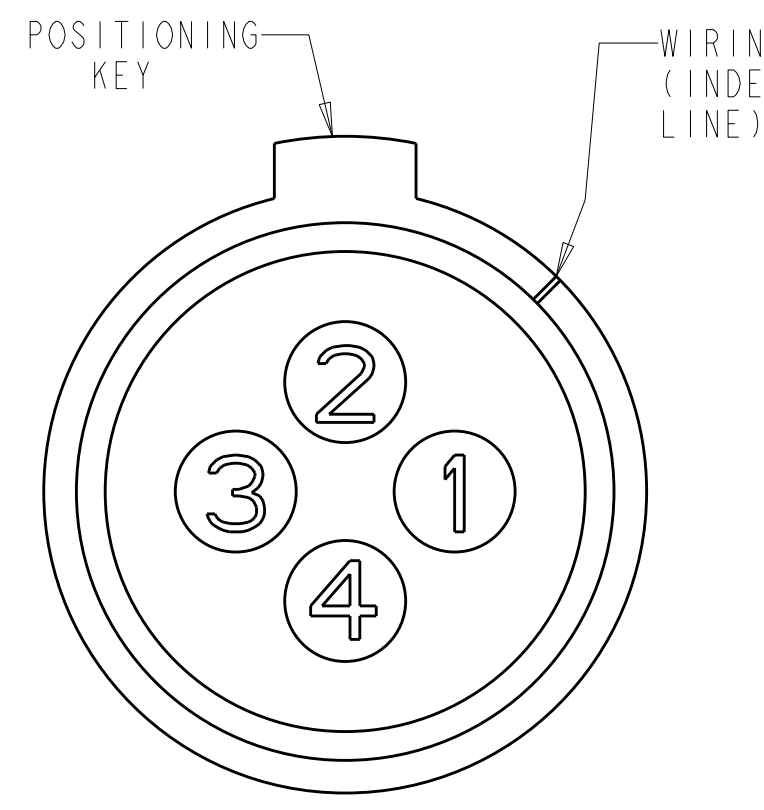
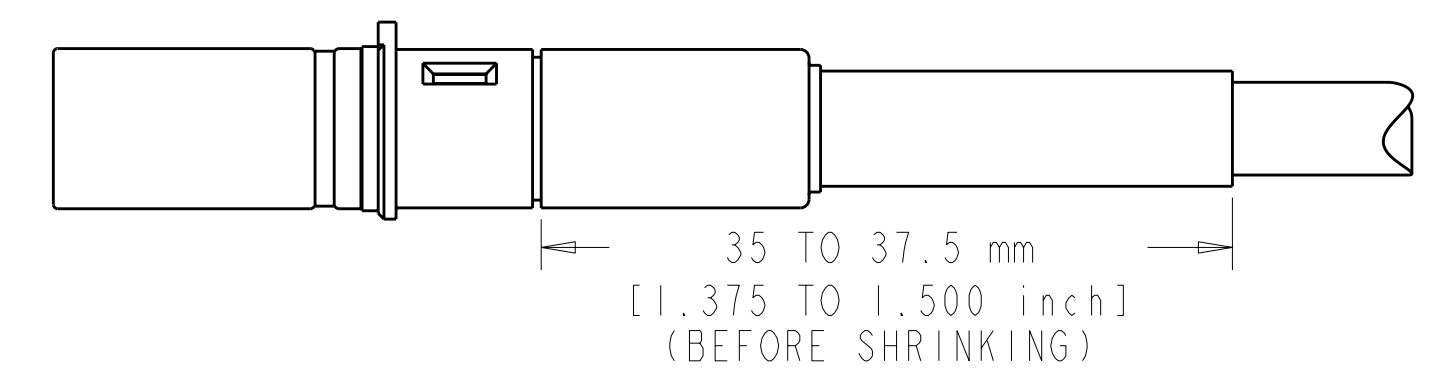


LOC	DIST	REV	DATE	BY	APPD
DF	A5	A	22JUN07	BH	RW

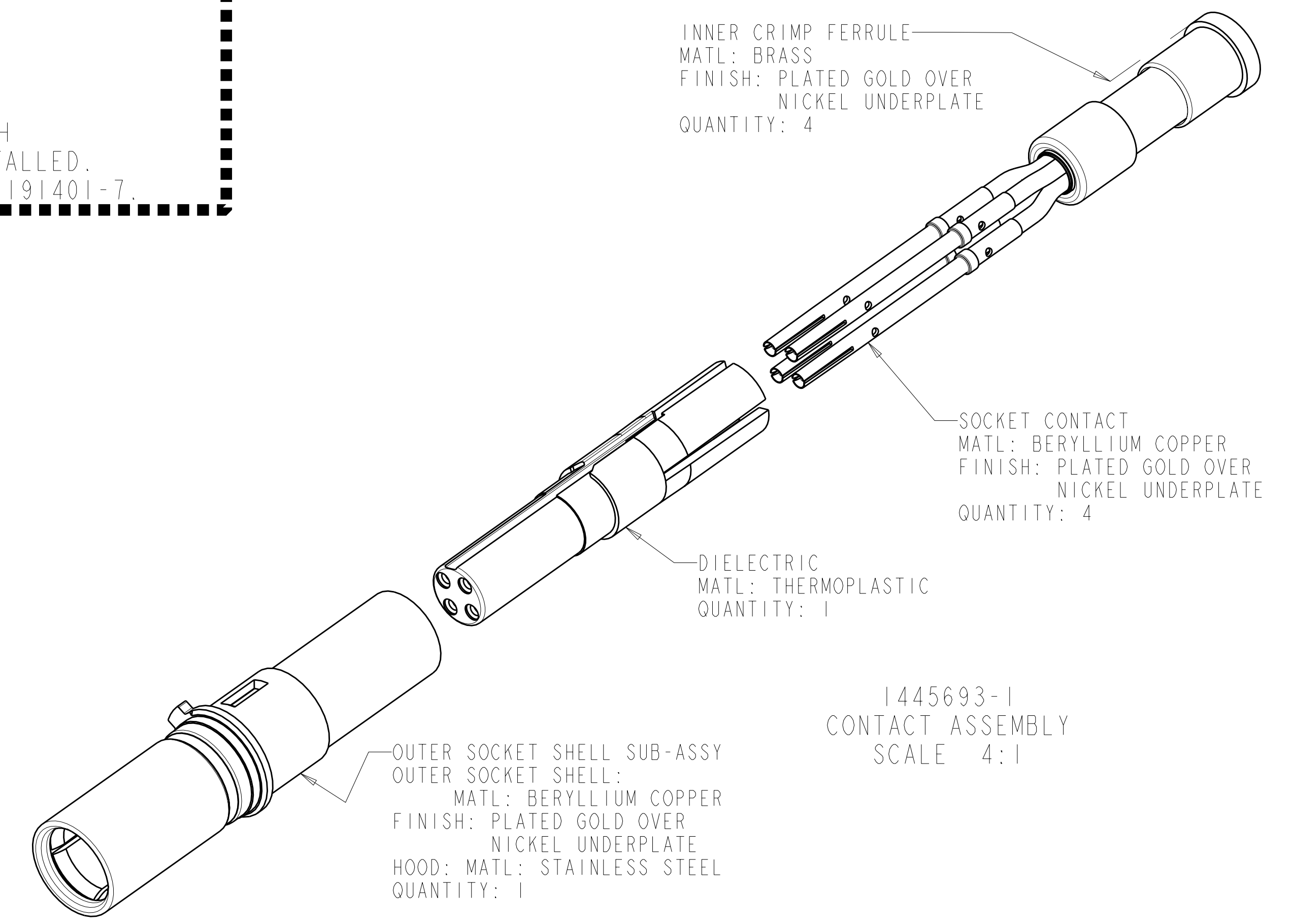


Rx-	4
Tx-	3
Rx+	2
Tx+	1
SIGNAL ALLOCATION	CAVITY NUMBER

**CONTACT CAVITY NUMBERING
 STANDARD CAVITY NUMBER ASSIGNMENT**



1811010-1 QUADRAX SOCKET ASSEMBLY SHOWN WITH
 ADHESIVE-LINED POLYOLEFIN HEAT-SHRINK TUBING INSTALLED.
 TYCO ELECTRONICS/RAYCHEM BULK TUBING PART NUMBER 4-1191401-7.



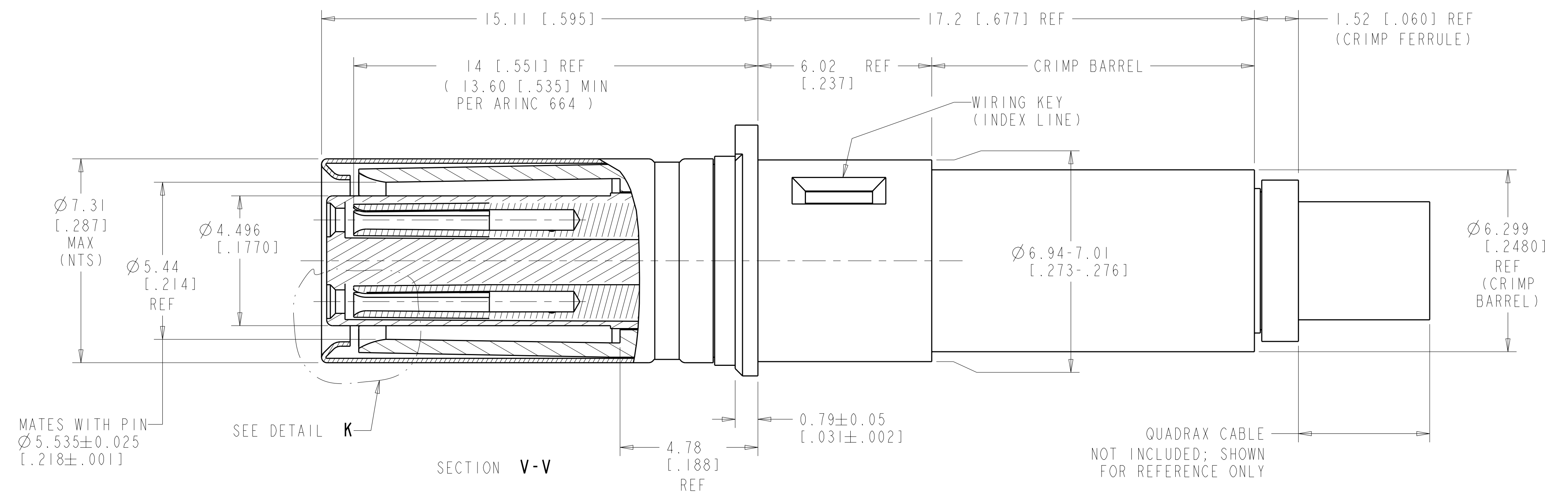
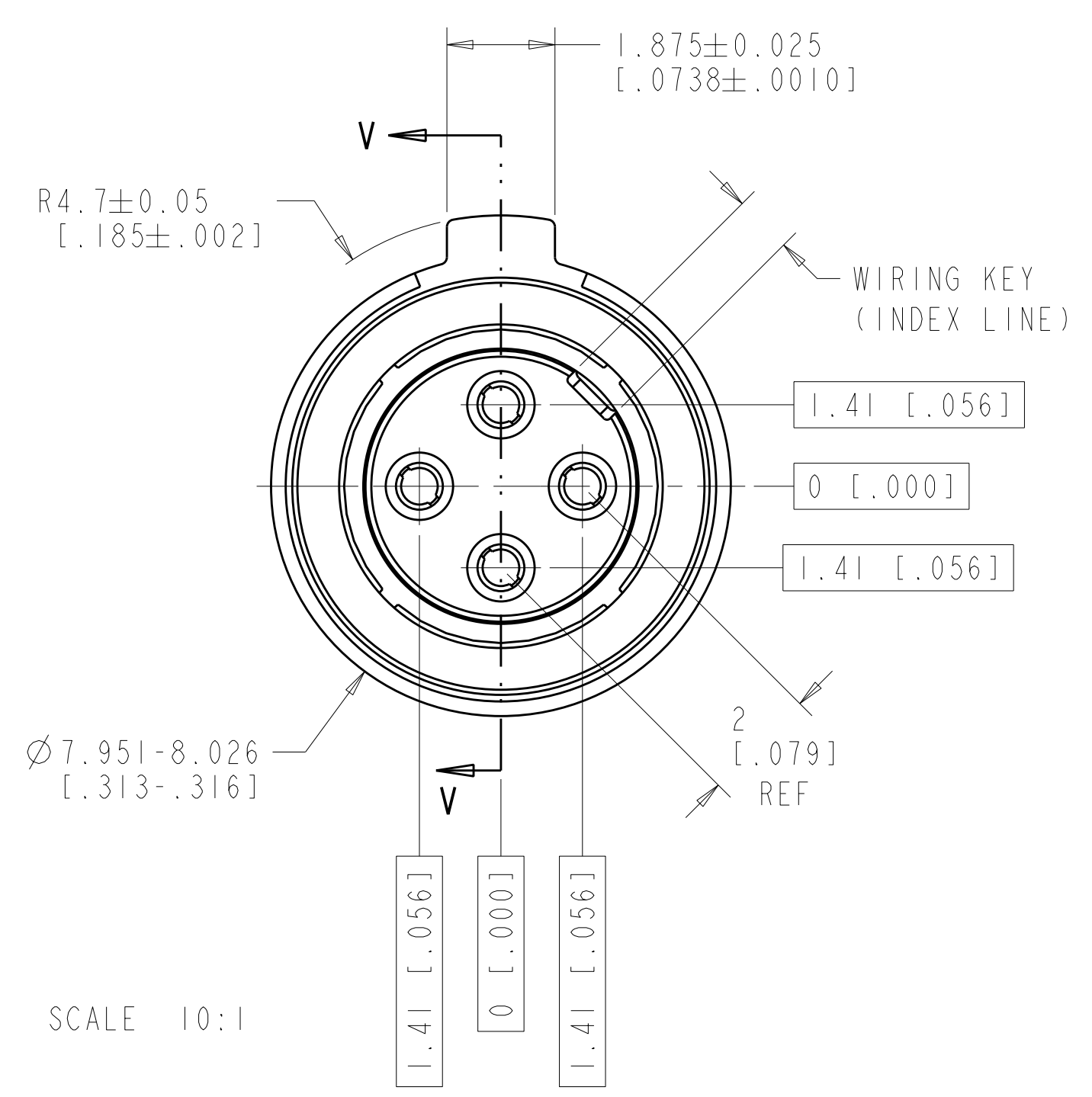
INNER CRIMP FERRULE
 MATL: BRASS
 FINISH: PLATED GOLD OVER
 NICKEL UNDERPLATE
 QUANTITY: 4

SOCKET CONTACT
 MATL: BERYLLIUM COPPER
 FINISH: PLATED GOLD OVER
 NICKEL UNDERPLATE
 QUANTITY: 4

DIELECTRIC
 MATL: THERMOPLASTIC
 QUANTITY: 1

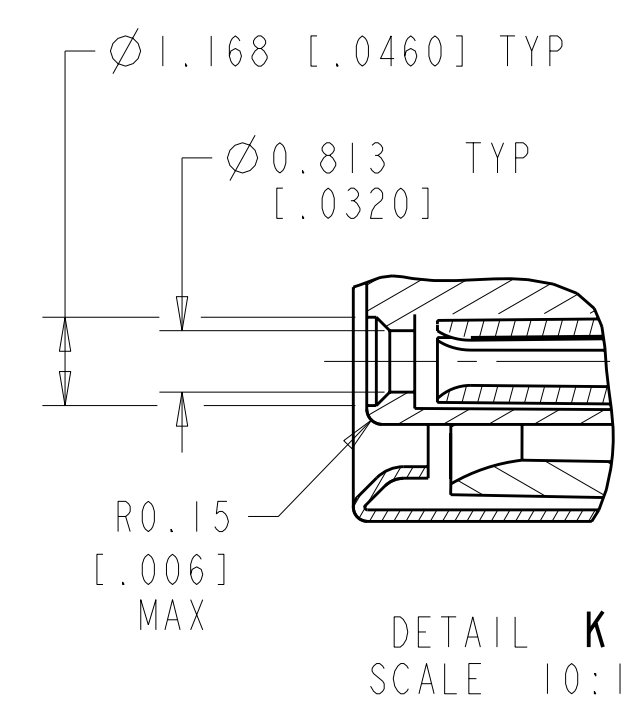
OUTER SOCKET SHELL SUB-ASSY
 OUTER SOCKET SHELL:
 MATL: BERYLLIUM COPPER
 FINISH: PLATED GOLD OVER
 NICKEL UNDERPLATE
 HOOD: MATL: STAINLESS STEEL
 QUANTITY: 1

1445693-1
 CONTACT ASSEMBLY
 SCALE 4:1



SCALE 10:1

QUADRAX CABLE
 NOT INCLUDED; SHOWN
 FOR REFERENCE ONLY



DETAIL K
 SCALE 10:1

- COMPONENTS ARE PACKAGED IN KIT FORM. CABLE PURCHASED SEPARATELY.
- ASSEMBLY PER APPLICATION SPECIFICATION 114-13123.
- USE INSERTION-EXTRACTION TOOL TYCO P/N 1738894-1.

DIMENSIONS:		TOLERANCES UNLESS OTHERWISE SPECIFIED:		MATERIAL:		FINISH:	
mm	[INCH]	Ø	PLC	±	0	PLC	±
			1		±0.2	PLC	±0.2
			2		±0.13	PLC	±0.051
			3		±0.051	PLC	±0.002
			4		±	PLC	±
			ANGLES		±		

DESCRIPTION	PART NO.
QUADRAX SOCKET CONTACT 1445693-1 WITH HEAT-SHRINK TUBING	1811010-1

NAME	DATE	BY	APPD
James M. Sabo	09 June 04	W.H. BERNHART	W.H. BERNHART
W.H. BERNHART	09 June 04	W.H. BERNHART	W.H. BERNHART

SIZE	CAGE CODE	DRAWING NO.	RESTRICTED TO
A11	00779	C=1811010	

TYCO Electronics
 Harrisburg, PA 17105-3608

QUADRAX SOCKET KIT
 WITH HEAT-SHRINK TUBING

CUSTOMER DRAWING

SCALE 10:1 SHEET 1 OF 1 REV A