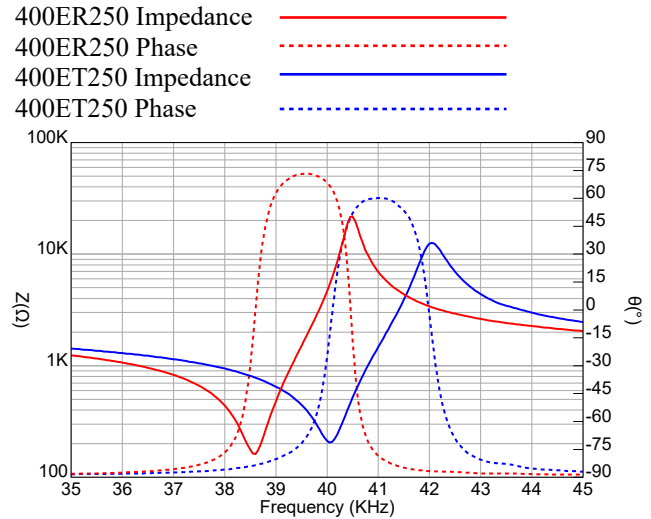




Impedance/Phase Angle vs. Frequency

Tested under 1Vrms Oscillation Level



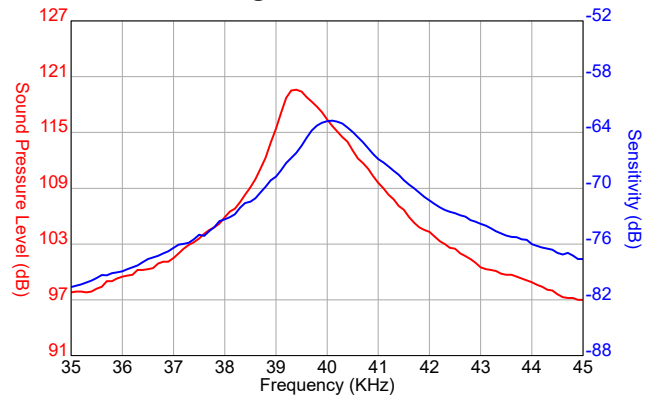
Specification

400ET250	Transmitter
400ER250	Receiver
Center Frequency	40.0±1.0KHz
Bandwidth (-6dB)	400ET250 1.0KHz 400ER250
Transmitting Sound Pressure Level at 40.0KHz; 0dB re 0.0002μbar per 10Vrms at 30cm	115dB min. 107 dB min. for SUS316
Receiving Sensitivity at 40.0KHz 0dB = 1 volt/μbar	-70dB min. -72 dB min. for SUS316
Capacitance at 1KHz	±20% 2800 pF
Max. Driving Voltage (cont.)	20Vrms
Total Beam Angle	-6dB 30° typical
Operation Temperature	-30 to 70°C
Storage Temperature	-40 to 80°C

All specification taken typical at 25°C
Closer frequency tolerance can be supplied upon request.

Sensitivity/Sound Pressure Level

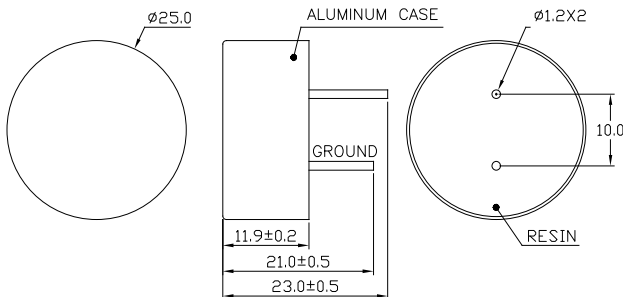
Tested under 10Vrms @30cm



Model available:

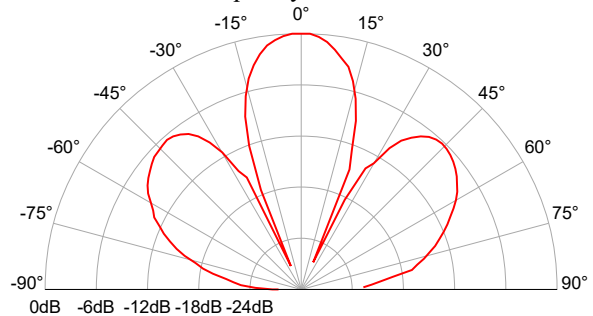
1	400ET/R250	Aluminum Housing
2	400ET/R25B	Black Alum. Housing
3	400ET/R25S	SUS316 Housing

Dimensions: dimensions are in mm



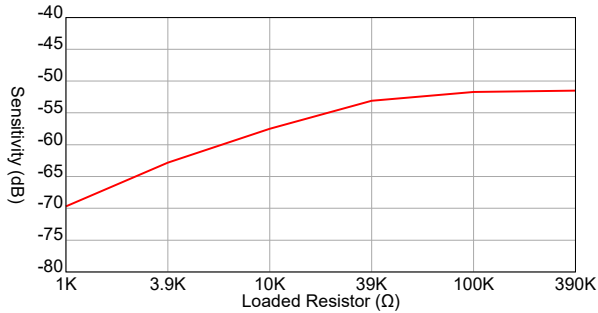
Beam Angle

Tested at 40.0KHz Frequency



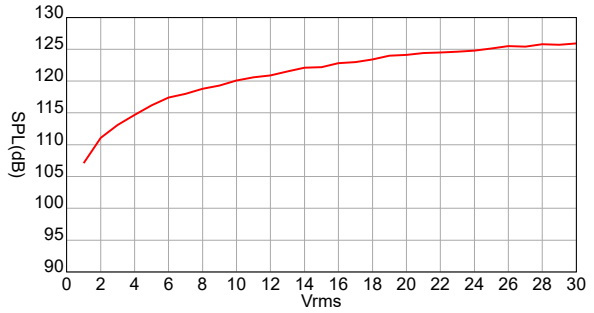
400ER250 Receiver

Sensitivity Variation vs. Loaded Resistor

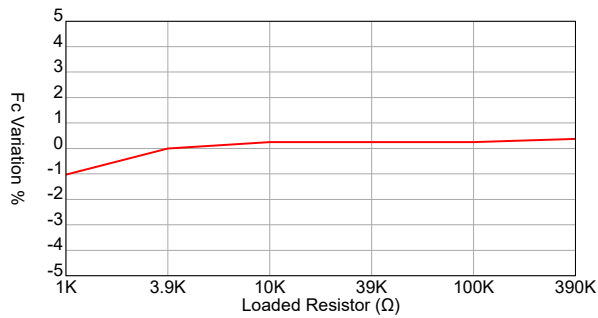


400ET250 Transmitter

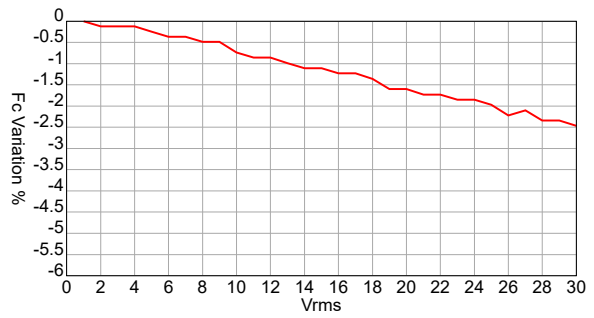
SPL Variation vs. Driving Voltage



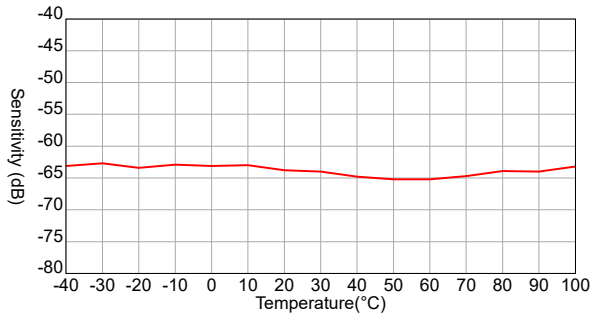
Center Frequency Shift vs. Loaded Resistor



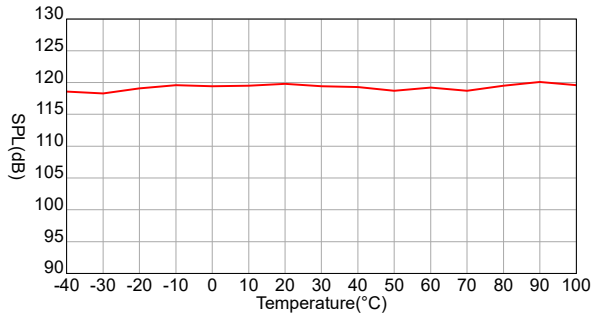
Center Frequency Shift vs. Driving Voltage



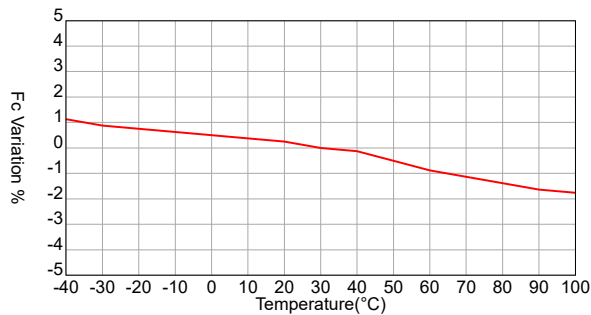
Sensitivity Variation vs. Temperature



SPL Variation vs. Temperature



Center Frequency Shift vs. Temperature



Center Frequency Shift vs. Temperature

