

DIALIGHT PART NUMBER	COLOR	VOLTAGE	LENS
507-4756-3331-500F	RED	3.6 VDC	FIG. 1
507-4756-3731-500F	RED	3.6 VDC	FIG. 2
507-4757-3331-500F	RED	5 VDC	FIG. 1
507-4757-3731-500F	RED	5 VDC	FIG. 2
507-4759-3331-500F	RED	10 VDC	FIG. 1
507-4759-3731-500F	RED	10 VDC	FIG. 2
507-4760-3331-500F	RED	14 VDC	FIG. 1
507-4760-3731-500F	RED	14 VDC	FIG. 2
507-4761-3331-500F	RED	28 VDC	FIG. 1
507-4761-3731-500F	RED	28 VDC	FIG. 2
507-4856-3332-500F	GREEN	3.6 VDC	FIG. 1
507-4856-3732-500F	GREEN	3.6 VDC	FIG. 2
507-4857-3332-500F	GREEN	5 VDC	FIG. 1
507-4857-3732-500F	GREEN	5 VDC	FIG. 2
507-4859-3332-500F	GREEN	10 VDC	FIG. 1
507-4859-3732-500F	GREEN	10 VDC	FIG. 2
507-4860-3332-500F	GREEN	14 VDC	FIG. 1
507-4860-3732-500F	GREEN	14 VDC	FIG. 2
507-4861-3332-500F	GREEN	28 VDC	FIG. 1
507-4861-3732-500F	GREEN	28 VDC	FIG. 2
507-4956-3333-500F	YELLOW	3.6 VDC	FIG. 1
507-4956-3733-500F	YELLOW	3.6 VDC	FIG. 2
507-4957-3333-500F	YELLOW	5 VDC	FIG. 1
507-4957-3733-500F	YELLOW	5 VDC	FIG. 2
507-4959-3333-500F	YELLOW	10 VDC	FIG. 1
507-4959-3733-500F	YELLOW	10 VDC	FIG. 2
507-4960-3333-500F	YELLOW	14 VDC	FIG. 1
507-4960-3733-500F	YELLOW	14 VDC	FIG. 2
507-4961-3333-500F	YELLOW	28 VDC	FIG. 1
507-4961-3733-500F	YELLOW	28 VDC	FIG. 2
507-5062-3334-500F	BLUE	3 VDC	FIG. 1
507-5062-3734-500F	BLUE	3 VDC	FIG. 2
507-5064-3334-500F	BLUE	5 VDC	FIG. 1
507-5064-3734-500F	BLUE	5 VDC	FIG. 2
507-5066-3334-500F	BLUE	10 VDC	FIG. 1
507-5066-3734-500F	BLUE	10 VDC	FIG. 2
507-5067-3334-500F	BLUE	14 VDC	FIG. 1
507-5067-3734-500F	BLUE	14 VDC	FIG. 2
507-5068-3334-500F	BLUE	28 VDC	FIG. 1
507-5068-3734-500F	BLUE	28 VDC	FIG. 2
507-5164-3337-500F	WHITE	5 VDC	FIG. 1
507-5164-3737-500F	WHITE	5 VDC	FIG. 2
507-5166-3337-500F	WHITE	10 VDC	FIG. 1
507-5166-3737-500F	WHITE	10 VDC	FIG. 2
507-5167-3337-500F	WHITE	14 VDC	FIG. 1
507-5167-3737-500F	WHITE	14 VDC	FIG. 2
507-5168-3337-500F	WHITE	28 VDC	FIG. 1
507-5168-3737-500F	WHITE	28 VDC	FIG. 2

RoHS COMPLIANT 507-XXXX-3X3X-500F
Part Numbers with the "F" suffix ending are RoHS Compliant.
For example: 507-4756-3331-500F
Packaging is marked with "RoHS Compliant" label or equivalent markings.

FIG. 1
(CYLINDRICAL LENS)

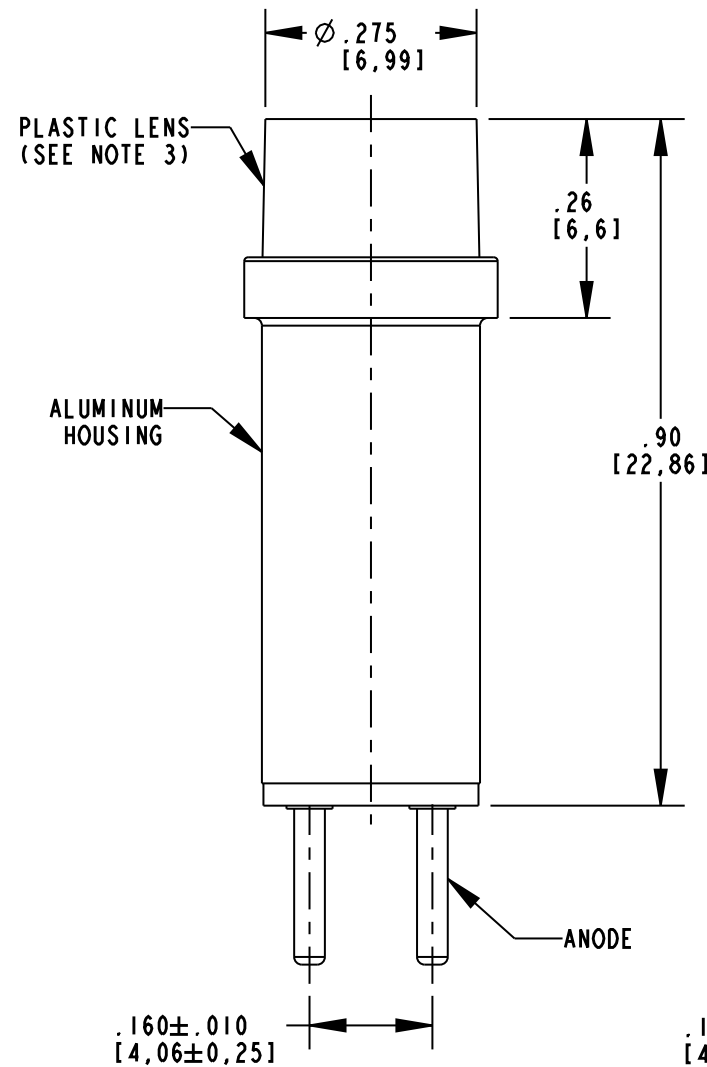
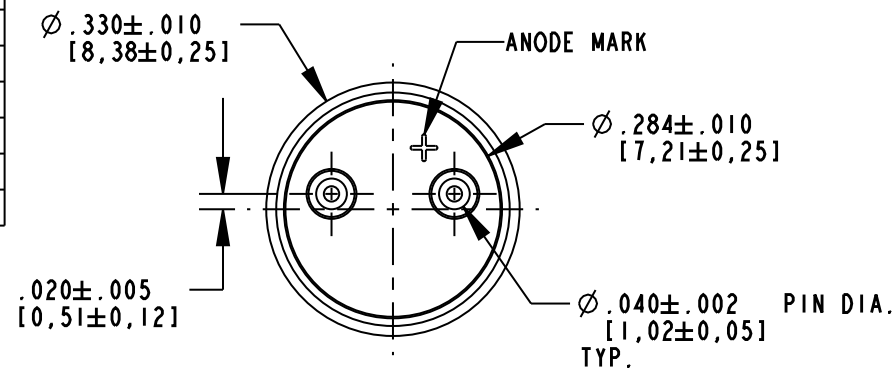
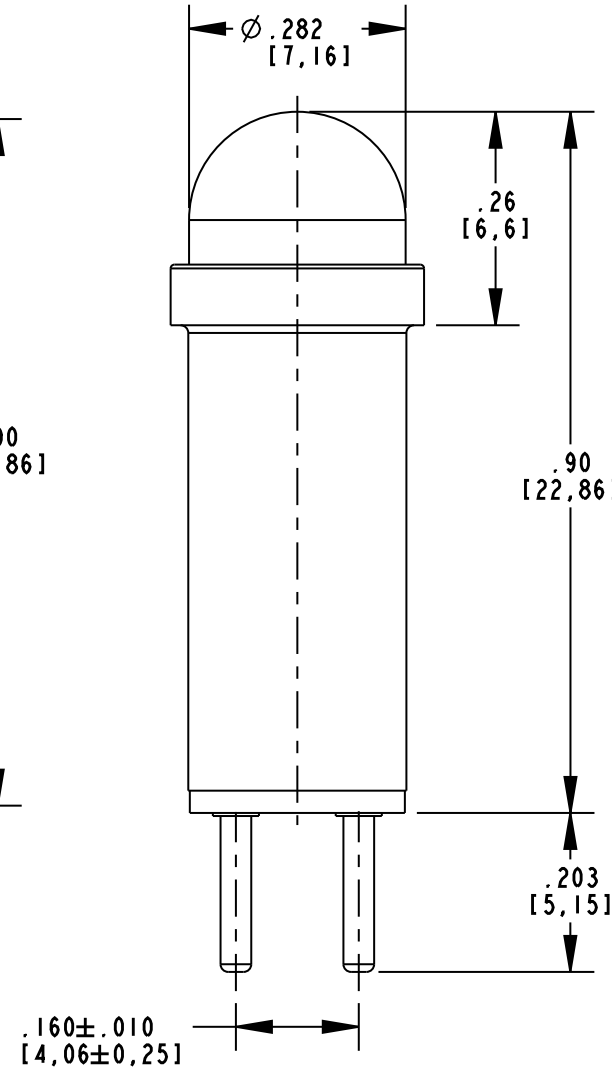


FIG. 2
(STOVEPIPE LENS)



REV	ECN NO	REVISIONS	DRN	CKD	APP	DATE
A	—	NEW RELEASE	AJF	KLJ	CJC	1-21-10
B	—	ADDED P/Ns: 507-5164-3337-500F, 507-5164-3737-500F, 507-5166-3337-500F, 507-5166-3737-500F, 507-5167-3337-500F, 507-5167-3737-500F, 507-5168-3337-500F, 507-5168-3737-500F	AJF	KLJ	CJC	5-27-10

NOTES:

- POLARITY OF LAMP IS CRITICAL.
- THE RATED VOLTAGE IS NOT TO BE EXCEEDED BY MORE THAN 5% IN ORDER TO AVOID DAMAGE TO LAMP.
- LENS CONTAINS AN INTERNAL FRESNEL RING PATTERN TO ASSURE MAXIMUM LIGHT OUTPUT.
- DIALIGHT PART NUMBER 507-XXXX-3X3X-500F.
- PART CAN BE USED WITH DIALIGHT 250 AND 508 SERIES HOLDERS FOR .375" MOUNTING HOLE OR 515 SERIES CONNECTORS FOR 9/32" MOUNTING HOLE.
- THIS ASSEMBLY CONTAINS ELECTROSTATIC DISCHARGE SENSITIVE DEVICES (ESDS). MAINTAIN ALL PRECAUTIONARY MEASURES DURING ASSEMBLY, HANDLING, AND STORAGE IN ACCORDANCE WITH IPC-A-610.



ATTENTION:
OBSERVE PRECAUTIONS FOR
HANDLING ELECTROSTATIC
SENSITIVE DEVICES

THIS DRAWING AND THE CONTENTS HEREIN ARE CONFIDENTIAL AND THE SOLE PROPERTY OF DIALIGHT. REPRODUCTION OF THIS DRAWING OR CONSTRUCTION OF ANY PARTS WITHIN THIS DRAWING ARE FORBIDDEN WITHOUT THE WRITTEN CONSENT OF DIALIGHT.		
SCALE: 4.000 ALL DIM'S IN: INCHES (MM)	DRAWING NUMBER C-17811	REV B
TOLERANCES: UNLESS OTHERWISE SPECIFIED FRACTIONS: ±1/64 DECIMALS (.XX): ±.02 DECIMALS (.XXX): ±.015	TITLE 507 LED DATALAMP CARTRIDGES	
ANGLES: ±3°	MATERIAL	
FINISH:	Dialight 1501 ROUTE 34 SOUTH FARMINGDALE, NJ 07727	
FSCM 83330	SHEET 1 OF 1	FAMILY TABLE: