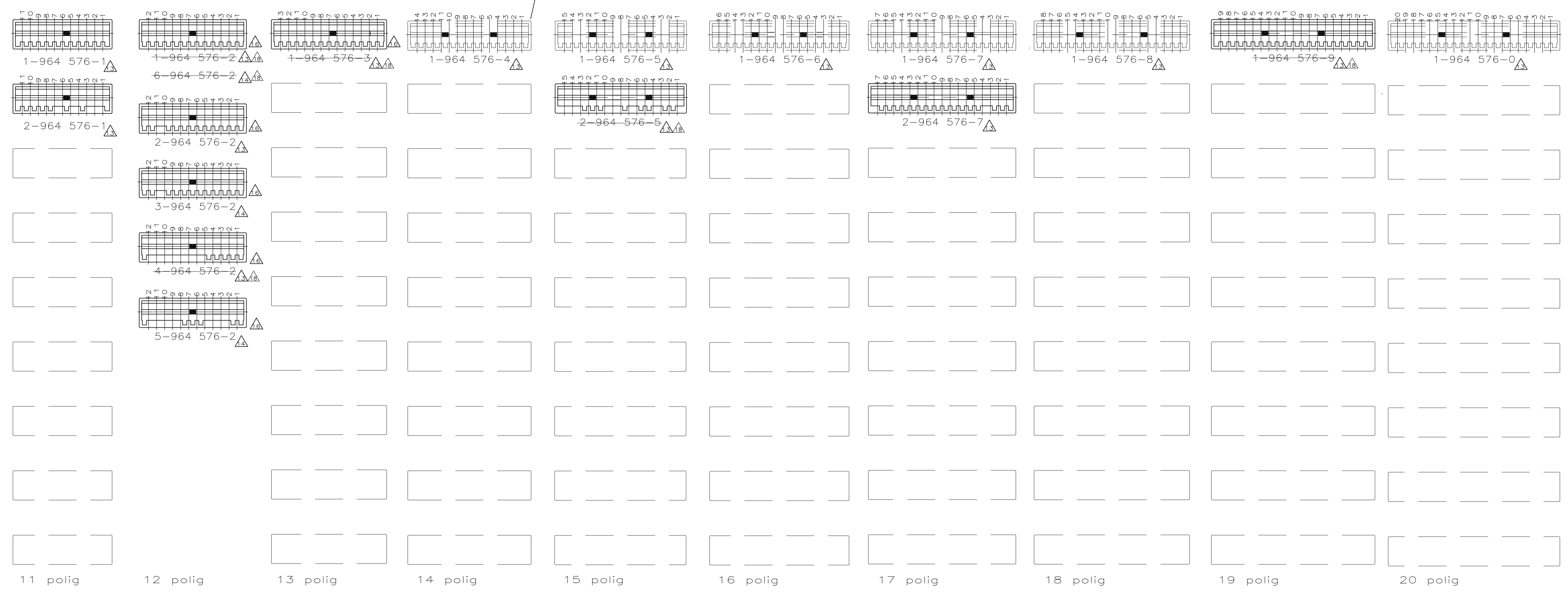
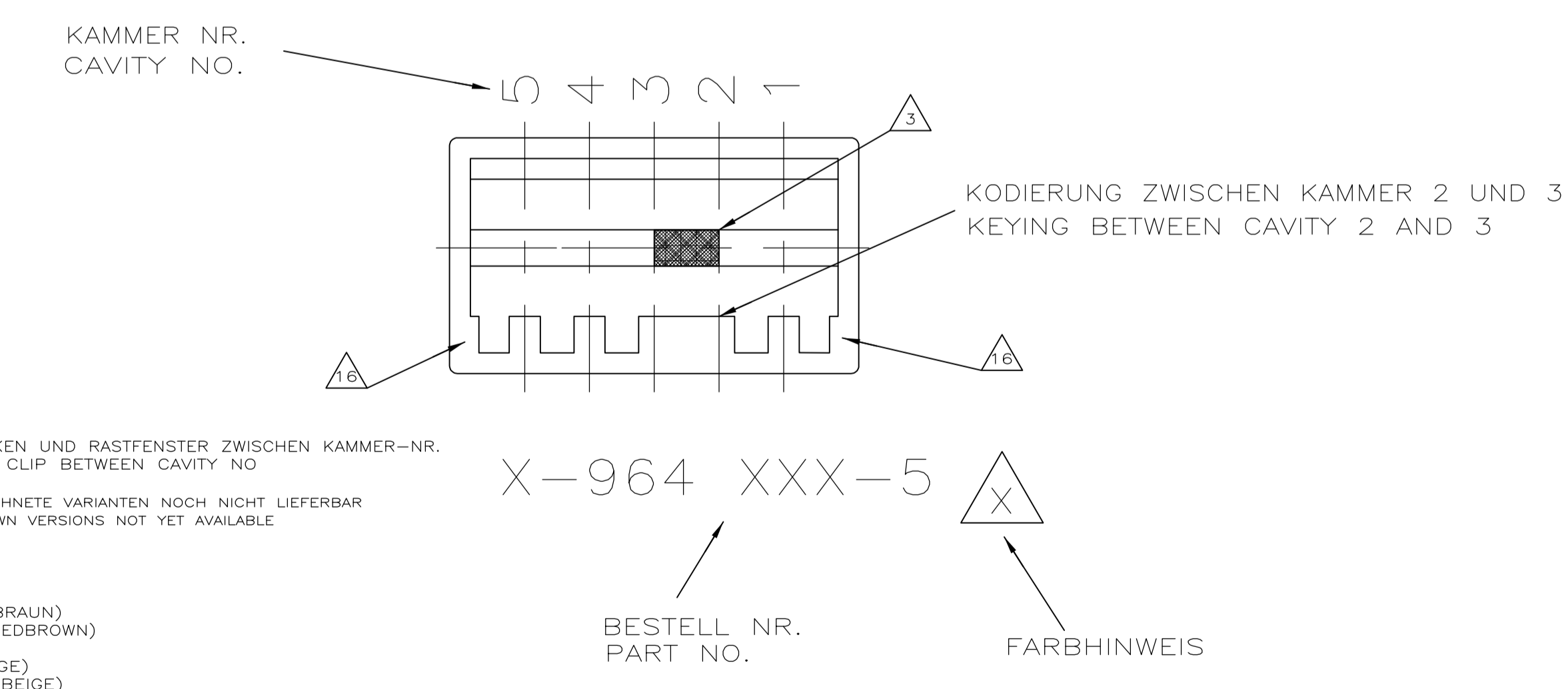


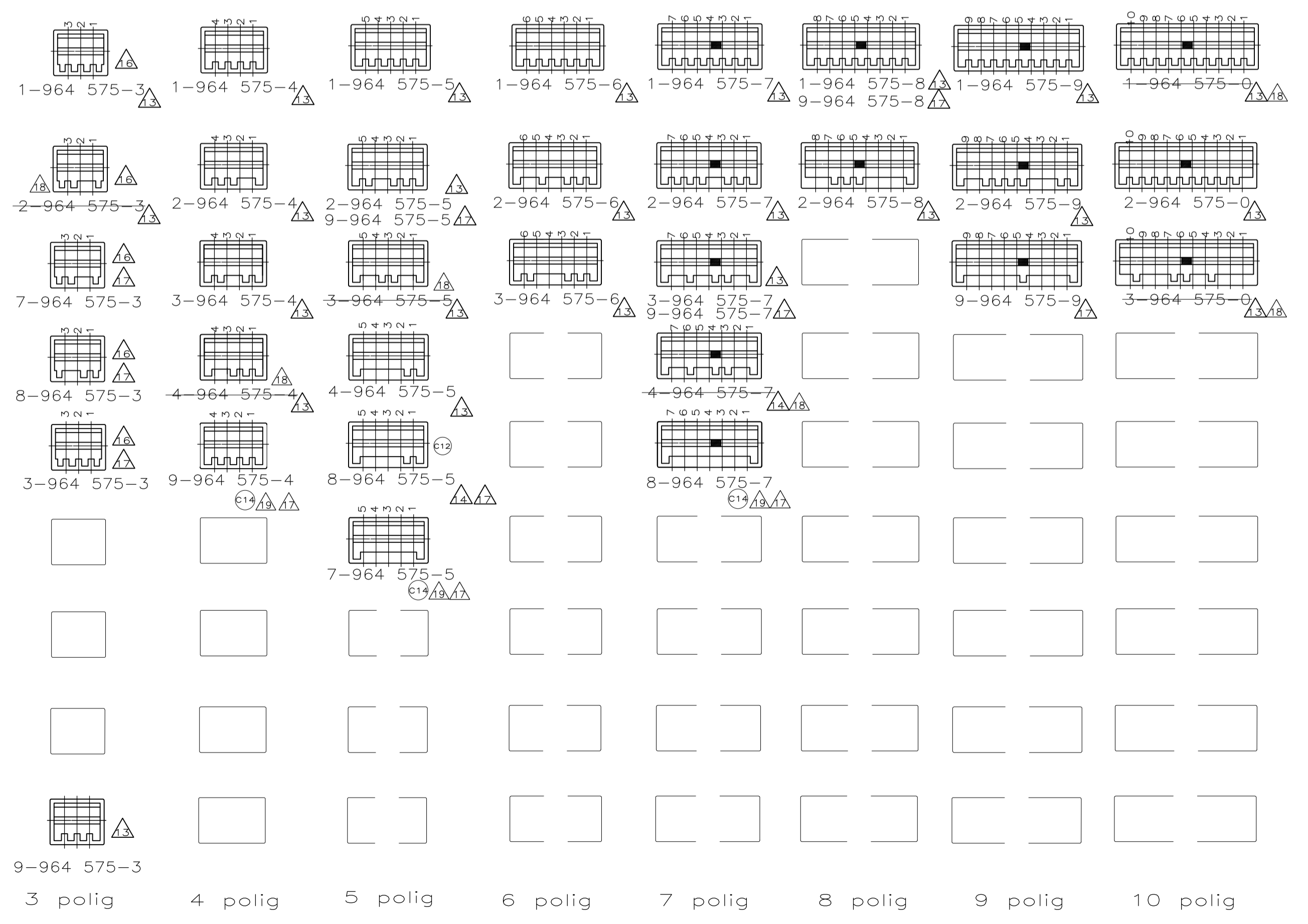
LOC		DIST		REVISIONS			
P	LTR	DESCRIPTION	DATE	DN	APVD		
-	-	SEE SHEET 1	-	-	-	-	-



BEISPIEL:
EXAMPLE:



- 3 ZUSÄTZLICHE RASTHAKEN UND RASTFENSTER ZWISCHEN KAMMER-NR.
ADDITIONAL LOCKING CLIP BETWEEN CAVITY NO.
- 12 MIT STRICHLINIE GEZEICHNETE VARIANTEN NOCH NICHT LIEFERBAR
WITH STROKE LINE DRAWN VERSIONS NOT YET AVAILABLE
- 13 FARBE: SCHWARZ
COLOUR: BLACK
- 14 FARBE: NATUR (ROTBRAUN)
COLOUR: NATURAL (REDBROWN)
- 15 FARBE: NATUR (BEIGE)
COLOUR: NATURAL (BEIGE)
- 16 Außennuten eingengt, Varianten siehe Kodierungsbilder
GROOVES ON OUTSIDE NARROWED, VERSIONS SEE KEYING SCETCHES



THIS DRAWING IS A CONTROLLED DOCUMENT.		DIN MASEK 05.04.93	 TE Connectivity
DIMENSIONS: mm		CHK BORMUTH 05.04.93	
TOLERANCES UNLESS OTHERWISE SPECIFIED: ±0.2 mm		APVD	NAME: AMP DUOPLUG 2.5 SYSTEM PCB RAHMEN 3-20 POL. AMP DUOPLUG 2.5 SYSTEM PCB FRAME 3-20 POL.
0 PLC ± -		PRODUCT SPEC	APPLICATION SPEC
1 PLC ± -		SIZE	CAGE CODE DRAWING NO.
2 PLC ± -		WEIGHT	A1 00779 964575
3 PLC ± -		CUSTOMER DRAWING	SCALE 10:1 SHEET 2 OF 2 REV C16
4 PLC ± -			
5 PLC ± -			
6 PLC ± -			
7 PLC ± -			
8 PLC ± -			
9 PLC ± -			
10 PLC ± -			