


Cree® 5-mm Blue and Green Round LED

C503B-BCS/BCN-030

C503B-GCS/GCN-030



PRODUCT DESCRIPTION

Round LEDs offer superior light output for excellent readability in sunlight and dependable performance. They provide extremely stable light output over long periods of time.

These lamps are made with an advanced optical-grade epoxy offering superior high-temperature and high-moisture-resistance performance in outdoor signal and sign applications.

FEATURES

- Size (mm): 5
- Color and Typical Dominant Wavelength:
Blue (470nm)
Green(527nm)
- Luminous Intensity (mcd)
C503B-BCS/BCN-030:
(1520-8200)
C503B-GCS/GCN-030:
(5860-23500)
- Viewing angle:
C503B-BCS/BCN/GCS/GCN-030:
30 degree minimum
- Lead - Free
- RoHS Compliant

APPLICATIONS

- Electronic Signs & Signals (ESS)
- Motorway Signs
- Variable Message Sign (VMS)
- Advertising signs
- Petrol Signs
- Amusement

ABSOLUTE MAXIMUM RATINGS ($T_A = 25^\circ\text{C}$)

Items	Symbol	Absolute Maximum Rating	Unit
		Blue/Green	
Forward Current	I_F	30	mA
Peak Forward Current ^{Note1}	I_{FP}	100	mA
Reverse Voltage	V_R	5	V
Power Dissipation	P_D	120	mW
Operation Temperature	T_{opr}	-40 ~ +95	$^\circ\text{C}$
Storage Temperature	T_{stg}	-40 ~ +100	$^\circ\text{C}$
Lead Soldering Temperature	T_{sol}	Max. 260 $^\circ\text{C}$ for 3 sec. max. (3 mm from the base of the epoxy bulb)	

Note:

1. Pulse width ≤ 0.1 msec, duty $\leq 1/10$.

TYPICAL ELECTRICAL & OPTICAL CHARACTERISTICS ($T_A = 25^\circ\text{C}$)

Characteristics	Color		Symbol	Condition	Unit	Minimum	Typical	Maximum
Forward Voltage	Blue/Green		V_F	$I_F = 20$ mA	V		3.2	3.6
Reverse Current	Blue/Green		I_R	$V_R = 5$ V	μA			100
Dominant Wavelength	Blue		λ_D	$I_F = 20$ mA	nm	465	470	480
	Green		λ_D	$I_F = 20$ mA	nm	520	527	535
Luminous Intensity	Blue	C503B-BCS/BCN-030	I_V	$I_F = 20$ mA	mcd	1520	4100	
	Green	C503B-GCS/GCN-030	I_V	$I_F = 20$ mA	mcd	5860	12500	
50% Power Angle	C503B-BCS/BCN/GCS/GCN-030		$2\theta_{1/2}$	$I_F = 20$ mA	deg	30		

INTENSITY BIN LIMIT ($I_F = 20 \text{ mA}$)

Blue

C503B-BCS/BCN-030 (30 degree min)

Bin Code	Min.(mcd)	Max.(mcd)	Bin Code	Min.(mcd)	Max.(mcd)
U0	1520	2130	Ua	1520	1824
			Ub	1824	2130
V0	2130	3000	Va	2130	2564
			Vb	2564	3000
W0	3000	4180	Wa	3000	3590
			Wb	3590	4180
X0	4180	5860	Xa	4180	5020
			Xb	5020	5860
Y0	5860	8200	Ya	5860	7030
			Yb	7030	8200

Green

C503B-GCS/GCN-030 (30 degree min)

Bin Code	Min.(mcd)	Max.(mcd)	Bin Code	Min.(mcd)	Max.(mcd)
Y0	5860	8200	Ya	5860	7030
			Yb	7030	8200
Z0	8200	12000	Za	8200	10100
			Zb	10100	12000
A0	12000	16800	Aa	12000	14400
			Ab	14400	16800
B0	16800	23500	Ba	16800	20150
			Bb	20150	23500

- Tolerance of measurement of luminous intensity is $\pm 15\%$

COLOR BIN LIMIT ($I_F = 20 \text{ mA}$)

Blue

Bin Code	Min.(nm)	Max.(nm)
B4	465	470
B45	467.5	472.5
B5	470	475
B67	472.5	477.5
B6	475	480

Green

Bin Code	Min.(nm)	Max.(nm)
G7	520	525
G23	522.5	527.5
G8	525	530
G45	527.5	532.5
G9	530	535

- Tolerance of measurement of dominant wavelength is $\pm 1 \text{ nm}$

ORDER CODE TABLE*

Blue (30 degree min)

Color	Kit Number	Viewing Angle	Luminous Intensity (mcd)		Dominant Wavelength				Package	Standoff
			Min.	Max.	Color Bin	Min. (nm)	Color Bin	Max. (nm)		
Blue	C503B-BCS-CU0Y0461-030	30	1520	8200	B4	465	B6	480	Bulk	Yes
Blue	C503B-BCS-CU0W0451-030	30	1520	4180	B4	465	B5	475	Bulk	Yes
Blue	C503B-BCS-CW0Y0451-030	30	3000	8200	B4	465	B5	475	Bulk	Yes
Blue	C503B-BCS-CU0Y0462-030	30	1520	8200	B4	465	B6	480	Ammo	Yes
Blue	C503B-BCS-CU0W0452-030	30	1520	4180	B4	465	B5	475	Ammo	Yes
Blue	C503B-BCS-CW0Y0452-030	30	3000	8200	B4	465	B5	475	Ammo	Yes
Blue	C503B-BCN-CU0Y0461-030	30	1520	8200	B4	465	B6	480	Bulk	No
Blue	C503B-BCN-CU0W0451-030	30	1520	4180	B4	465	B5	475	Bulk	No
Blue	C503B-BCN-CW0Y0451-030	30	3000	8200	B4	465	B5	475	Bulk	No
Blue	C503B-BCN-CU0Y0462-030	30	1520	8200	B4	465	B6	480	Ammo	No
Blue	C503B-BCN-CU0W0452-030	30	1520	4180	B4	465	B5	475	Ammo	No
Blue	C503B-BCN-CW0Y0452-030	30	3000	8200	B4	465	B5	475	Ammo	No

Green (30 degree min)

Color	Kit Number	Viewing Angle	Luminous Intensity (mcd)		Dominant Wavelength				Package	Standoff
			Min.	Max.	Color Bin	Min. (nm)	Color Bin	Max. (nm)		
Green	C503B-GCS-CY0B0791-030	30	5860	23500	G7	520	G9	535	Bulk	Yes
Green	C503B-GCS-CZ0B0781-030	30	8200	23500	G7	520	G8	530	Bulk	Yes
Green	C503B-GCS-CZ0B0891-030	30	8200	23500	G8	525	G9	535	Bulk	Yes
Green	C503B-GCS-CY0B0792-030	30	5860	23500	G7	520	G9	535	Ammo	Yes
Green	C503B-GCS-CZ0B0782-030	30	8200	23500	G7	520	G8	530	Ammo	Yes
Green	C503B-GCS-CZ0B0892-030	30	8200	23500	G8	525	G9	535	Ammo	Yes
Green	C503B-GCN-CY0B0791-030	30	5860	23500	G7	520	G9	535	Bulk	No
Green	C503B-GCN-CZ0B0781-030	30	8200	23500	G7	520	G8	530	Bulk	No
Green	C503B-GCN-CZ0B0891-030	30	8200	23500	G8	525	G9	535	Bulk	No
Green	C503B-GCN-CY0B0792-030	30	5860	23500	G7	520	G9	535	Ammo	No
Green	C503B-GCN-CZ0B0782-030	30	8200	23500	G7	520	G8	530	Ammo	No
Green	C503B-GCN-CZ0B0892-030	30	8200	23500	G8	525	G9	535	Ammo	No

Notes:

1. The above kit numbers represent order codes that include multiple intensity-bin and color-bin codes. Only one intensity-bin code and one color-bin code will be shipped on each bulk. Single intensity-bin code and single color-bin codes will not be orderable.
2. Please refer to the "Cree LED Lamp Reliability Test Standards" document for reliability test conditions.
3. Please refer to the "Cree LED Lamp Soldering & Handling" document for information about how to use this LED product safely.

GRAPHS

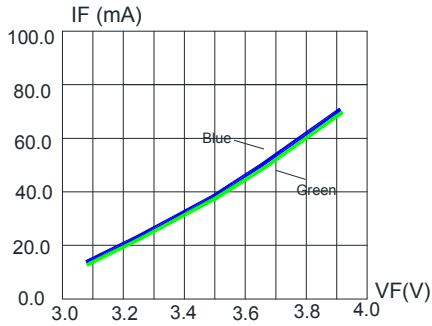


FIG.1 FORWARD CURRENT VS. FORWARD VOLTAGE.

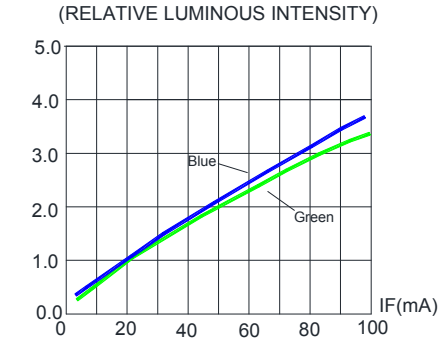


FIG.2 RELATIVE LUMINOUS INTENSITY VS. FORWARD CURRENT

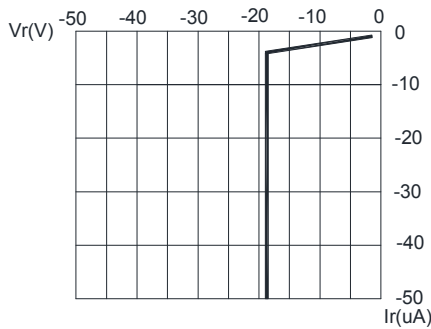


FIG.3 REVERSE CURRENT VS. REVERSE VOLTAGE.

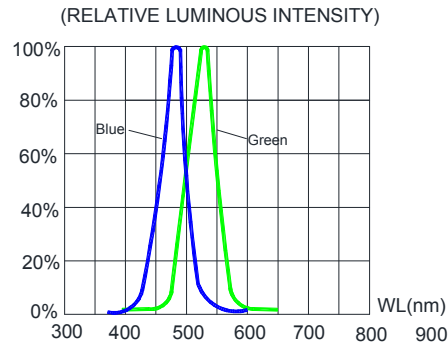


FIG.4 RELATIVE LUMINOUS INTENSITY VS. WAVELENGTH.

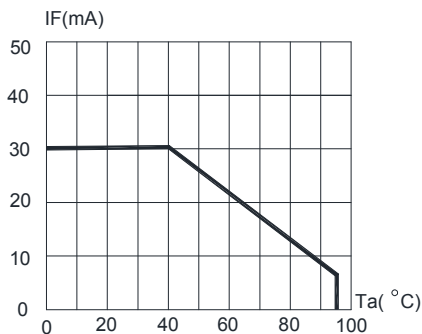


FIG.5 BLUE & GREEN MAXIMUM FORWARD DC CURRENT VS AMBIENT TEMPERATURE ($T_{jmax}=105^{\circ}C$)

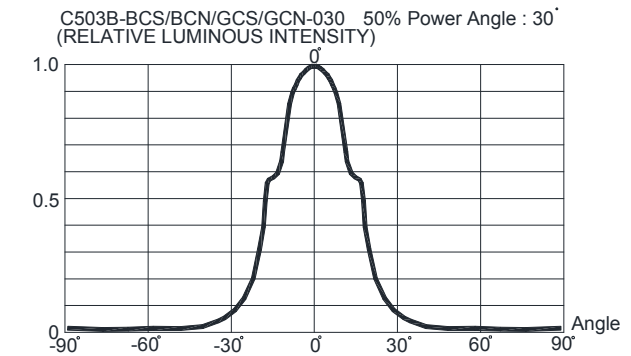


FIG.6 FAR FIELD PATTERN

The above data are collected from statistical figures that do not necessarily correspond to the actual parameters of each single LED. Hence, these data will be changed without further notice.

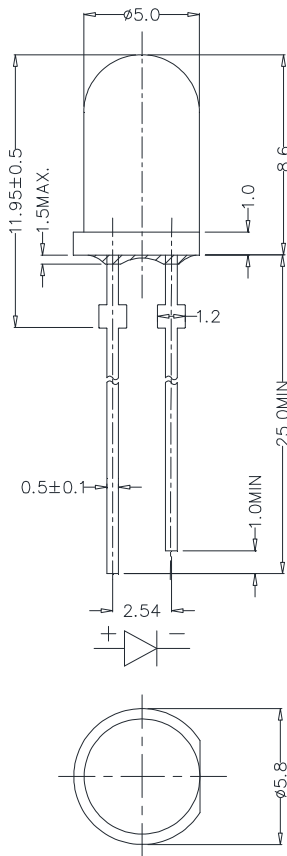
MECHANICAL DIMENSIONS

All dimensions are in mm. Tolerance is ± 0.25 mm unless otherwise noted.

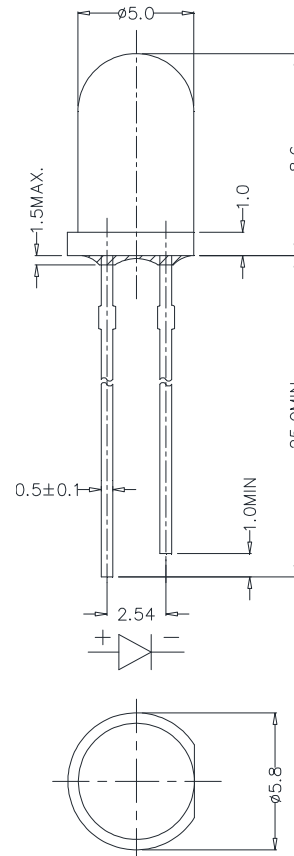
An epoxy meniscus may extend about 1.5 mm down the leads.

Burr around bottom of epoxy may be 0.5 mm max.

C503B-BCS/GCS-030:



C503B-BCN/GCN-030:



NOTES

RoHS Compliance

The levels of environmentally sensitive, persistent biologically toxic (PBT), persistent organic pollutants (POP), or otherwise restricted materials in this product are below the maximum concentration values (also referred to as the threshold limits) permitted for such substances, or are used in an exempted application, in accordance with EU Directive 2002/95/EC on the restriction of the use of certain hazardous substances in electrical and electronic equipment (RoHS), as amended through April 21, 2006.

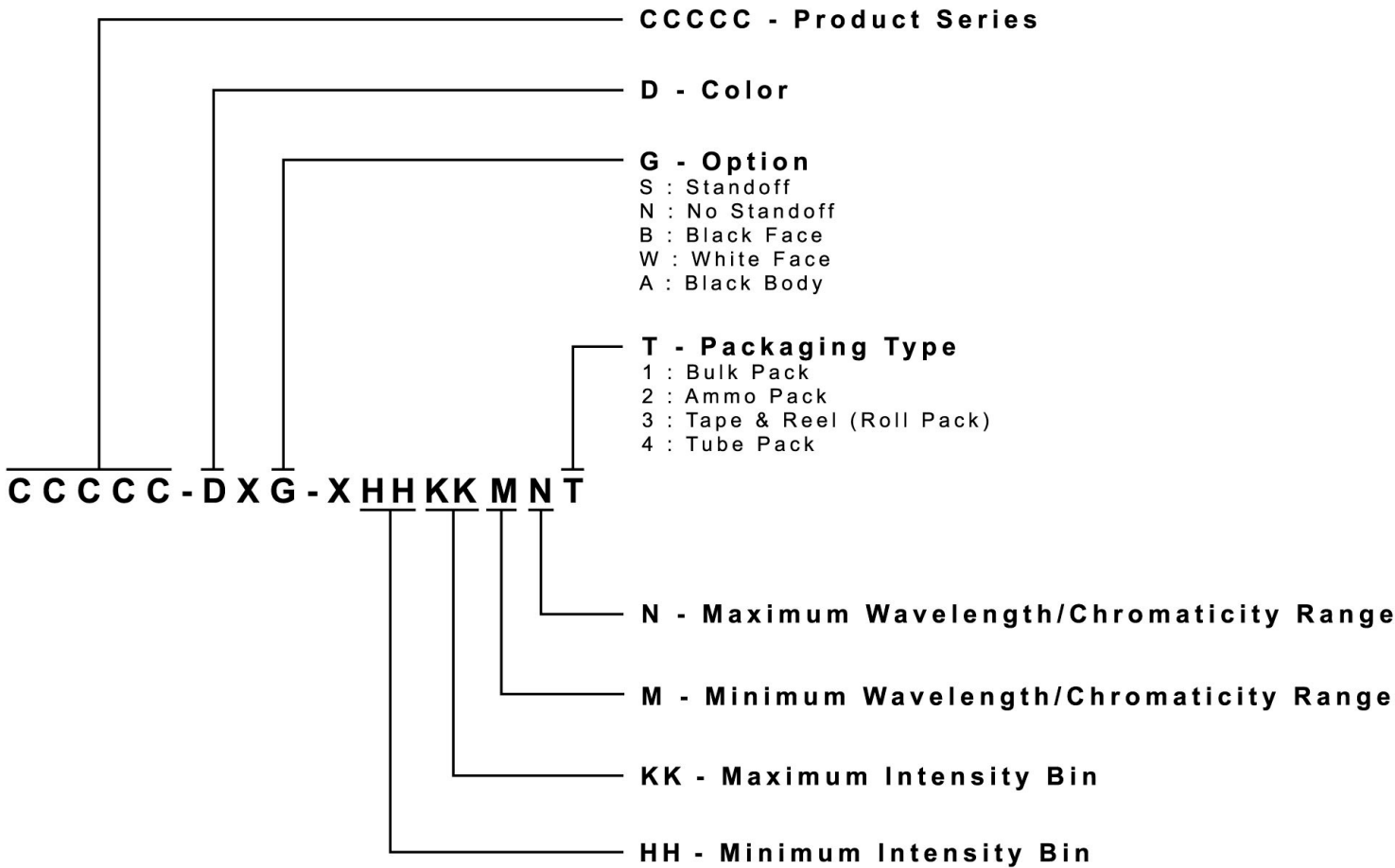
Vision Advisory Claim

Users should be cautioned not to stare at the light of this LED product. The bright light can damage the eye.

KIT NUMBER SYSTEM

All dimensions in mm. Cree LED lamps are tested and sorted into performance bins. A bin is specified by ranges of color, forward voltage, and brightness. Sorted LEDs are packaged for shipping in various convenient options. Please refer to the "Cree LED Lamp Packaging Standard" document for more information about shipping and packaging options.

Cree LEDs are sold by order codes in combinations of bins called kits. Order codes are configured in the following manner:



PACKAGING

Features:

- The LEDs are packed in cardboard boxes after packaging in normal or anti-electrostatic bags.
- Cardboard boxes will be used to protect the LEDs from mechanical shock during transportation.
- The boxes are not water resistant, and they must be kept away from water and moisture.
- The Bulk Pack types of packaging.
- Max 500 pcs per bulk and Max 2500 pcs per ammo.

Bulk Pack Packaging Type:



Ammo Pack Packaging Type:

