

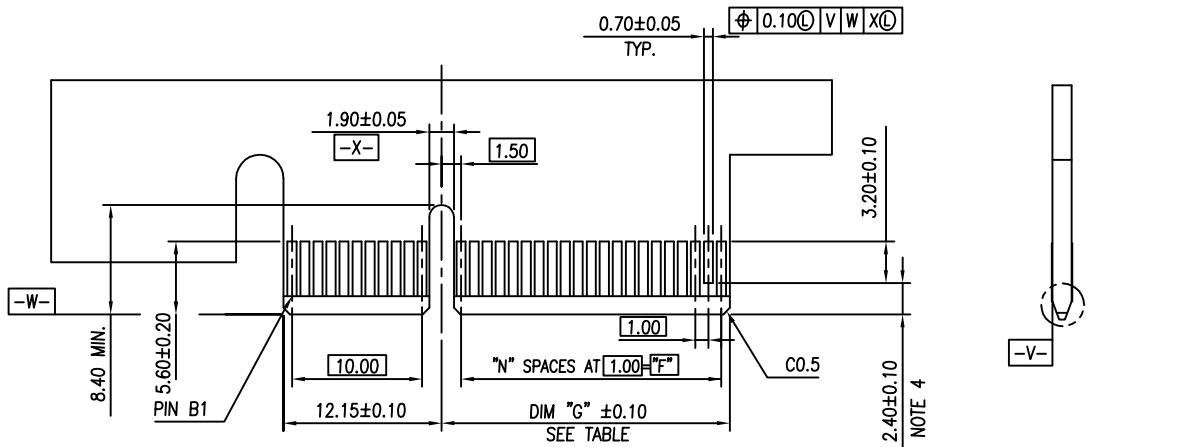
HOLD DOWN TYPE



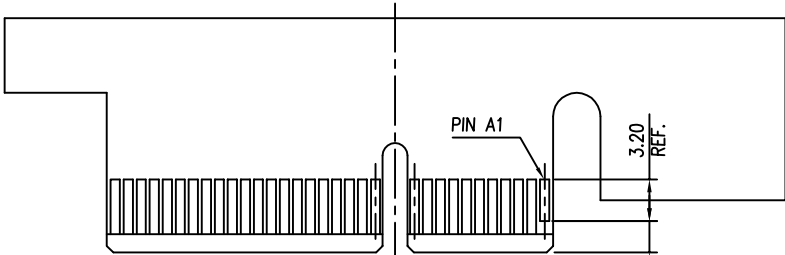
FCIconnect.com

Copyright FCI

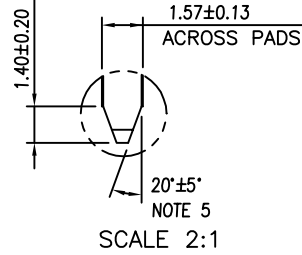
mat'l. code				surface 58/ISO 1302		tolerance ISO 406 ISO		projection 101		product family PCI_EXPRESS			
-				✓		ISO		MM		title			
ltr	ecn no	dr	date	tolerances unless otherwise specified				MM		PCI_EXPRESS_CARD_EDGE POST-FREE_ASSEMBLY(SMT)			
A	T04-0004	RC	02/05/'07	angles	linear		.X±.3		scale 1				
B	T07-1083	RC	05/25/'07			.XX±.20							
C	DG-007885	HT	11/14/'11	0'±2'		XXX±.10							
D	DG-009560	HT	01/16/'12	dr	RICHARD_CHIU	01/30/'07		FCI		dwg no		sheet 1 of 6	size
E	ELX-DG-13973	WL	01/31/'13	enr	RICHARD_CHIU	01/30/'07				10076266		A4	
				chr	PAUL_WANG	01/30/'07				type		CUSTOMER Drawing	
				app	JOSEPH_HSIA	01/30/'07							
sheet index	revision sheet	E	A	A	E	A	A						
		1	2	3	4	5	6						



← I/O PANEL DIRECTION
PRIMARY (COMPONENT) SIDE



I/O PANEL DIRECTION →
SECONDARY (SOLDER) SIDE



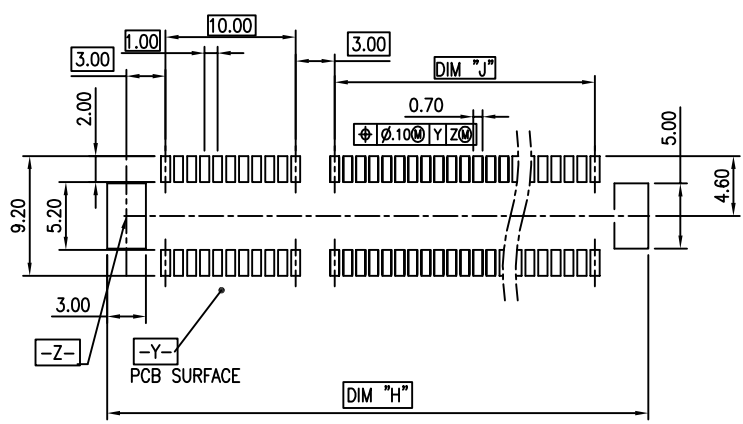
#	POS	REF.	N	DIM "G"	DIM "F"	"F"
36	6		8.15	6.00	B17	
64	20		22.15	20.00	B31	
98	37		39.15	37.00	B48	
164	70		72.15	70.00	B81	

ADD-IN CARD EDGE-FINGER DIMENSIONS

mat'l. code				surface 58		tolerance		projection		product family					
-				ISO 1302		ISO 406 ISO 101				PCI_EXPRESS					
ltr	ecn no	dr	date	tolerances unless otherwise specified						title					
A	-	-	-	angles		.XX±.13		MM		PCI_EXPRESS_CARD_EDGE					
				linear		XXX±.05		scale 2		POST-FREE_ASSEMBLY(SMT)					
				dr	RICHARD_CHIU	1/30/'07			dwg no		sheet 2 of 6	size			
				engr	RICHARD_CHIU	1/30/'07			10076266		A4				
				chr	PAUL_WANG	1/30/'07									
				app	JOSEPH_HSIA	1/30/'07									
sheet index	revision	A	2									type		CUSTOMER Drawing	



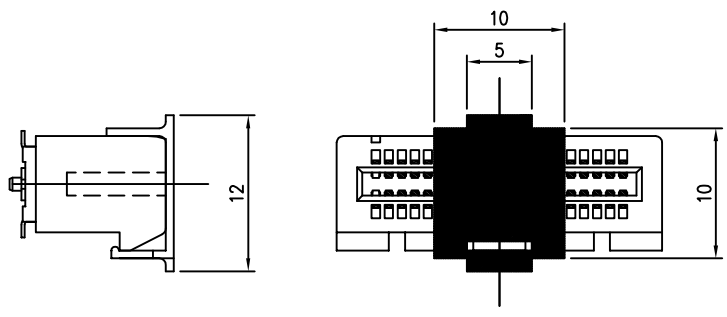
Copyright FCI



RECOMMENDED PCB LAYOUT, PAD TYPE

DIMENSIONS							
POSITION	A	B ± 0.15 -0.05	C ± 0.20	D ± 0.23	E ± 0.20	H ± 0.10	J
36	6.00	7.65	9.15	25.00	27.00	28.00	6.00
64	20.00	21.65	23.15	39.00	41.00	42.00	20.00
98	37.00	38.65	40.15	56.00	58.00	59.00	37.00
164	70.00	71.65	73.15	89.00	91.00	92.00	70.00

POSTION OF CAP



FCI
FCIconnect.com

Copyright FCI

mat'l. code				surface 58		tolerance		projection		product family			
-				ISO 1302		ISO 406		ISO 1101		PCI_EXPRESS			
ltr	ecn no	dr	date	tolerances unless otherwise specified						title			
A	-	-	-	angles		linear		MM		PCI_EXPRESS_CARD_EDGE			
				0°±2'		.X±.2		←→		POST-FREE_ASSEMBLY(SMT)			
						.XX±.13		scale 2		dwg no		sheet 3 of 6	
				dr RICHARD_CHIU		1/30/'07				10076266		size A4	
				engr RICHARD_CHIU		1/30/'07				type		CUSTOMER Drawing	
				chr PAUL_WANG		1/30/'07							
				appd JOSEPH_HSIA		1/30/'07							
sheet index	revision sheet	A	3										

NOTES:

1.MATERIAL:

HOUSING: NYLON, GLASS FILLED UL94V-0 RATE, SUITABLE FOR IR SOLDERING.

TERMINAL: COPPER ALLOY

PLATING: 50u" NICKEL UNDERPLATE ALL OVER
CONTACT AREA PLATING - SEE PRODUCT NUMBER CODE
SOLDER TAIL: TIN 100u" OVER 50u" NICKEL

METAL PADS: COPPER ALLOY
FINISH: 100u" TIN OVER 50u" NICKEL

2.PRODUCT SPECIFICATION: GS-12-390

③THE HORIZONTAL AXIS FOR THE PAD PATTERN IS ESTABLISHED BY THE CENTER LINE OF THE PAD LENGTH.
THE VERTICAL AXIS IS 90° TO THE HORIZONTAL AXIS, THROUGH THE CENTER OF DATUM $\square-Z$

④NO TIE BAR PERMITTED FROM CARD EDGE TO LEADING EDGE OF PAD FOR PINS A1.

⑤CHAMFER EDGES MUST BE FREE OF CUTTING BURRS.

7.RoHS COMPATIBLE PRODUCT SPECIFICATIONS

a - PLATING:

- "LF" MEANS THE PRODUCT IS LEAD-FREE, 2um MINIMUM MATTE TIN OVER 1.27um MINIMUM NICKEL UNDERPLATE.

b - MANUFACTURING PROCESS COMPATIBILITY

- THE HOUSING WILL WITHSTAND EXPOSURE TO 260°C±5°C PEAK TEMPERATURE FOR 5 SECONDS IN A CONVECTION, INFRA-RED OR VAPOR PHASE REFLOW OVEN.

PRODUCT NUMBER CODE

10076266 -X X X X L F

HOUSING COLOR OPTIONS

1-BLACK

LEAD FREE

PACKAGING OPTIONS

- T-TRAY PACKAGING WITHOUT CAP
- R-TAPE & REEL PACKING WITHOUT CAP (FOR 36P&64P OPTIONS ONLY)
- P-TAPE & REEL PACKING WITH CAP (FOR 36P&64P OPTIONS ONLY)
- C-TRAY PACKAGING WITH CAP
- M-TAPE&REEL WITH MYLAR(36P&64P OPTION ONLY)
- F-HARD TRAY PACKAGING WITH CAP (164P ONLY)

TERMINAL PLATING OPTIONS

- 0-50u" Ni UNDERPLATE
30u" Au CONTACT AREA
100u" TIN TAIL AREA ----- COMPATIBLE RoHS
- 1-50u" Ni UNDERPLATE
15u" Au CONTACT AREA
100u" TIN TAIL AREA ----- COMPATIBLE RoHS
- 2-50u" Ni UNDERPLATE
GOLD FLASH CONTACT AREA
100u" TIN TAIL AREA ----- COMPATIBLE RoHS

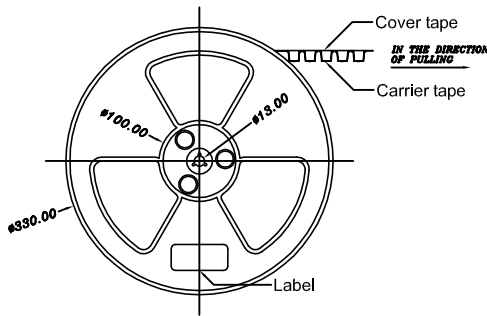
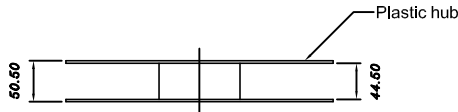
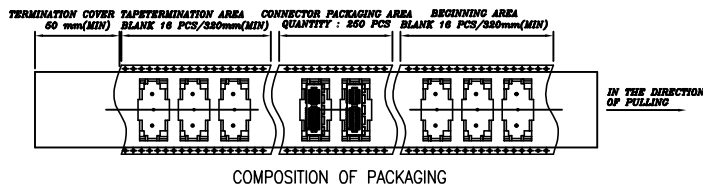
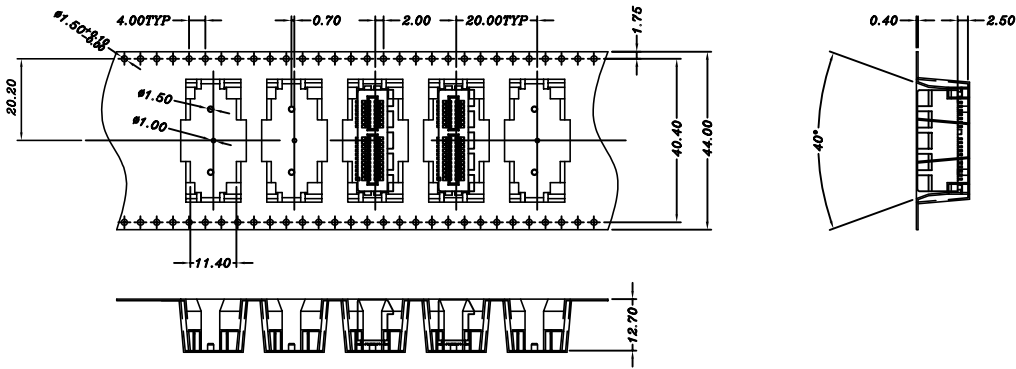
POS OPTIONS

- 0-36
- 1-64
- 2-98
- 3-164



Copyright FCI

mat'l. code				surface 58/ISO 1302		tolerance ISO 406 ISO		projection		product family			
-				ISO 1302		ISO 406 ISO		101		PCI_EXPRESS			
ltr	ecn no	dr	date	tolerances unless otherwise specified			MM		title				
E	-	-	-	angles	linear	.X±.2		MM		PCI_EXPRESS_CARD_EDGE			
				0°±2'		.XX±.13		scale 2		POST-FREE_ASSEMBLY(SMT)			
				dr	RICHARD_CHIU	1/30/'07		FCI		dwg no		sheet 4 of 6	size
				enr	RICHARD_CHIU	1/30/'07				10076266		A4	
				chr	PAUL_WANG	1/30/'07							
				app	JOSEPH_HSIA	1/30/'07							
sheet index	revision sheet	C	4										



TAPE AND REEL
PACKING
RECOMMENDED FOR
36PINS ONLY

mat'l. code				surface 58		tolerance		projection		product family		
-				ISO 1302		ISO 406 ISO 101				PCI_EXPRESS		
ltr	ecn no	dr	date	tolerances unless otherwise specified				title				
A	-	-	-	angles		.X±.3		MM		PCI_EXPRESS_CARD_EDGE		
				linear		.XX±.20		←		POST-FREE_ASSEMBLY(SMT)		
				0°±2'		XXX±.10		scale 1		dwg no sheet 5 of 6 size		
				dr	RICHARD_CHIU	1/30/'07			10076266		A4	
				engr	RICHARD_CHIU	1/30/'07			type		CUSTOMER Drawing	
				chr	PAUL_WANG	1/30/'07						
				appd	JOSEPH_HSIA	1/30/'07						
sheet index	revision sheet	A	5									

1 For PCI EXPRESS SMT TYPE 36P ONLY.

2. Material :

- 2.1 Reel :
 - 2.1.1 Plastic hub : High Impact Polystyrene
 - 2.1.2 Cover tape : PE
 - 2.1.3 Carrier tape : ABS
- 2.2 Waterproof bag : PE
- 2.3 Desiccative : Silica Gel
- 2.4 Carton : Corrugated paper
- 2.5 Baffle : E.P.E
- 2.6 Angle paperboard : Corrugated paper

3. Dimension :

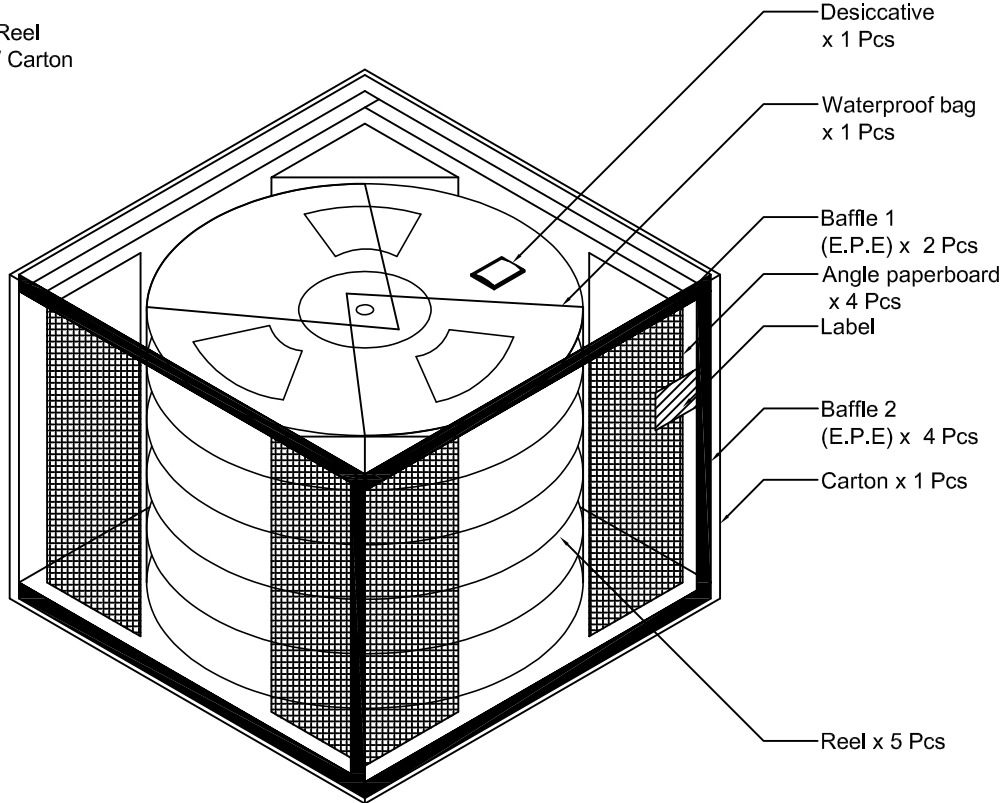
- 3.1 Reel :
 - 3.1.1 Plastic hub : $\phi 330 \times T50.5$ mm
 - 3.1.2 Cover tape : $5690(L) \times 37.4(W)$ mm
 - 3.1.3 Carrier tape : $5640(L) \times 44(W)$ mm
- 3.2 Waterproof bag : $600(H) \times 465(W) \times 0.06(T)$ mm
- 3.3 Desiccative : 25 gram / Package
- 3.4 Carton : $380(L) \times 380(W) \times 300(H)$ mm
- 3.5 Baffle (1): $370(L) \times 370(W) \times 15(H)$ mm
- 3.6 Baffle (2): $355(L) \times 252(W) \times 15(H)$ mm
- 3.7 Angle paperboard : 252(H)

4. Quantity :

- 4.1 250 Pcs / Reel
- 4.2 1250 Pcs / Carton

5. Weight :

- 5.1 NW :
- 5.2 G/W :



A A
B B
C C



mat'l. code		surface 58		tolerance		projection		product family	
-		ISO 1302 <input checked="" type="checkbox"/>		ISO 406 ISO 1101				PCI_EXPRESS	
ltr	ecn no	dr	date	tolerances unless otherwise specified				title	
A	-	-	-	angles	.X \pm .3	MM		PCI_EXPRESS_CARD_EDGE	
				linear	.XX \pm .20			POST-FREE_ASSEMBLY(SMT)	
				0'±2'	XXX±.10	scale 1		dwg no	
				dr	RICHARD_CHIU	1/30/'07		sheet 6 of 6	
				engr	RICHARD_CHIU	1/30/'07		size	
				chr	PAUL_WANG	1/30/'07		10076266	
				appd	JOSEPH_HSIA	1/30/'07		A4	
sheet index		revision sheet		A				type	
		6						CUSTOMER Drawing	

D D