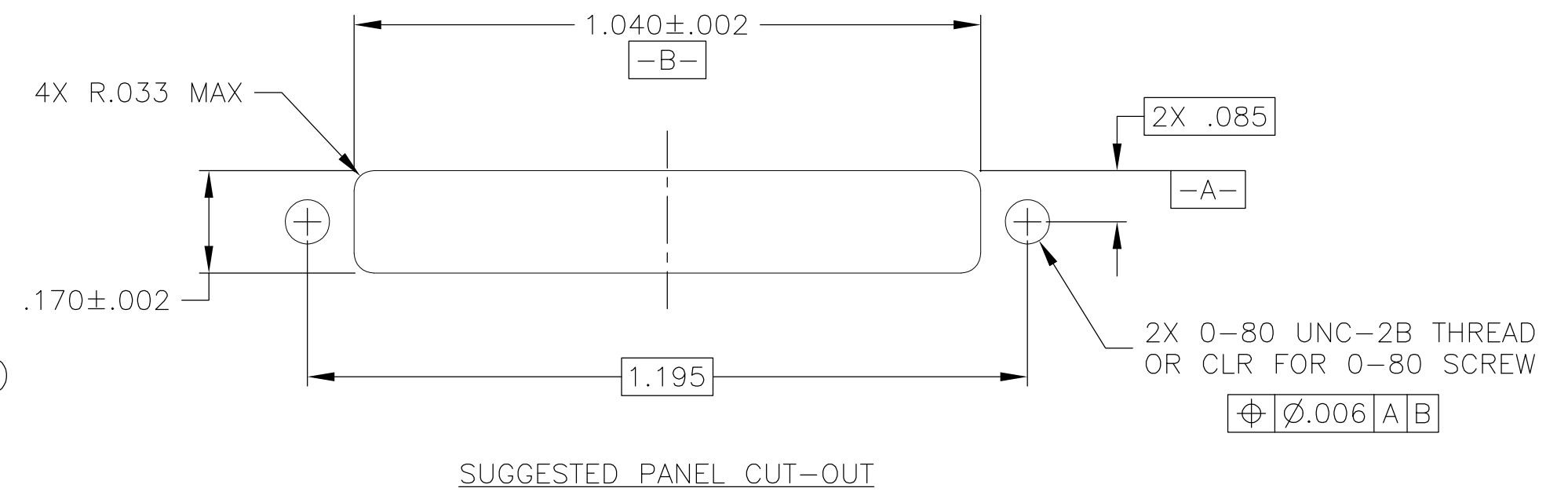
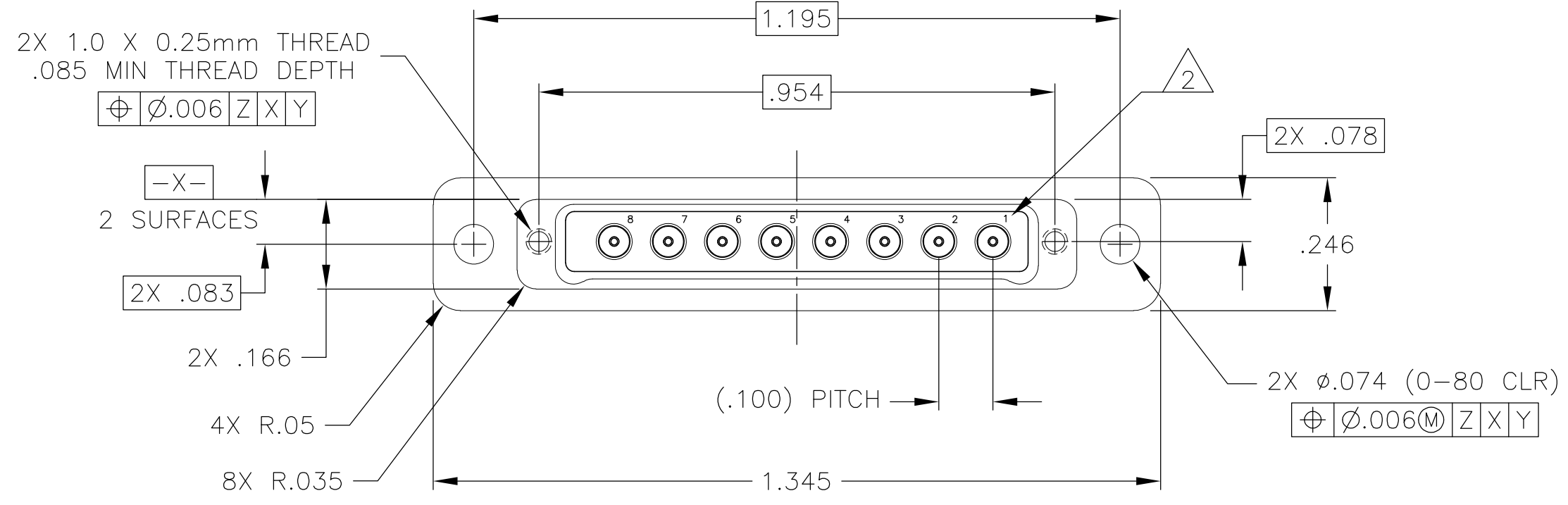
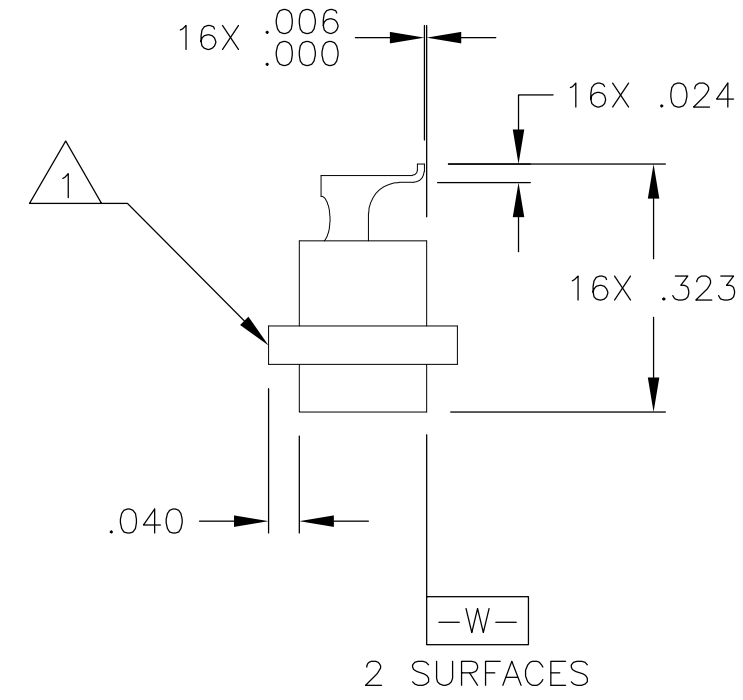
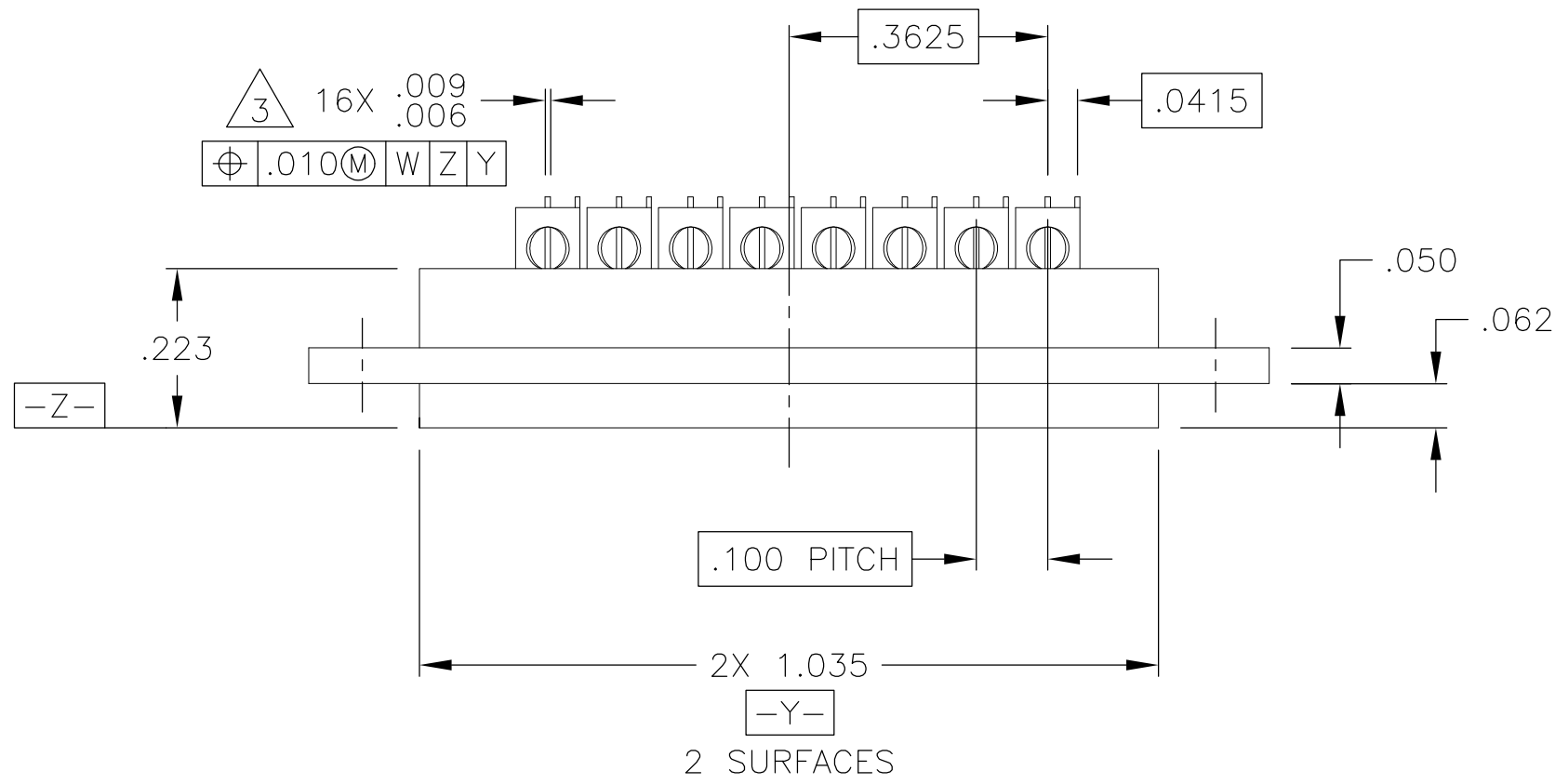


THIS DRAWING IS UNPUBLISHED. RELEASED FOR PUBLICATION
 © COPYRIGHT BY TYCO ELECTRONICS CORPORATION. ALL INTERNATIONAL RIGHTS RESERVED.

LOC		DIST		REVISIONS			
P	LTR	DESCRIPTION	DATE	DWN	APVD		
	A	PRODUCTION RELEASE	10 NOV 08	MKS	MKS		

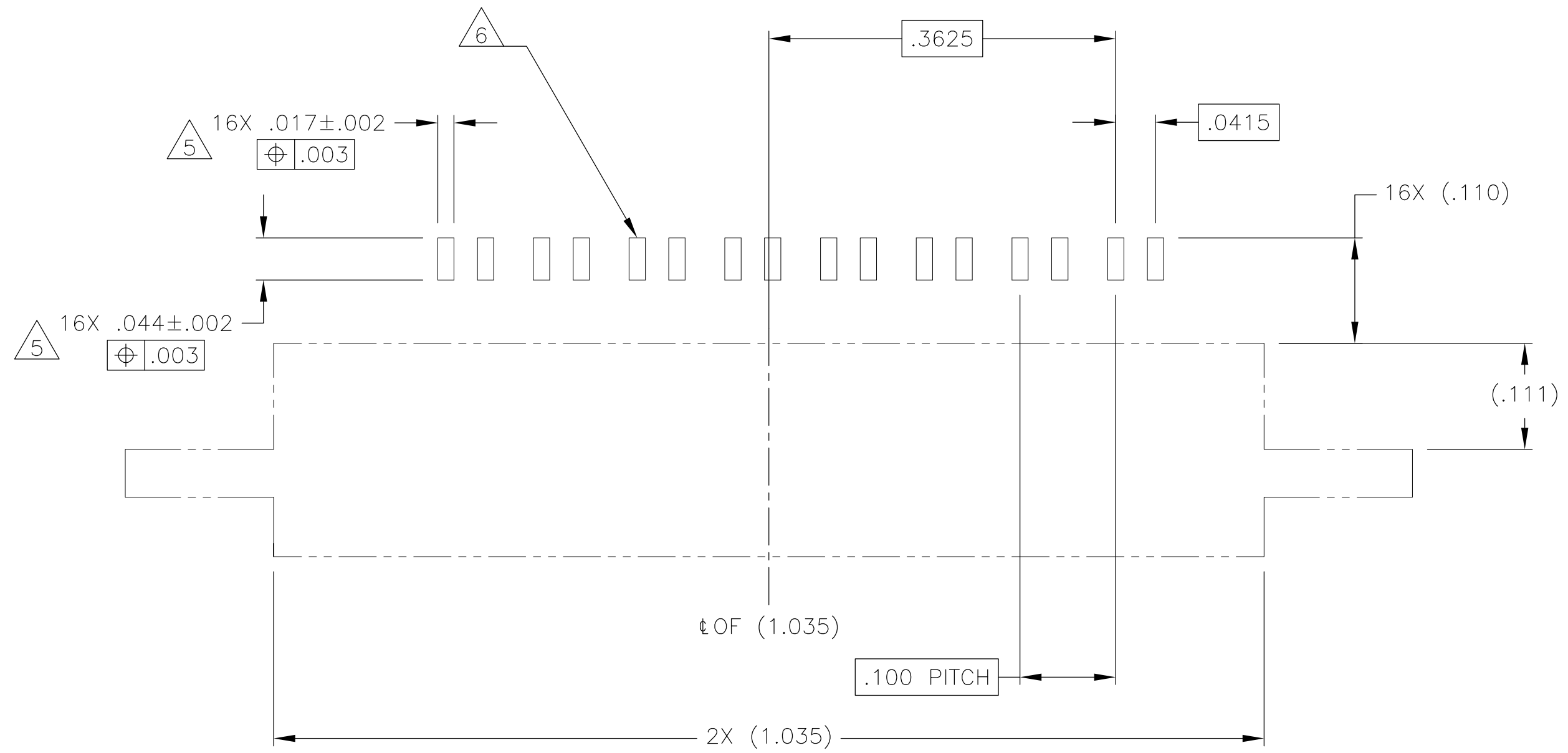


- 1 SHELL MATERIAL: 6061-T6 ALUMINUM, ELECTROLESS NICKEL PLATED PER SAE-AMS-C-26074 OR SAE-AMS-2404E
INSULATOR MATERIAL: LIQUID CRYSTAL POLYMER (LCP) PER MIL-M-24519 OR PER ASTM D5138
- 2 CONTACT NUMBERS ARE FOR REFERENCE ONLY AND ARE NOT MARKED ON THE PART
- 3 LEAD MATERIAL: HH BRASS, TIN/LEAD PLATED 60/40 COMPOSITION PER SAE-AMS-P-81728
- 4 NANONICS PART NUMBER PX080L2N

THIS DRAWING IS A CONTROLLED DOCUMENT.		DWN	10 NOV 08	Tyco Electronics Corporation	
		CHK	M STORRY	Harrisburg, PA 17105-3608	
DIMENSIONS: INCHES		APVD	-	NAME	
TOLERANCES UNLESS OTHERWISE SPECIFIED:		PRODUCT SPEC	-	RECEPTACLE ASSEMBLY, 50 OHM COAX, HORIZONTAL SMT, PANEL MOUNT FLANGE, 8 POSITION	
0 PLC ± -		APPLICATION SPEC	-	SIZE	CAGE CODE
1 PLC ± -				A2	0PJN9
2 PLC ± .010				DRAWING NO	7-1925009-4
3 PLC ± .005				RESTRICTED TO	-
4 PLC ± -				SCALE	4:1
ANGLES ± 1°				SHEET	1 OF 2
MATERIAL	FINISH	WEIGHT	-	REV	A
SEE NOTES	SEE NOTES	CUSTOMER DRAWING			

THIS DRAWING IS UNPUBLISHED. RELEASED FOR PUBLICATION
 © COPYRIGHT BY TYCO ELECTRONICS CORPORATION. ALL INTERNATIONAL RIGHTS RESERVED.

LOC		DIST		REVISIONS			
P	LTR	DESCRIPTION	DATE	DWN	APVD		
-	-	SEE SHEET 1	-	-	-		



TYPICAL PCB LAYOUT

- 5 POSITIONAL TOLERANCES FOR BASIC DIMENSIONED FEATURES ARE RELATIVE TO FIDUCIALS OR SOME SIMILAR DATUM REFERENCE DEFINED BY THE PCB DESIGNER
- 6 SOLDER PADS. TWO ARE REQUIRED FOR EACH COAXIAL CONTACT POSITION.

THIS DRAWING IS A CONTROLLED DOCUMENT.		DWN	10 NOV 08	Tyco Electronics Corporation Harrisburg, PA 17105-3608	
DIMENSIONS: INCHES		CHK	M STORRY	NAME	
TOLERANCES UNLESS OTHERWISE SPECIFIED:		APVD	-	RECEPTACLE ASSEMBLY, 50 OHM COAX, HORIZONTAL SMT, PANEL MOUNT FLANGE, 8 POSITION	
0 PLC ± -		PRODUCT SPEC	-	SIZE	RESTRICTED TO
1 PLC ± -		APPLICATION SPEC	-	A2	-
2 PLC ± .010		WEIGHT	-	CAGE CODE	DRAWING NO
3 PLC ± .005		CUSTOMER DRAWING	-	OPJN9	7-1925009-4
4 PLC ± -		SCALE	2:1	SHEET	2 OF 2
ANGLES ± 1°		REV	A		
MATERIAL	FINISH				
SEE NOTES	SEE NOTES				