THIS DRAWING IS UNPUBLISHED. RELEASED FOR PUBLICATION 1997
© COPYRIGHT 1997 ALL RIGHTS RESERVED.

LOC	DIST
A1	

REVISIONS

P	LTR	DESCRIPTION	DATE	DWN	APVD
	C2	ECR-16-015318	26OCT2017	GR	MKO
	C3	ECR-16-016768	15NOV2017	GR	MKO

NOTES

1 Material: Housing aluminium diecasting alloy
Seals: Neoprene ; Viton

2 Surface: Varnish Grey: Black

3 Varnish on the inside not necessary

4 Packaging quantity 5 pieces

5 Packaging quantity 100 pieces

6 Packaging quantity 150 pieces

7 Only valied for PN 0-1:
couding device beveled on dimension 82

8 Only valied for PN 0-4 and 0-5
Plat form beveled on dimension 72.5+0.1 both sides

9 Only valied for PN 0-2
Seal loose attached

10 Only valied for PN 0-3:
flange seal clued on

11 Special side clip for Mitsubishi
powder coating for housing ; 120-160 µm

PN 1-1.7-1.2-1.6-1.0-2.0-4 & 0-9

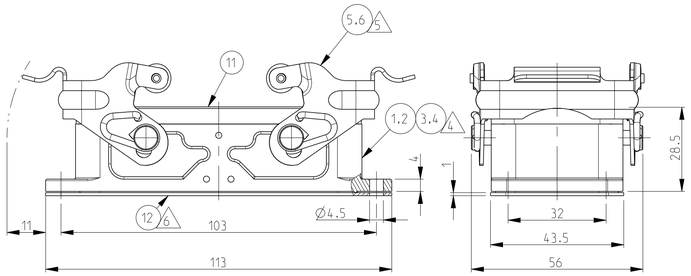

PN 1-3

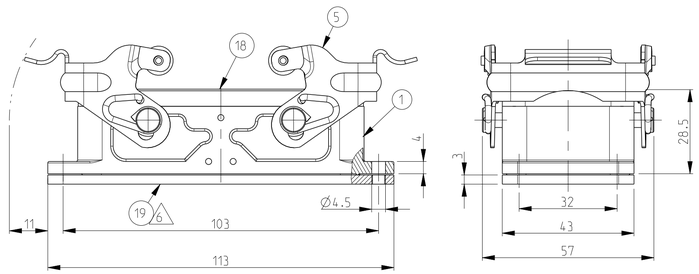

PN 1-2.2-2.0-5.0-7.0-8 & 1-4

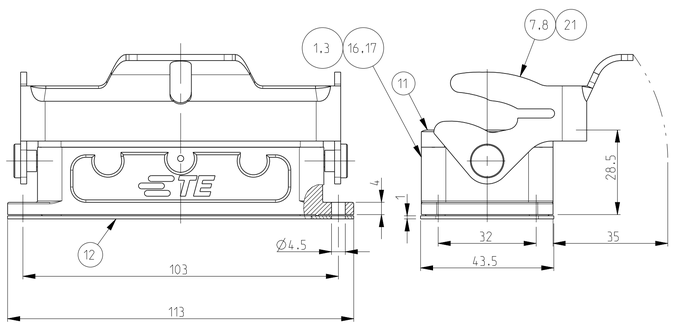

PN 1-8 & 2-8

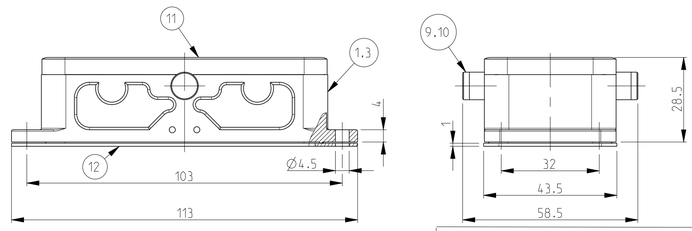

PN 1-5

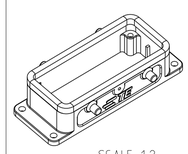

SCALE 1:2

PN 1-3

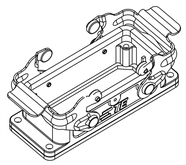

SCALE 1:2

PN 1-1.7-1.2-1.6-1.0-2.0-4 & 0-9

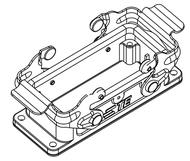

SCALE 1:2

PN 1-2.2-2.0-5.0-7.0-8 & 1-4

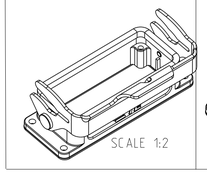

SCALE 1:2

PN 1-8 & 2-8

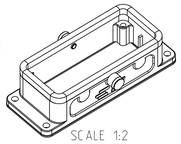

SCALE 1:2

PN 0-6

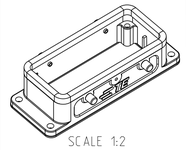

SCALE 1:2

PN 1-0

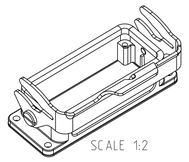

SCALE 1:2

11 Special bow . double powder thick layer

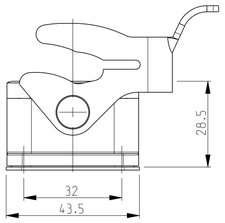

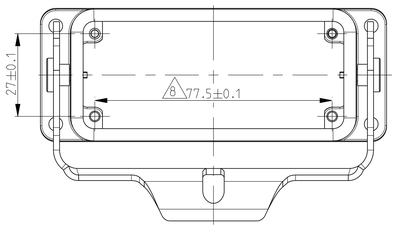

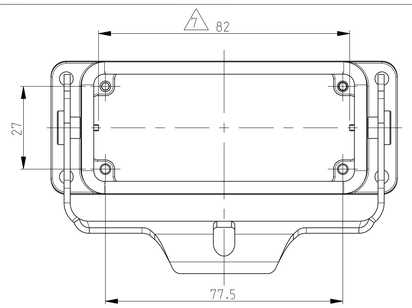

PN 0-6

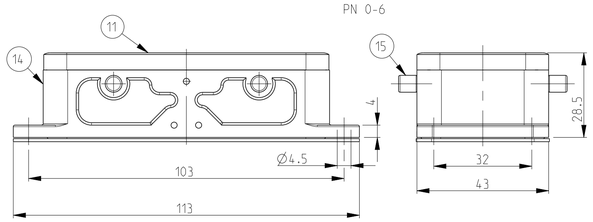

PN 1-5
With diecast bolt

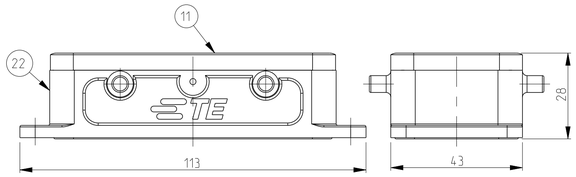

PN 1-0

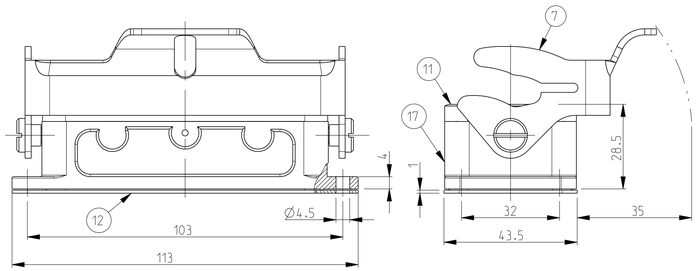

Panel cut-out

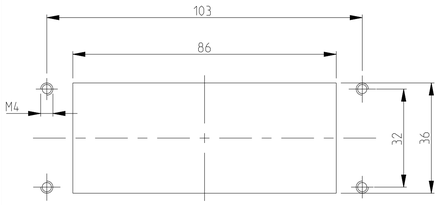

1-6	1-5	1-4	1-3	1-0	0-9	0-8	0-7	0-6	0-5	0-4	0-3	0-2	0-1	6-1	8-1	2-8	1-8	2-2	1-2	2-1	7-1	1-1	DESCRIPTION	MATERIAL	SURFACE	COLOR	ITEM NO	NOTES
OBSOLETE	OBSOLETE	OBSOLETE	OBSOLETE					OBSOLETE	OBSOLETE		OBSOLETE	OBSOLETE	OBSOLETE	OBSOLETE	OBSOLETE	OBSOLETE							Surface mounted housing bottom entry HB	Aluminium		Grey RAL7001	22	With bolt
		1																					LB-Side clip	Steel	Zinc plated	Blue	21	
		1																					Surface mounted housing bottom entry HB	Aluminium		Grey 120-160 µm	20	
1			1		1																		Flange seal	Viton		Black	19	
1			1		1																		Profile seal	Viton		Grey	18	
1		1		1																			Surface mounted housing bottom entry HB	Aluminium		Grey RAL7001	17	Neutral
							1																Surface mounted housing bottom entry HB	Aluminium		Grey RAL7001	16	Without lo
								4															Clip bolt-HB	Steel	Zinc plated	Blue	15	
								1															Surface mounted housing bottom entry HB	Aluminium		Grey RAL7001	14	
																											13	
		1		1		1	1	1	1	1	1	1	1	1	1	1	1	1	1	1	1	1	Flange seal	Neoprene		Black	12	
	1	1		1		1	1	1	1	1	1	1	1	1	1	1	1	1	1	1	1	1	Profile seal	Neoprene		Black	11	
																2							ZB-Clip bolt	Stainless steel			10	
													2				2						ZB-Clip bolt	Steel	Zinc plated	Blue	9	
																		1					LB-Side clip	Stainless steel			8	
									1										1				LB-Side clip	Steel	Zinc plated	Blue	7	
1				1		1	1							2						2			VS-Locking clip	Stainless steel			6	
			2		2						2	2									2	2	VS-Locking clip	Steel	Zinc plated	Blue	5	
												1											Surface mounted housing bottom entry HB	Aluminium		With out varnish	4	
									1	1						1		1		1			Surface mounted housing bottom entry HB-K	Aluminium	Aluminium oxide	Black RAL9005	3	
																						1	Surface mounted housing bottom entry HB-K	Aluminium		Black RAL9005	2	
			1		1	1					1		1	1			1		1			1	Surface mounted housing bottom entry HB	Aluminium		Grey RAL7001	1	
1-6	1-5	1-4	1-3	1-0	0-9	0-8	0-7	0-6	0-5	0-4	0-3	0-2	0-1	6-1	8-1	2-8	1-8	2-2	1-2	2-1	7-1	1-1	DESCRIPTION	MATERIAL	SURFACE	COLOR	ITEM NO	NOTES

ORDERING TEXT

HB.16.AG-VS
HB.16.AG-VS
HB-K.16.AG-VS
HB.16.AG-LB
HB-K.16.AG-LB
HB-Z.16.AG-ZVGR
HB-K/Z.16.AG-ZV
~~HB.16.AG-LB~~
HB.16.AG-VS
HB-Z.16.AG-ZVGR
HB.16.AG-VS
~~HB.16.AG-VS~~
HB-K.16.AG-VS
HB-K.16.AG-LB
HB.16.AG
HB.16.AG-LB
HB.16.AG-LB.KM
HB.16.AG-VS.KM
HB.16.AG-LB
HB.16.AG-VS.V
HB.16.AG-LB
HB.16.AG-F
HB.16.AG-LB

THIS DRAWING IS A CONTROLLED DOCUMENT.

DIMENSIONS: mm

TOLERANCES UNLESS OTHERWISE SPECIFIED: X:ISO 8015 X:ISO 2768-mH-E X:DIN 16901-120
0 PLC ±
1 PLC ±
2 PLC ±
3 PLC ±
4 PLC ±
ANGLES ±

MATERIAL
FINISH

DWN Schweiger 23.07.1997
CHK Kramer 23.06.1998
APVD -
PRODUCT SPEC 108-74001/74003
APPLICATION SPEC 114-74001/74004/74005
WEIGHT

TE Connectivity

NAME Surface Mounted housing Bottom Entry HB.16

SIZE	CAGE CODE	DRAWING NO	RESTRICTED TO
A1	00779	C-1102296	

CUSTOMER DRAWING
SCALE 1:1 SHEET 1 OF 1 REV C3

4805 (3/11)