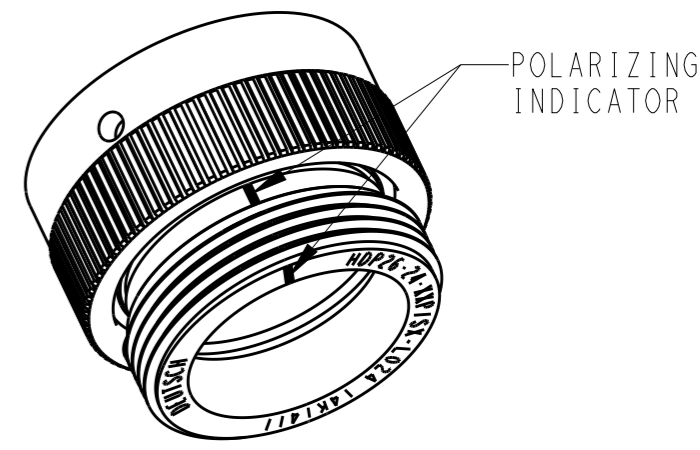
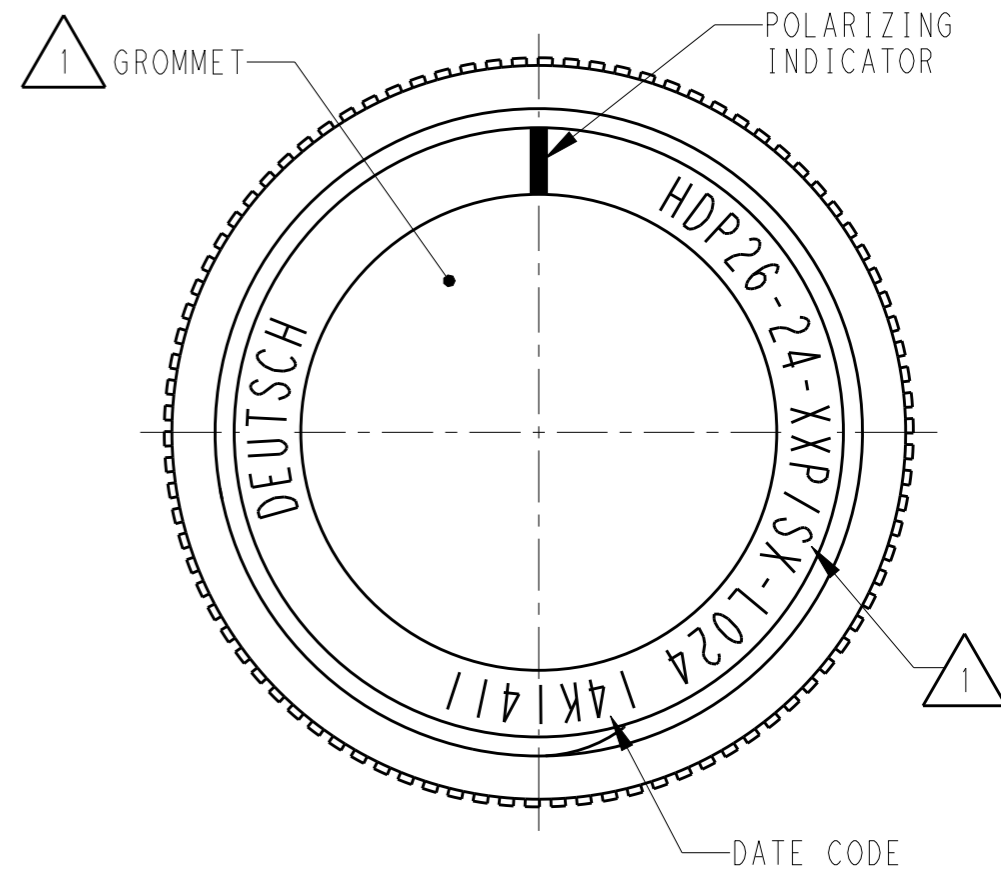
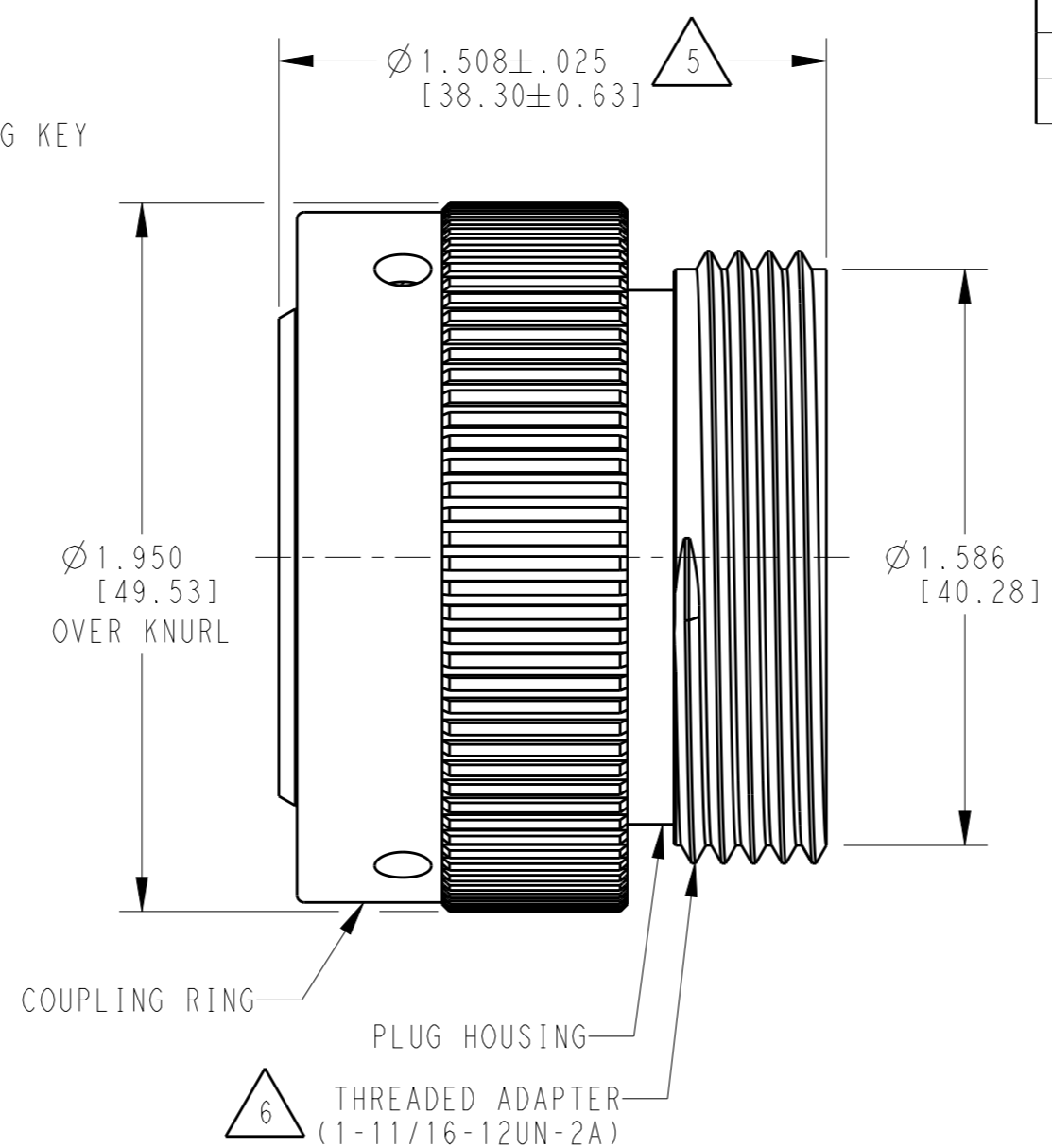
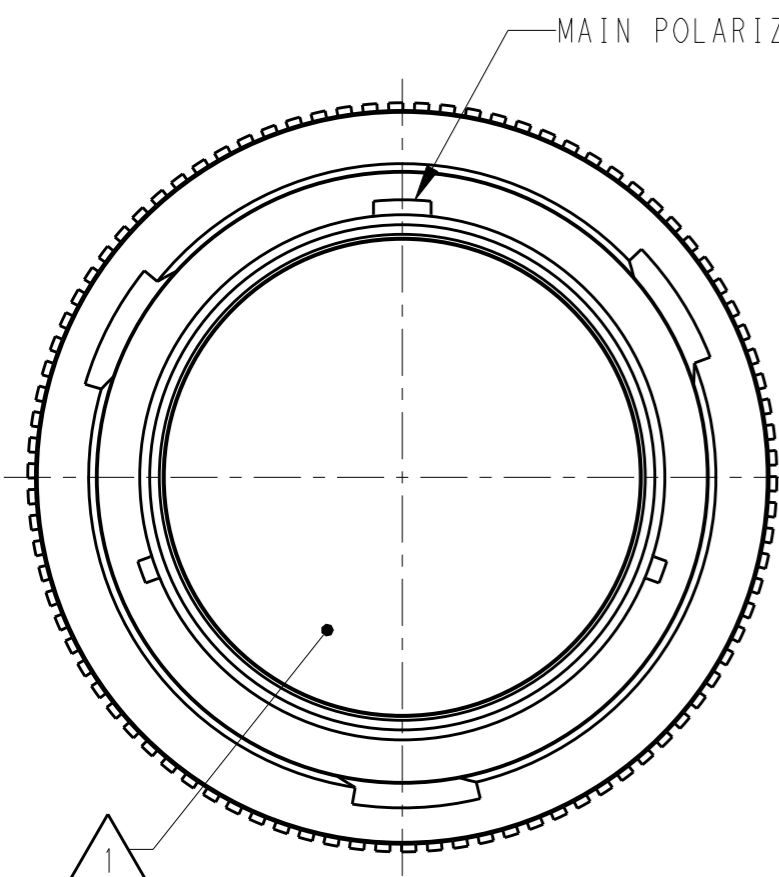


LOC	DIST	REVISIONS			
P	LTR	DESCRIPTION	DATE	DWN	APVD
		NC	NEW RELEASE PER E.O. P21414	24AUG2012	IG DM
		A	REVISED PER ECO-14-019072	23FEB2015	JA DM



SCALE 1:1

- 5 NOTED DIMENSION DOES NOT INCLUDE GROMMET PROTRUSION.
- 4 MATERIAL: PLUG HOUSING/COUPLING RING: PA66 GF10 (BLACK)
 THREADED ADAPTER: PA66 GF10 (GREEN, GRAY, BLUE)
 GROMMET: SILICONE (ORANGE-RED)

- 3 SEE 0425-021-0000 APPLICATION SPECIFICATION
 A. RECOMMENDED WIRE INSULATION RANGE
 B. CONTACT REMOVAL TOOLS

- 2. THIS PLUG MATES WITH HDP24-24XXP/SX-XXXX RECEPTACLE
 X = SEAL TYPE (N,T,E)
 XX = INSERT ARRANGEMENT
 XXXX = MODIFICATION

- 1 SEE CUSTOMER DRAWING 0425-014-2400 FOR AVAILABLE INSERT ARRANGEMENTS AND PART NUMBERS.

NOTES:

- 6 PART MODIFICATION: THREADED ADAPTER
 ACCEPT BACKSHELL 2428-024-2405

THIS DRAWING IS A CONTROLLED DOCUMENT.		DWN 13 JUL 2012 ILINA GRANICHAROVA			
DIMENSIONS: INCHES [mm]		CHK 23 AUG 2012 ILINA GRANICHAROVA			
TOLERANCES UNLESS OTHERWISE SPECIFIED:		APVD 24 AUG 2014 DAVID MEYER		NAME PLUG, COUPLING RING SIZE 24, -L024 MOD HDP SERIES	
0 PLC ±		PRODUCT SPEC 0425-021-0000		SIZE A3	
1 PLC ±		APPLICATION SPEC 3		CAGE CODE 4AFU8	
2 PLC ±		WEIGHT		DRAWING NO HDP26-24-XXP/SX-L024	
3 PLC ± .015 [0.38]		Customer Drawing		RESTRICTED TO	
4 PLC ±		SCALE 2:1		SHEET 1 OF 1	
ANGLES ± ±0°30'0"		REV A			
FINISH N/A					