REV.	DATE	DESCRIPTION
A	06/05/03	UPDATE DRAWING FORMAT

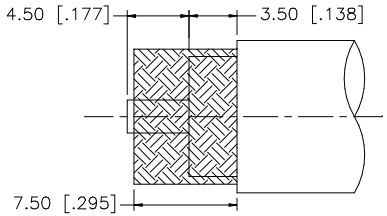

RECOMMENDED CABLE STRIPPING DIMS

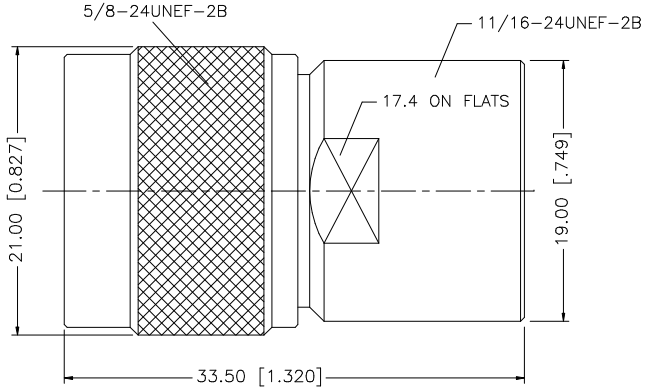

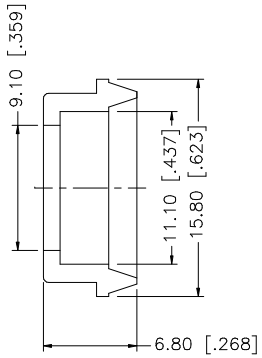

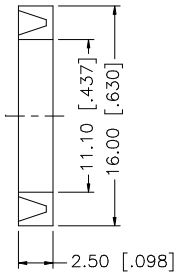

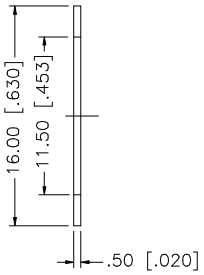

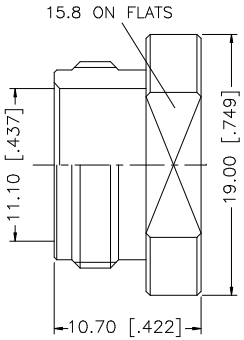

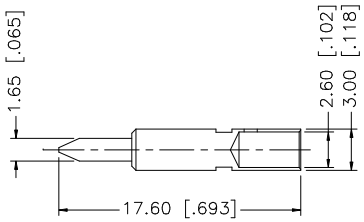

NOTE:

1. CRIMPED CONTACT PIN HEX CRIMP SIZE .100"

	DESCRIPTION	MATERIAL	FINISH	QTY
8				
7	NUT	BRASS	NEXCOTE	1
6	WASHER	BRASS	NEXCOTE	2
5	GASKET	SILICONE	RED	1
4	BRAID CLAMP	BRASS	NEXCOTE	1
3	CONTACT PIN	BRASS	GOLD	1
2	INSULATOR	TEFLON	NATURAL	1
1	BODY	BRASS	NEXCOTE	1

UNLESS OTHERWISE SPECIFIED DIMENSIONS ARE IN MILLIMETERS. DIMENSIONS IN [ ] ARE IN INCHES AND FOR CUSTOMER REFERANCE ONLY.

UNLESS OTHERWISE SPECIFIED TOLERANCES FOR MILLIMETERS ARE:
0.5 – 8mm ± 0.20mm
8 – 30mm ± 0.40mm
30 – 120mm ± 0.50mm

UNLESS OTHERWISE SPECIFIED TOLERANCES FOR INCHES ARE:
.020 – .315 = ± 0.007"
.315 – 1.180 = ± 0.015"
1.180 – 4.724 = ± 0.020"

DO NOT SCALE DRAWING

APPROVALS		DATE
DRAWN	G.R.S.	06/05/03
CHECKED		
ISSUED		
SHEET	1 OF 1	
CAD FILE	C:/172/172113.DWG	

Amphenol Connex

PART DESCRIPTION
N CLAMP PLUG
(FOR RG-8/U, 213/U, 214/U CABLE)

PART NO. 172113

DWG. NO.	REV.	SIZE	SCALE
172113.DWG	A	A	NA